

LOS ANGELES PORT POLICE CROWD MANAGEMENT AND CONTROL OVERVIEW

Course Overview

- Unlawful Assembly P.C. Sections
- Baton Techniques
- Mobile Field Force and Squad Tactics

Crowd Control Penal Code (PC) Sections

- 407 PC – Unlawful Assembly
- 409 PC – Remaining Present
- 416(a) PC – Refusing to Disperse



Basic Baton Techniques for Crowd Control

- Baton Techniques
 - Forward Push
 - Forward Thrust
 - Short End Strike
 - Power Chop
 - Power Stroke
- Basic Retention Techniques
 - Figure-4 & Figure-8 movement

Target Areas



- Primary baton striking areas
 - Bony areas of the body
 - Arms, hands, wrist, elbows, legs, knees, and shins
- Secondary striking or target areas
 - Chest and midsection
- Areas to avoid striking
 - Head, neck, throat, spine, kidneys, and groin areas

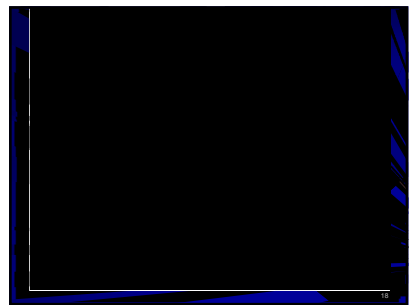



Medical Treatment Required

- Any arrestee taken into custody
 - With evidence of injury
 - Struck by a baton or any Less Lethal Munitions
 - Before Booking process
- Any subject claiming injury as result of a force application



Note: Document any injuries sustained by officers during a crowd control incident and complete required crime report(s)





Mobile Field Force Tactics

- ### Key Considerations
- Who are you going after?
 - A moving Skirmish line will absorb your team
 - If arrestees flee, do not pursue
 - Control arrestees

- ### Handling of Arrestee
- Use of flex cuffs :
- > Tight enough to prevent escape but not cut off circulation.
 - > Arrest Links
 - Suspects linked together with flex cuffs **above the elbow, below the bicep**, snug **not** tight.
 - Used to help control multiple arrestees

