



## AUDIT COMMITTEE

Report to the  
Board of Harbor Commissioners

Item #3a

DATE: MARCH 12, 2015  
TO: AUDIT COMMITTEE OF THE BOARD OF HARBOR COMMISSIONERS  
SUBJECT: CAPITAL IMPROVEMENT PROGRAM REPORT

The following items are transmitted to the Audit Committee:

1. Fiscal Year 2014/2015 CIP Budget to Actual Expenditure Report Expenditures– This document compares Fiscal Year 2014/2015 CIP budget to actual expenditures through January 2015.
2. CIP Status Report – This document lists current CIP projects, project status, design and construction finish dates, budget, budget and schedule trends, project budget spent to date, percent of project budget spent to date, and comments.

EUGENE D. SEROKA  
Executive Director

Attachments:

Transmittal 1: Fiscal Year 2014/2015 CIP Budget to Actual Expenditure Report

Transmittal 2: December CIP Status Report (Actuals thru January 2015)

Author: D. Walsh, Engineering




## Fiscal Year 2014/2015 CIP Budget to Actual Expenditure Report

	<u>Budget</u>		<u>Actuals Thru January 2015</u>	<u>Percentage Spent</u>
<b><u>In-House Labor</u></b>				
Engineering	\$ 7,886,015	\$	3,624,710	46.0%
Construction	\$ 8,251,780	\$	4,296,169	52.1%
Environmental	\$ 544,708	\$	156,727	28.8%
Const. and Maint.	\$ 2,587,915	\$	757,066	29.3%
<b><u>Consultants</u></b>				
Design Services	\$ 15,973,478	\$	5,381,629	33.7%
Env. Services	\$ 13,546,969	\$	1,288,982	9.5%
Construction Mgmt.	\$ 14,084,825	\$	5,034,536	35.7%
Misc. Prof Services	\$ 1,224,211	\$	226,094	18.5%
<b><u>Construction</u></b>	<b>\$ 177,944,799</b>	<b>\$</b>	<b>73,153,181</b>	<b>41.1%</b>
<b><u>Miscellaneous</u></b>				
Materials/Equipment	\$ 8,042,785	\$	1,831,102	22.8%
Other	\$ 30,875,533	\$	4,963,309	16.1%
<b><u>Grand Total</u></b>	<b>\$ 280,963,018</b>	<b>\$</b>	<b>100,713,505</b>	<b>35.8%</b>



## Summary of Audit Committee Status Report

<b>Total No. of CIP Projects</b>	<b>123</b>
<b>Total Value of CIP Projects</b>	<b>\$1,380,706,831</b>

### Schedule

<b>Number of projects on schedule</b>	<b>104</b>		<b>85%</b>
<b>Number of projects at risk of falling behind schedule</b>	<b>7</b>		<b>6%</b>
<b>Number of projects behind schedule</b>	<b>12</b>		<b>10%</b>
<b>Total dollar value of projects on schedule</b>	<b>\$1,073,062,306</b>		
<b>Percent of total dollar value on schedule</b>	<b>78%</b>		

### Budget

<b>Number of projects on budget</b>	<b>120</b>		<b>98%</b>
<b>Number of projects which may exceed budget</b>	<b>0</b>		<b>0%</b>
<b>Number of projects requiring budget adjustment</b>	<b>3</b>		<b>2%</b>
<b>Total dollar value of projects on budget</b>	<b>\$1,370,797,307</b>		
<b>Percent of total dollar value on budget</b>	<b>99%</b>		

The Engineering Division is currently tracking a total of 123 active Capital projects representing just over \$1.38B in total project value. From a budget perspective, 120 of these projects, or roughly 98% of all projects, are currently tracking on budget.

#### **The 3 projects that are either over budget or at risk of being over budget are:**

- 1) Berths 196-199 & 200A - Wharf Rehabilitation project has encountered two unforeseen issues. The first is the need to remove several abandoned oil lines under the wharf. Ownership of these lines are unknown therefore the Port will need to undertake the removals as part of the project. The second issue involves the feasibility to reconstruct the wharf back to its original design strength as stipulated in WWL's lease. Test piles are scheduled to be driven the 2nd week of march to determine actual capacity.
- 2) The Port Pilot Station Backup Generator and Electrical System Upgrade which may require additional service equipment upgrade at the request of DWP.
- 3) The Cabrillo Beach Eel Grass Mitigation Site. Contractor quote exceeded estimate and is under evaluation.

#### **From a schedule tracking perspective, projects at risk of falling behind schedule include:**

- 1) Six projects in the MOTEMS Program that are currently working through the business deal process preparing new 30- year lease agreements;
- 2) The Cabrillo Beach Eel Grass Mitigation Site project has a narrow work window with the Least Tern nesting season that may push the project into the following year.

**Projects that are behind schedule include:**

- 1) Four projects in the SNAP Program that are delayed due to a re-evaluation of the space needs of the HAB Building;
- 2) Three projects are on hold for the B. 121-131 (Yang Ming) Terminal Improvements for re-evaluation of the projects alignment with the Buisness Development Plan;
- 3) B. 226-232 (Everport) wharf paving is awaiting the project area to be made available;
- 4) Berths 196-199 & 200A - Wharf Rehabilitation project is on hold pending alternative analysis to achieve original wharf design strength;
- 5) 338 Cannery St. HVAC is delayed due to lack of resources/higher priority work
- 6) The Port Pilot Station Backup Generator and Electrical System Upgrade is delayed due to lack of design resources;
- 7) Berth 161 Marine Ways Modification is being delayed for budget/cash flow purposes

**Audit Committee Status Report**

Actuals Thru: January 2015

Project Title	Project Status	Design Finish	Percent Design Complete	Construction Finish	Percent Constr. Complete	Schedule Trend	Projected Cost	Spent To Date	Percent Spent To Date	Budget Trend	Comments
<b>I. Terminals</b>											
<b>Berth 90-93 - World Cruise Center</b>											
4. B. 93 - Cruise Terminal - Customs and Border Protection Improvements (2525300)	Design	06/30/16	0%	02/28/18	0%	✓	\$2,740,000	\$109,554	4%	✓	
5. B. 91-93 - Alternative Maritime Power (AMP) Upgrade and Retrofit (2527300)	Design	08/27/15	40%	06/26/17	0%	✓	\$12,890,000	\$63,233	0%	✓	Mar PDC approval for const budget
6. B. 91-92 - Replacement of Elevator No. 1 (2528400)	Bid and Award		N/A	06/29/15	0%	✓	\$92,650	\$0	0%	✓	
7. B. 93 - Replacement of Elevator No. 1 (2528600)	Bid and Award		N/A	06/28/15	0%	✓	\$69,122	\$0	0%	✓	
8. B. 93 - Replacement of Elevator No. 6 (2528700)	Construction		N/A	06/25/15	1%	✓	\$196,200	\$0	0%	✓	
9. B. 93 - Cruise Terminal Water Line Replacement (2529700)	Construction		N/A	06/30/15	30%	✓	\$750,000	\$291,377	39%	✓	
<b>BERTH 90-93 - WORLD CRUISE CENTER TOTAL</b>							<b>\$16,737,972</b>	<b>\$464,163</b>	<b>3%</b>		
<b>Berth 100-102 - China Shipping Container Terminal</b>											
1. B. 100-102 - Marine Operations Building (2454300)	Bid and Award	08/31/14	100%	04/30/17	0%	✓	\$13,800,000	\$1,920,191	14%	✓	Feb PDC approval of schedule
3. B. 100-102 - Crane Maintenance Building (2502600)	Bid and Award	08/31/14	100%	04/30/17	0%	✓	\$5,700,000	\$539,080	9%	✓	Feb PDC approval of schedule
<b>OTHER TOTAL</b>							<b>\$19,500,000</b>	<b>\$2,459,271</b>	<b>13%</b>		
<b>BERTH 100-102 - CHINA SHIPPING CONTAINER TERMINAL TOTAL</b>							<b>\$19,500,000</b>	<b>\$2,459,271</b>	<b>13%</b>		
<b>Berth 121-131 - Yang Ming Container Terminal</b>											
<b>1. Phase I &amp; II</b>											
1. B. 121-131 - Wharf Upgrades (2449000)	Hold	04/10/16	0%	04/10/18	0%	✗	\$106,700,000	\$2,390,125	2%	✓	
2. B. 121-131 - West Basin Intermodal Container Transfer Facility (WBICTF) Expansion (2481000)	Hold	04/10/16	0%	04/10/18	0%	✗	\$11,100,000	\$434,548	4%	✓	
4. B. 121-131 - Terminal Redevelopment - Planning and Environmental (2523200)	Hold		N/A	04/15/16	40%	✗	\$3,200,000	\$760,359	24%	✓	
5. B. 121 - Yang Ming Administration Building Re-roof (2528800)	Construction		N/A	06/24/15	1%	✓	\$255,000	\$0	0%	✓	
<b>PHASE I &amp; II TOTAL</b>							<b>\$121,255,000</b>	<b>\$3,585,031</b>	<b>3%</b>		
<b>BERTH 121-131 - YANG MING CONTAINER TERMINAL TOTAL</b>							<b>\$121,255,000</b>	<b>\$3,585,031</b>	<b>3%</b>		

**Audit Committee Status Report**

**Actuals Thru: January 2015**

Project Title	Project Status	Design Finish	Percent Design Complete	Construction Finish	Percent Constr. Complete	Schedule Trend	Projected Cost	Spent To Date	Percent Spent To Date	Budget Trend	Comments
<b>Berth 135-147 - TRAPAC Container Terminal</b>											
2. B. 142-143 - Backland Improvements - Phases 2-4 (2449800)	Construction	09/09/13	100%	03/22/17	28%	✓	\$143,422,405	\$27,793,602	19%	✓	
3. B. 142-147 - ICTF (2455100)	Construction	09/08/13	100%	02/02/16	20%	✓	\$85,865,560	\$19,521,670	23%	✓	
4. RB 136-139 - Terminal Buildings & Main Gate (2458500)	Construction	08/22/12	100%	07/10/15	80%	✓	\$80,000,000	\$60,664,009	76%	✓	
7. B. 134-135 - Backland Expansion (5-acre) (2513800)	Design	01/27/16	60%	04/21/17	0%	✓	\$10,753,500	\$186,218	2%	✓	
10. B. 142 - Crane Maintenance Building (2517700)	Bid and Award	01/31/15	100%	08/02/16	0%	✓	\$5,680,302	\$467,099	8%	✓	
<b>BERTH 135-147 - TRAPAC CONTAINER TERMINAL TOTAL</b>							<b>\$325,721,767</b>	<b>\$108,632,597</b>	<b>33%</b>		
<b>Berth 212-224 - YTI Container Terminal</b>											
3. B. 214 - 220 - Redevelopment (2519800)	Design	03/25/15	95%	05/12/17	0%	✓	\$49,575,140	\$1,922,517	4%	✓	
5. B. 214-220 - Alternative Maritime Power (AMP) Improvements (2532500)	Design	03/25/15	80%	05/12/17	0%	✓	\$7,705,140	\$0	0%	✓	Dec pdc approval
6. B. 212-224 - Intermodal Container Transfer Facility (ICTF) Expansion (2533300)	Design	06/30/15	80%	03/03/17	0%	✓	\$6,455,400	\$0	0%	✓	new W.O seperated from 2519800
7. B. 214-220 - 480V Main Breakers Replacement (2533500)	Bid and Award	02/12/15	100%	05/12/17	0%	✓	\$1,500,000	\$0	0%	✓	Dec pdc approval
<b>BERTH 212-224 - YTI CONTAINER TERMINAL TOTAL</b>							<b>\$65,235,680</b>	<b>\$1,922,517</b>	<b>3%</b>		
<b>Berth 222-236 - Development</b>											
4. B. 226-236 - Leak Detection And Warning System (2519400)	Construction	03/24/14	100%	06/12/16	1%	✓	\$300,000	\$41,145	14%	✓	
5. B. 226-236 - Terminal Improvements - Planning and Environmental (2524200)	Environmental		N/A	05/06/16	20%	✓	\$3,360,000	\$346,626	10%	✓	
8. B. 226-232 - EverPort Wharf Pavement Resurfacing and Striping (2527700)	Hold	08/15/14	100%	11/21/14	0%	✗	\$1,600,000	\$3,153	0%	✓	waiting for work window from EGA
9. B. 228-230 - Alternative Maritime Power (AMP) Upgrade and Retrofit (2529400)	Design	06/10/16	30%	12/10/18	0%	✓	\$7,000,000	\$13,612	0%	✓	
11. B. 226-236 Terminal Improvements - Wharf and Backlands (2531200)	Design	06/10/16	1%	12/10/18	0%	✓	\$36,110,035	\$7,280	0%	✓	
<b>BERTH 222-236 - DEVELOPMENT TOTAL</b>							<b>\$48,370,035</b>	<b>\$411,816</b>	<b>1%</b>		
<b>Berth 300-306 - Development</b>											
2. RB 301-305 - Buildings, Gates, and Backland Development (2489000)	Hold	08/04/17	2%	01/21/20	0%	✓	\$30,000,000	\$617,429	2%	✓	Feb PDC schedule change

**Audit Committee Status Report**

Actuals Thru: January 2015

Project Title	Project Status	Design Finish	Percent Design Complete	Construction Finish	Percent Constr. Complete	Schedule Trend	Projected Cost	Spent To Date	Percent Spent To Date	Budget Trend	Comments
3. B. 306 - Wharf and Backland Development (2489100)	Design	02/01/17	20%	01/21/20	0%	✔	\$163,000,000	\$475,893	0%	✔	Feb PDC schedule change. Moving forward with wharf design only.
6. B. 306 - Alternative Maritime Power (AMP) (2506800)	Design	02/01/17	45%	01/31/20	0%	✔	\$9,090,000	\$38,027	0%	✔	Feb PDC schedule change
7. B. 302-305 - Fender Replacement (2527900)	Bid and Award		N/A	08/23/15	0%	✔	\$367,400	\$624	0%	✔	
<b>BERTH 300-306 - DEVELOPMENT TOTAL</b>							<b>\$202,457,400</b>	<b>\$1,131,972</b>	<b>1%</b>		
<b>Berth 400-409 - Development</b>											
2. Pier 400 - Meteorological Tower (2521600)	Environmental		N/A	01/31/16	0%	✔	\$157,010	\$143,464	91%	✔	
3. Pier 400 - Pavement Replacement (2521800)	Construction	03/19/14	100%	12/31/15	40%	✔	\$700,000	\$210,576	30%	✔	waiting for work window from APMT
<b>BERTH 400-409 - DEVELOPMENT TOTAL</b>							<b>\$857,010</b>	<b>\$354,040</b>	<b>41%</b>		
<b>Motems</b>											
1. B. 238 - MOTEMS (2489900)	Planning	05/02/16	0%	09/25/17	0%	⚠	\$25,675,000	\$2,127,187	8%	✔	Schedule at risk terms of lease under negotiations
2. B. 167-169 - MOTEMS (2493600)	Design	09/04/15	40%	01/27/17	0%	⚠	\$22,540,338	\$2,440,830	11%	✔	Schedule at risk terms of lease under negotiations
3. B. 163 - MOTEMS (2493700)	Planning	12/23/16	0%	05/18/18	0%	⚠	\$23,976,000	\$1,295,989	5%	✔	Schedule at risk terms of lease under negotiations
4. B. 148-149 - MOTEMS (2493800)	Planning	02/13/17	0%	07/09/18	0%	⚠	\$24,626,142	\$1,947,093	8%	✔	Schedule at risk terms of lease under negotiations
5. B. 164 - MOTEMS (2493900)	Design	05/30/16	5%	10/23/17	0%	⚠	\$11,225,000	\$1,332,325	12%	✔	Schedule at risk terms of lease under negotiations
6. B. 187-191 - MOTEMS (2494000)	Planning	02/16/17	0%	01/10/19	0%	⚠	\$61,561,271	\$2,633,749	4%	✔	Schedule at risk terms of lease under negotiations
8. B. 163 - MOTEMS Repairs - Nustar (2524400)	Bid and Award	05/31/14	100%	08/09/16	0%	✔	\$850,000	\$53,902	6%	✔	coordinating work window
9. B. 164 - MOTEMS Repairs - Valero (2524500)	Bid and Award	05/31/14	100%	08/09/16	0%	✔	\$960,000	\$54,335	6%	✔	coordinating work window
10. B. 187-190 - MOTEMS Repairs (2524600)	Planning	03/03/15	0%	03/03/16	0%	✔	\$3,575,000	\$375	0%	✔	
<b>MOTEMS TOTAL</b>							<b>\$174,988,751</b>	<b>\$11,885,784</b>	<b>7%</b>		
<b>Miscellaneous Terminal Improvements</b>											
2. B. 196-199 & 200A - Wharf Rehabilitation (2516600)	Hold	11/21/14	90%	11/01/16	0%	✘	\$8,794,299	\$1,237,657	14%	✘	Test piles being driven by site impr contractor to support structural evaluation efforts
6. B. 154-155 - Paint Warehouses (2528200)	Construction		N/A	06/30/15	40%	✔	\$800,000	\$197,933	25%	✔	

**Audit Committee Status Report**

Actuals Thru: January 2015

Project Title	Project Status	Design Finish	Percent Design Complete	Construction Finish	Percent Constr. Complete	Schedule Trend	Projected Cost	Spent To Date	Percent Spent To Date	Budget Trend	Comments
7. B. 179-180 - Warehouse Re-roof (2529000)	Construction		N/A	06/24/15	1%	✓	\$600,000	\$1,133	0%	✓	
8. B. 154-155 Warehouse Doors and Windows Upgrades (2529200)	Construction		N/A	05/18/15	80%	✓	\$250,000	\$152,716	61%	✓	
9. B. 194 - Sea Wall Improvements (2530100)	Bid and Award		N/A	08/29/15	0%	✓	\$200,000	\$0	0%	✓	
10. B. 153-155 - Water and Sewer Line Replacement (2531500)	Construction		N/A	06/30/15	5%	✓	\$300,000	\$35,536	12%	✓	
11. B. 46 - Power Pole Relocation (2532800)	Construction		N/A	03/31/15	50%	✓	\$53,164	\$0	0%	✓	
<b>MISCELLANEOUS TERMINAL IMPROVEMENTS TOTAL</b>							<b>\$10,997,463</b>	<b>\$1,624,975</b>	<b>15%</b>		
<b>TERMINALS TOTAL</b>							<b>\$986,121,077</b>	<b>\$132,472,167</b>	<b>13%</b>		
<b>Transportation Improvements</b>											
2. South Wilmington Grade Separation (2423600)	Construction	06/27/12	100%	03/31/15	95%	✓	\$84,300,000	\$59,722,831	71%	✓	
3. I-110/SR 47 Connector Improvement (2466100)	Construction	06/19/13	100%	06/26/16	40%	✓	\$21,000,000	\$8,570,973	41%	✓	
5. John S. Gibson Intersection & NB I-110 Ramp Access Improvements (2469900)	Construction	06/19/13	100%	06/26/16	40%	✓	\$32,100,000	\$13,023,173	41%	✓	
7. C Street/I-110 Access Ramp Improvements (2485200)	Construction	07/31/13	100%	01/05/17	22%	✓	\$51,000,000	\$15,530,169	30%	✓	
11. B. 200 - Rail Yard Track Connections (2513000)	Construction	12/12/12	100%	05/20/15	80%	✓	\$25,000,000	\$16,257,717	65%	✓	
12. Avalon and Fries Street Closures Environmental Assessment (2516700)	Hold		N/A	12/31/14	60%	✓	\$575,172	\$432,346	75%	✓	
13. B. 258 - Japanese Memorial Vehicular Signage (2518300)	Completed	05/15/13	100%	02/28/15	100%	✓	\$100,000	\$83,167	83%	✓	project completed
17. Portable Changeable Message Signs (2526600)	Construction		N/A	01/30/15	80%	✓	\$145,000	\$42,689	29%	✓	
18. Terminal Island Street Improvements - Phase III (2527600)	Bid and Award	12/31/14	100%	04/30/15	0%	✓	\$1,600,000	\$3,542	0%	✓	
19. SCIG Bridge and Road Review (2532200)	Design	06/30/16	35%	06/30/16	N/A	✓	\$200,000	\$0	0%	✓	
20. State Route 47/Vincent Thomas Bridge & Front St./Harbor Blvd Interchange Reconfiguration - Study Reports (2533400)	Design	02/28/17	1%	02/28/17	N/A	✓	\$1,500,000	\$0	0%	✓	new project approved March PDC
<b>TRANSPORTATION IMPROVEMENTS TOTAL</b>							<b>\$217,520,172</b>	<b>\$113,666,607</b>	<b>52%</b>		
<b>TRANSPORTATION TOTAL</b>							<b>\$217,520,172</b>	<b>\$113,666,607</b>	<b>52%</b>		



**Audit Committee Status Report**

**Actuals Thru: January 2015**

Project Title	Project Status	Design Finish	Percent Design Complete	Construction Finish	Percent Constr. Complete	Schedule Trend	Projected Cost	Spent To Date	Percent Spent To Date	Budget Trend	Comments
<b>III. Security</b>											
<b>Homeland Security</b>											
10. IT Cyber Security Improvements - Phase II (2526000)	Construction		N/A	08/31/15	5%	✓	\$2,364,000	\$195,196	8%	✓	
11. 300 Water Street - Office Building Re-Roof (2528900)	Construction		N/A	06/24/15	1%	✓	\$231,500	\$0	0%	✓	
<b>HOMELAND SECURITY TOTAL</b>							<b>\$2,595,500</b>	<b>\$195,196</b>	<b>8%</b>		
<b>SECURITY TOTAL</b>							<b>\$2,595,500</b>	<b>\$195,196</b>	<b>8%</b>		
<b>IV. Public Access/Environmental Enhancements</b>											
<b>Port-Wide Public Enhancements</b>											
1. Front Street Beautification (2504700)	Design	08/31/15	80%	07/31/17	0%	✓	\$6,850,000	\$1,003,363	15%	✓	
<b>PORT-WIDE PUBLIC ENHANCEMENTS TOTAL</b>							<b>\$6,850,000</b>	<b>\$1,003,363</b>	<b>15%</b>		
<b>Los Angeles Waterfront</b>											
<b>1. San Pedro Waterfront</b>											
8. San Pedro Waterfront - B. 57 - Wharf Retrofit and Signal Street Improvements (2500600)	Design	04/02/17	12%	03/29/19	0%	✓	\$58,211,627	\$2,300,439	4%	✓	
11. San Pedro Waterfront - Sampson Way Roadway Improvements - 7th Street & Harbor Blvd. Intersection (2509400)	Design	09/22/15	40%	09/12/17	0%	✓	\$13,600,000	\$64,590	0%	✓	
16. San Pedro Waterfront - Ports O Call Redevelopment Conceptual Planning and Preliminary Engineering Support (2523300)	Planning		N/A	05/06/16	0%	✓	\$432,498	\$258,481	60%	✓	
18. Fanfare Fountain Palm Tree Drainage Repair and Tree Installation (2527400)	Construction		N/A	06/05/15	5%	✓	\$360,000	\$3,826	1%	✓	Gen Services performing work
19. Cabrillo Way Marina - V Dock Fire Line Replacement and Pipe Hangar Repairs (2528100)	Construction	06/29/14	100%	06/30/15	50%	✓	\$1,330,000	\$575,405	43%	✓	
20. Cabrillo Way Marina - Long Dock Fire Line Support Replacement (2531600)	Completed		N/A	02/11/15	100%	✓	\$125,000	\$0	0%	✓	
21. San Pedro Waterfront - B. 57 - AltaSea Environmental Assessment (2531800)	Planning		N/A	06/30/16	0%	✓	\$1,000,000	\$0	0%	✓	
22. San Pedro Waterfront - Ports O' Call Promenade and Town Square (2532100)	Planning	12/31/16	0%	12/31/18	0%	✓	\$32,900,000	\$3,191	0%	✓	
23. San Pedro Waterfront - Paid Parking for Ports O'Call Village and Bluff Parking Lot (2532300)	Planning	03/31/16	0%	06/30/17	0%	✓	\$5,700,000	\$0	0%	✓	
<b>SAN PEDRO WATERFRONT TOTAL</b>							<b>\$113,659,125</b>	<b>\$3,205,933</b>	<b>3%</b>		

**Audit Committee Status Report**

Actuals Thru: January 2015

Project Title	Project Status	Design Finish	Percent Design Complete	Construction Finish	Percent Constr. Complete	Schedule Trend	Projected Cost	Spent To Date	Percent Spent To Date	Budget Trend	Comments
<b>2. Wilmington Waterfront Development</b>											
4. Wilmington Waterfront Park Street Vacations (2525600)	Design	07/02/15	50%		N/A	✓	\$140,000	\$54,759	39%	✓	
5. Wilmington Waterfront Park Slope Improvements (2532600)	Planning	08/31/15	0%	06/30/16	0%	✓	\$260,000	\$0	0%	✓	
6. Wilmington Waterfront Promenade - Design Only (2533000)	Planning	06/29/17	0%		N/A	✓	\$3,000,000	\$0	0%	✓	New project Feb PDC approval
7. B. 184-185 - Catalina Freight Demolition - Design Only (2533100)	Planning	12/31/15	0%		N/A	✓	\$40,000	\$0	0%	✓	New project Feb PDC approval
<b>WILMINGTON WATERFRONT DEVELOPMENT TOTAL</b>							<b>\$3,440,000</b>	<b>\$54,759</b>	<b>2%</b>		
<b>LOS ANGELES WATERFRONT TOTAL</b>							<b>\$117,099,125</b>	<b>\$3,260,692</b>	<b>3%</b>		
<b>Environmental Enhancements</b>											
2. Electric Truck Program (2495800)	Construction	07/31/13	100%	03/31/15	95%	✓	\$5,403,750	\$5,308,354	98%	✓	
6. 2013 Biological Surveys of Los Angeles and Long Beach Harbors (2518700)	Environmental	02/08/13	N/A	02/28/16	55%	✓	\$548,580	\$350,673	64%	✓	
7. Pier 300/Seaplane Lagoon - Eelgrass Mitigation Site - Preliminary Design and Planning (2525700)	Hold	12/31/15	2%		N/A	✓	\$400,000	\$8,325	2%	✓	
8. Cabrillo Beach Eelgrass Mitigation Site (2527200)	Bid and Award	09/30/14	100%	05/15/15	0%	⚠	\$654,725	\$67,537	10%	✗	Quote from Contractor came in above est. Work window issues with least tern nesting season.
9. Cabrillo Beach - Sewage Pump Station Modification and Upgrade (2529100)	Construction	07/11/14	N/A	06/30/15	5%	✓	\$70,000	\$664	1%	✓	
10. DWP Recycled Water Line - San Pedro (2532700)	Planning	09/01/18	0%	03/01/21	0%	✓	\$10,000,000	\$0	0%	✓	
<b>ENVIRONMENTAL ENHANCEMENTS TOTAL</b>							<b>\$17,077,055</b>	<b>\$5,735,554</b>	<b>34%</b>		
<b>PUBLIC ACCESS/ENVIRONMENTAL ENHANCEMENTS TOTAL</b>							<b>\$141,026,180</b>	<b>\$9,999,608</b>	<b>7%</b>		
<b>V. Maritime Services</b>											
<b>Harbor Department Facilities</b>											
2. B. 161 - Marine Ways Modifications (2486100)	Bid and Award	01/07/15	100%	12/21/15	0%	✗	\$1,950,000	\$327,952	17%	✓	project delayed for cash flow purposes
4. POLA Facilities Water Efficient Toilets and Urinals (2499200)	Construction	11/11/09	100%	03/31/15	50%	✓	\$148,000	\$39,669	27%	✓	
6. Harbor Department Buildings - Miscellaneous Office and Cubicle Furniture Installations (2509000)	Construction		N/A	12/31/15	90%	✓	\$725,000	\$617,635	85%	✓	
7. Harbor Administration Building - 3rd, 4th, and 5th Floor Restrooms (2509200)	Construction	05/27/14	100%	05/05/15	30%	✓	\$670,000	\$270,244	40%	✓	

**Audit Committee Status Report**

**Actuals Thru: January 2015**

Project Title	Project Status	Design Finish	Percent Design Complete	Construction Finish	Percent Constr. Complete	Schedule Trend	Projected Cost	Spent To Date	Percent Spent To Date	Budget Trend	Comments
8. Harbor Administration Building - HVAC Replacement (2509600)	Design	03/28/16	95%	09/30/17	0%	✓	\$5,100,000	\$319,047	6%	✓	Project delayed for budget purposes. march PDC schedule change
10. Klein Billing System - Phase II (2513900)	Construction		N/A	04/16/15	71%	✓	\$1,402,527	\$1,077,566	77%	✓	
13. B. 68 - Port Pilot Station Dispatch Center Window Replacement (2517300)	Planning	04/30/15	0%	10/30/15	0%	✓	\$165,000	\$49,808	30%	✓	march PDC schedule change
14. Harbor Administration Building - 4th Floor Furniture Purchase (2517900)	Hold	12/31/14	10%	12/31/16	0%	✗	\$1,975,250	\$69,039	3%	✓	
15. Harbor Administration Building - 1st Floor and Mail Room Furniture (2518000)	Hold	12/31/14	10%	12/31/16	0%	✗	\$221,000	\$28,158	13%	✓	
16. Harbor Administration Building - 2nd Floor Information Technology Furniture (2518100)	Hold	12/31/14	10%	12/31/16	0%	✗	\$221,000	\$17,322	8%	✓	
17. Harbor Administration Building - 3rd Floor Furniture Removal & Installation (2518200)	Hold	12/31/14	30%	12/31/16	0%	✗	\$1,065,000	\$79,261	7%	✓	
18. Harbor Administration Building - Fuel Cell System (2521500)	closed	10/17/14	70%	03/31/15	0%	✓	\$350,000	\$67,738	19%	✓	project cancelled
19. Harbor Administration Building - Light Fixture Upgrade - 1st & 2nd Floors (2521900)	Construction	05/31/14	100%	03/31/15	65%	✓	\$378,000	\$105,402	28%	✓	
21. B. 161 C&M - Carpenter's Shop Remodel (2522900)	Construction	07/11/14	100%	04/09/15	25%	✓	\$226,500	\$98,119	43%	✓	
24. B. 68 - Port Pilot Station Back Up Generator and Electrical Upgarde (2524300)	Hold	07/02/14	15%	02/02/15	0%	✗	\$460,500	\$26,744	6%	✗	project on hold pending planning study results for the B68 complex
26. B. 68 - Port Pilot Station Portable Buildings Replacement (2526100)	Planning	07/31/16	0%		N/A	✓	\$500,000	\$40,677	8%	✓	
28. Harbor Administration Building - Drain Mainlines Replacement (2526900)	Construction	06/23/14	100%	06/01/15	55%	✓	\$1,350,000	\$767,200	57%	✓	
31. Harbor Administration Building - 2nd Floor & 5th Floor Kitchen Remodel (2527500)	Bid and Award	02/28/15	100%	06/30/15	0%	✓	\$160,000	\$22,543	14%	✓	
32. B. 161 - Maintenance Dock Extension (2530000)	Bid and Award		N/A	06/29/15	0%	✓	\$130,000	\$0	0%	✓	
33. B. 161 - CNG Detection System for Garage (2530200)	Construction	09/27/14	100%	06/29/15	1%	✓	\$100,000	\$0	0%	✓	
34. Harbor Administration Building - 5th Floor Sunshade Roller Blinds (2530400)	Bid and Award	09/25/14	100%	04/30/15	0%	✓	\$85,000	\$19,341	23%	✓	
35. Harbor Administration Building - 2nd floor IT Pre-Action Fire Life Safety System (2530500)	Construction		N/A	06/25/15	10%	✓	\$145,000	\$293	0%	✓	
36. B. 161 - Boat Maintenance Cradle Modifications (2530600)	Bid and Award		N/A	06/29/15	0%	✓	\$370,000	\$0	0%	✓	
37. Harbor Administration Building - Backflow Replacement (2530700)	Construction	07/31/14	100%	06/30/15	5%	✓	\$10,000	\$9,009	90%	✓	
38. B. 161 - Electrical Equipment Retrofit (2530800)	Construction		N/A	06/23/15	20%	✓	\$140,000	\$17,928	13%	✓	
39. Fire Station 112 - Fire Protection System Installation (2530900)	Construction	05/02/14	100%	03/31/15	75%	✓	\$99,950	\$91,382	91%	✓	

**Audit Committee Status Report**

Actuals Thru: January 2015

Project Title	Project Status	Design Finish	Percent Design Complete	Construction Finish	Percent Constr. Complete	Schedule Trend	Projected Cost	Spent To Date	Percent Spent To Date	Budget Trend	Comments
40. B. 84 - Slope Repair (2531000)	Bid and Award	10/31/14	100%	03/30/15	0%	✓	\$150,000	\$19,942	13%	✓	
41. Liberty Hill Plaza - Fire Life Safety System Replacement (2531300)	Construction		N/A	06/25/15	1%	✓	\$425,000	\$0	0%	✓	
42. 338 Canary Street - Administration Building AC Replacement (2531900)	Design	03/31/15	80%	06/30/15	0%	✗	\$99,000	\$27,112	27%	✓	
43. B. 161 - Electrical Equipment Retrofit - Phase 2 (2532000)	Planning		N/A	12/01/15	0%	✓	\$70,000	\$0	0%	✓	
44. Klein Billing and Port Pilot Systems Enhancement (2532400)	Planning		N/A	03/31/18	0%	✓	\$680,800	\$0	0%	✓	
45. Web-Based Construction Management System (2532900)	Planning		N/A	03/31/16	0%	✓	\$150,000	\$0	0%	✓	
46. Enterprise Resource Planning (ERP) Software Licenses (2533200)	Bid and Award		N/A	06/30/15	0%	✓	\$889,935	\$0	0%	✓	New project Feb PDC approval
<b>HARBOR DEPARTMENT FACILITIES TOTAL</b>							<b>\$20,612,462</b>	<b>\$4,209,131</b>	<b>20%</b>		
<b>Miscellaneous Projects</b>											
3. B. 72 - Municipal Fish Market Renovation - Phase 2 (2509700)	Design	03/19/15	40%		N/A	✓	\$500,000	\$149,272	30%	✓	
4. B. 72 - Municipal Fish Market Site Drainage Improvements (2512800)	Design	10/20/15	75%	04/22/17	0%	✓	\$5,000,000	\$415,835	8%	✓	Project delayed for budget purposes. march PDC schedule change
8. Badger Avenue Bridge Rehabilitation (2525000)	Design	07/31/15	70%	09/30/16	0%	✓	\$1,715,200	\$142,577	8%	✓	
9. B. 84 - Maritime Museum Wharf Rehabilitation (2526200)	Design	12/31/15	70%	06/30/17	0%	✓	\$3,900,000	\$62,710	2%	✓	Project delayed for budget purposes. march PDC schedule change
10. B. 87-88 - Mooring Fender Modification (2526700)	Construction	06/12/14	100%	08/15/15	13%	✓	\$250,000	\$10,555	4%	✓	Project delayed for budget purposes. march PDC schedule change
12. Liberty Hill Plaza HVAC System Upgrade (2528300)	Bid and Award		N/A	08/31/15	0%	✓	\$225,000	\$659	0%	✓	
13. Wilmington/San Pedro Fencing Upgrades - Phase 2 (2528500)	Construction		N/A	06/30/15	30%	✓	\$150,000	\$75,736	50%	✓	
14. Banning's Landing - Fire Life Safety System Replacement (2531400)	Construction		N/A	06/25/15	30%	✓	\$250,000	\$10,613	4%	✓	
15. Ports O'Call - American Disability Act Compliant Restrooms (2531700)	Design	05/31/15	8%	03/31/16	0%	✓	\$841,240	\$185	0%	✓	
<b>MISCELLANEOUS PROJECTS TOTAL</b>							<b>\$12,831,440</b>	<b>\$868,141</b>	<b>7%</b>		
<b>MARITIME SERVICES TOTAL</b>							<b>\$33,443,902</b>	<b>\$5,077,272</b>	<b>15%</b>		
<b>CIP TOTAL COST</b>							<b>\$1,380,706,831</b>	<b>\$261,410,850</b>	<b>19%</b>		