



## AUDIT COMMITTEE

Report to the  
Board of Harbor Commissioners

DATE: MARCH 10, 2017  
TO: AUDIT COMMITTEE OF THE BOARD OF HARBOR COMMISSIONERS  
SUBJECT: CAPITAL IMPROVEMENT PROGRAM REPORT

The following items are transmitted to the Audit Committee:

1. Fiscal Year 2016/2017 CIP Budget to Actual Expenditure Report– This document compares Fiscal Year 2016/2017 CIP budget to actual expenditures through January 2017.
2. CIP Status Report – This document lists current CIP projects, project status, design and construction finish dates, budget, budget and schedule trends, project budget spent to date, percent of project budget spent to date, and comments.

EUGENE D. SEROKA  
Executive Director

Attachments:

Transmittal 1: Fiscal Year 2016/2017 CIP Budget to Actual Expenditure Report

Transmittal 2: CIP Status Report (Actuals thru January 2017)

Author: David M. Walsh, P.E.  
Chief Harbor Engineer





## Fiscal Year 2016/2017 CIP Budget to Actual Expenditure Report

		<u>Budget</u>		<u>Actuals Thru January 2017</u>	<u>Percentage Spent</u>
<b><u>In-House Labor</u></b>					
Engineering	\$	5,479,283	\$	3,814,852	69.6%
Construction	\$	6,951,044	\$	3,415,512	49.1%
Environmental	\$	237,392	\$	54,385	22.9%
Const. and Maint.	\$	1,244,073	\$	417,463	33.6%
<b><u>Consultants</u></b>					
Design Services	\$	8,412,105	\$	2,112,344	25.1%
Env. Services	\$	6,411,856	\$	2,467,995	38.5%
Construction Mgmt.	\$	7,603,874	\$	2,273,791	29.9%
Misc. Prof Services	\$	521,892	\$	56,000	10.7%
<b><u>Construction</u></b>	<b>\$</b>	<b>85,403,252</b>	<b>\$</b>	<b>34,934,065</b>	<b>40.9%</b>
<b><u>Miscellaneous</u></b>					
Materials/Equipment	\$	4,000,737	\$	1,114,040	27.8%
Other	\$	19,825,558	\$	10,847,129	54.7%
<b><u>Grand Total</u></b>	<b>\$</b>	<b>146,091,066</b>	<b>\$</b>	<b>61,507,576</b>	<b>42.1%</b>
				Time Elapsed	58.3%

## Summary of Audit Committee Status Report

<b>Total No. of CIP Projects</b>	<b>123</b>
<b>Total Value of CIP Projects</b>	<b>\$1,147,321,498</b>

### Schedule

<b>Number of projects on schedule</b>	<b>93</b>		<b>76%</b>
<b>Number of projects at risk of falling behind schedule</b>	<b>1</b>		<b>1%</b>
<b>Number of projects behind schedule</b>	<b>6</b>		<b>5%</b>
<b>Number of projects On Hold</b>	<b>23</b>		<b>19%</b>
<b>Total dollar value of projects on schedule</b>	<b>\$575,234,368</b>		
<b>Percent of total dollar value on schedule</b>	<b>91%</b>		

### Budget

<b>Number of projects on budget</b>	<b>120</b>		<b>98%</b>
<b>Number of projects which may exceed budget</b>	<b>0</b>		<b>0%</b>
<b>Number of projects requiring budget adjustment</b>	<b>3</b>		<b>2%</b>
<b>Total dollar value of projects on budget</b>	<b>\$1,025,971,498</b>		
<b>Percent of total dollar value on budget</b>	<b>89%</b>		

The Engineering Division is currently tracking a total of 123 active Capital projects representing just under \$1.15B in total project value. From a budget perspective, 120 of these projects, or roughly 98% of all projects, are currently tracking on budget.

**The 3 projects that are either over budget or at risk of being over budget include:**

- 1) Three projects for the B. 121-131 (Yang Ming) Terminal Improvements are under re-evaluation and a new term sheet is being contemplated. Additional cost escalation is required due to the continued delays in implementation. In addition, YML input has led to scope change and a corresponding cost increase for the ICTF element of the project;

**There are a total of 6 projects behind schedule and 1 project at risk of falling behind schedule.**

**The projects that are behind schedule or are at risk of falling behind schedule include:**

- 1) The B. 121-131 (Yang Ming) Terminal Improvements EIR is delayed and needs PDC action to adjust schedule;
- 2) The Front Street Beautification Project is delayed due to rail R/W issues and needs PDC Action to change the project schedule;
- 3) The SP Waterfront Promenade and Town Square and the Berth 80-83 Waterside Improvement Projects are delayed and need PDC action to adjust the schedules;
- 4) The Bannings Landing HVAC Upgrade is delayed and needs PDC action to adjust schedule;
- 5) The Port Police Dive House Improvements is delayed and needs PDC action to adjust schedule;
- 6) The schedule for the Berth 187-190 Motems Repair is under review and may need PDC action to adjust schedule.

**There are a total of 23 projects that are currently on hold representing approximately \$518.7M of CIP budget.**

**Audit Committee Status Report**

(Actuals Thru: January 2017)

Project Title	Project Status	Design Finish	Percent Design Complete	Constr. Finish	Percent Constr. Complete	Sched. Trend	No. of PDC Revs.	Projected Cost	Spent To Date	Percent Spent To Date	Budg. Trend	No. of PDC Revs.	Comments
<b>I. Terminals</b>													
<b>Berth 90-93 - World Cruise Center</b>													
1. B. 93 - Cruise Terminal - Customs and Border Protection Improvements (2525300)	Bid (Adv.) and Award	02/12/17	100%	07/31/18	0%	🟢	3	\$3,170,000	\$468,042	15%	🟢	3	Jan PDC schedule & budget change
2. B. 91-93 - Alternative Maritime Power (AMP) Upgrade and Retrofit (2527300)	Construction	03/23/16	100%	01/21/18	20%	🟢	2	\$12,890,000	\$789,481	6%	🟢		
3. B. 93 - Replacement of Elevator No. 6 (2528700)	Construction		N/A	06/30/17	90%	🟢	4	\$253,796	\$154,599	61%	🟢	2	Jan PDC schedule change
4. B. 93 - Elevator No. 4 Modernization (2534600)	Construction		N/A	06/30/17	90%	🟢	3	\$245,780	\$161,347	66%	🟢	2	Jan PDC schedule change
6. B. 91-92 - Cruise Center Terminal Walking Deck and Roof Repair (2542300)	Construction	01/01/17	100%	05/31/17	10%	🟢		\$350,000	\$0	0%	🟢		New Work Order
7. B. 93 - Install Two New Elevators at the Cruise Terminal (2543900)	Design	01/31/18	1%	06/30/19	0%	🟢		\$2,500,000	\$0	0%	🟢		New Work Order
<b>BERTH 90-93 - WORLD CRUISE CENTER TOTAL</b>								<b>\$19,409,576</b>	<b>\$1,573,469</b>	<b>8%</b>			
<b>Berth 100-102 - China Shipping Container Terminal</b>													
1. B. 100-102 - Marine Operations Building (2454300)	Hold	08/31/14	100%	04/30/17	0%	●		\$13,800,000	\$2,194,939	16%	🟢		
2. B. 100-102 - Crane Maintenance Building (2502600)	Hold	09/31/14	100%	04/30/17	0%	●		\$5,700,000	\$639,185	11%	🟢		
3. B. 97 - 109 - China Shipping Container Terminal Supplemental EIR (2535300)	Environmental		N/A	10/15/17	55%	🟢	1	\$1,100,000	\$407,982	37%	🟢	1	
<b>OTHER TOTAL</b>								<b>\$20,600,000</b>	<b>\$3,242,105</b>	<b>16%</b>			
<b>BERTH 100-102 - CHINA SHIPPING CONTAINER TERMINAL TOTAL</b>								<b>\$20,600,000</b>	<b>\$3,242,105</b>	<b>16%</b>			
<b>Berth 121-131 - Yang Ming Container Terminal</b>													
<b>1. Phase I &amp; II</b>													
1. B. 121-131 - Wharf Upgrades (2449000)	Hold	04/10/16	5%	04/10/18	0%	●		\$106,700,000	\$2,586,391	2%	🔴		
2. B. 121-131 - West Basin Intermodal Container Transfer Facility (WBICTF) Expansion (2481000)	Hold	04/10/16	0%	04/10/18	0%	●		\$11,100,000	\$434,548	4%	🔴		
3. B. 121-131 - Terminal Redevelopment - Planning and Environmental (2523200)	Environmental		N/A	06/15/17	40%	🔴	1	\$3,550,000	\$1,847,562	52%	🔴	1	
5. B. 127-131 - Alternative Maritime Power (AMP) Caddy System (2540100)	Hold	07/01/16	25%	12/31/16	0%	●		\$980,000	\$34,053	3%	🟢		
<b>PHASE I &amp; II TOTAL</b>								<b>\$122,330,000</b>	<b>\$4,912,563</b>	<b>4%</b>			

**Audit Com = Status Report**  
(Actuals Thru January 2017)

Project Title	Project Status	Design Finish	Percent Design Complete	Constr. Finish	Percent Constr. Complete	Sched. Trend	No. of PDC Revs.	Projected Cost	Spent To Date	Percent Spent To Date	Budg. Trend	No. of PDC Revs.	Comments
<b>BERTH 121-131 - YANG MING CONTAINER TERMINAL TOTAL</b>									\$4,912,563	4%			
<b>Berth 135-147 - TRAPAC Container Terminal</b>													
2. B. 142-143 - Backland Improvements - Phases 2-4 (2449800)	Completed	09/09/13	100%	02/15/17	100%	✓		\$143,422,405	\$117,744,077	82%	✓		Project Completed
8. B. 142 - Crane Maintenance Building (2517700)	Construction	01/31/15	100%	08/02/17	84%	✓	2	\$9,480,302	\$6,431,814	68%	✓	1	
<b>BERTH 135-147 - TRAPAC CONTAINER TERMINAL TOTAL</b>								\$152,902,707	\$124,175,891	81%			
<b>Berth 212-224 - YTI Container Terminal</b>													
2. B. 214 - 220 - Redevelopment (2519800)	Construction	03/25/15	100%	05/12/17	75%	✓		\$44,557,782	\$34,459,221	77%	✓	1	
3. B. 214-220 - Alternative Maritime Power (AMP) Improvements (2532500)	Construction	03/25/15	100%	05/12/17	55%	✓		\$12,722,498	\$9,704,198	76%	✓	1	
4. B. 212-224 - Intermodal Container Transfer Facility (ICTF) Expansion (2533300)	Bid (Adv.) and Award	04/29/16	100%	11/04/17	0%	✓	1	\$6,455,400	\$388,586	6%	✓		
5. B. 214-220 - 480V Main Breakers Replacement (2533500)	Construction	02/12/15	100%	05/12/17	80%	✓		\$1,500,000	\$656,545	57%	✓		
6. B. 212 - Underground Valves Replacement (2534300)	Bid (Adv.) and Award		N/A	06/30/17	0%	✓		\$81,820	\$3,911	5%	✓		
7. B. 214 - 220 - Concrete Wharf Inspection and Improvements (2537800)	Design	12/31/17	20%	04/30/19	0%	✓	1	\$5,441,000	\$9,554	0%	✓	1	
8. B. 214-220 - Driveway Access (2542200)	Completed	11/30/16	100%	02/20/17	100%	✓		\$48,500	\$24,629	51%	✓		Project Completed
<b>BERTH 212-224 - YTI CONTAINER TERMINAL TOTAL</b>								\$70,807,000	\$45,446,644	64%			
<b>Berth 222-236 - Development</b>													
2. B. 226-236 - Terminal Improvements - Planning and Environmental (2524200)	Environmental		N/A	12/31/17	80%	✓	5	\$4,269,706	\$2,917,594	68%	✓	2	January PDC Schedule and Budget Change
3. B. 228-230 - Alternative Maritime Power (AMP) Upgrade and Retrofit (2529400)	Design	03/14/18	80%	09/17/20	0%	✓	4	\$7,000,000	\$113,363	2%	✓		Feb PDC Schedule Change
4. B. 226-236 Terminal Improvements - Wharf and Backlands (2591200)	Design	03/14/18	75%	09/17/20	0%	✓	5	\$36,110,035	\$1,132,059	3%	✓		Feb PDC Schedule Change
5. B. 226-236 - Terminal Infrastructure Reconstruction (2539400)	Design	03/14/18	80%	09/17/20	0%	✓	3	\$11,311,000	\$33,942	0%	✓	1	Feb PDC Schedule Change
<b>BERTH 222-236 - DEVELOPMENT TOTAL</b>								\$58,690,741	\$4,196,959	7%			
<b>Berth 300-306 - Development</b>													
1. RB 301-305 - Buildings, Gates, and Backland Development (2489000)	Hold	08/04/17	2%	01/21/20	0%			\$30,000,000	\$617,429	2%	✓		

**Audit Committee Status Report**  
(Actuals Thru: January 2017)

Project Title	Project Status	Design Finish	Percent Design Complete	Constr. Finish	Percent Constr. Complete	Sched. Trend	No. of PDC Revs.	Projected Cost	Spent To Date	Percent Spent To Date	Budg. Trend	No. of PDC Revs.	Comments
2. B. 306 - Wharf and Backland Development (2469100)	Hold	02/01/17	55%	01/21/20	0%	●		\$163,000,000	\$1,118,674	1%	✓		
3. B. 306 - Alternative Maritime Power (AMP) (2506800)	Hold	02/01/17	50%	01/31/20	0%	●		\$9,090,000	\$38,027	0%	✓		
<b>BERTH 300-306 - DEVELOPMENT TOTAL</b>													
<b>Berth 400-409 - Development</b>													
3. B. 402-403 - Expansion Joint Repairing (2536300)	Bid (Adv.) and Award	08/09/16	100%	02/28/18	0%	✓	3	\$287,000	\$47,949	17%	✓	1	Feb PDC schedule change
4. Pier 400 Rail Storage Yard - Light Fixture Replacement (2540600)	Construction	10/26/16	100%	03/31/17	45%	✓		\$375,000	\$3,426	1%	✓		
5. Pier 400 - Storage Tracks Expansion (2543500)	Planning	12/30/17	5%	01/01/18	0%	✓		\$25,000	\$0	0%	✓		New Work Order
<b>BERTH 400-409 - DEVELOPMENT TOTAL</b>													
<b>Motems</b>													
1. B. 238 - MOTEMS- ExxonMobil (2489900)	Planning	09/10/18	0%	03/09/20	0%	✓	1	\$25,675,000	\$2,372,570	9%	✓		
2. B. 167-169 - MOTEMS- Shell (2493600)	Design	08/21/17	80%	12/29/20	0%	✓	2	\$22,540,338	\$3,445,012	15%	✓		
3. B. 163 - MOTEMS- NuStar (2493700)	Hold	07/02/18	0%	06/09/20	0%	●	1	\$23,976,000	\$1,348,965	6%	✓		
4. B. 148-151 - MOTEMS- Phillips 66 (2493800)	Planning	07/16/18	0%	01/13/20	0%	✓	1	\$24,626,142	\$2,122,603	9%	✓		
5. B. 164 - MOTEMS - Valero (2493900)	Environmental	12/11/17	0%	06/10/19	0%	✓	1	\$11,225,000	\$1,839,418	16%	✓		
6. B. 187-191 - MOTEMS- Vopak (2494000)	Hold	02/16/17	0%	01/10/19	0%	●		\$61,561,271	\$2,804,312	5%	✓		
7. B. 163 - MOTEMS Repairs - Nustar (2524400)	Construction	05/31/14	100%	08/07/17	80%	✓	2	\$1,250,000	\$760,347	61%	✓	1	
8. B. 164 - MOTEMS Repairs - Valero (2524500)	Construction	05/31/14	100%	08/07/17	80%	✓	2	\$1,360,000	\$598,865	44%	✓	1	
9. B. 187-190 - MOTEMS Repairs - Vopak (2524600)	Design	09/03/17	25%	12/05/18	0%	●	2	\$3,575,000	\$435,029	12%	✓		Schedule under review may need PDC action to adjust
10. B. 148-149 - MOTEMS Repairs - Phillips 66 (2539800)	Design	08/03/17	80%	11/05/18	0%	✓		\$1,920,000	\$148,674	8%	✓		
<b>MOTEMS TOTAL</b>													
<b>Miscellaneous Terminal Improvements</b>													
2. B. 196-199 & 200A - Wharf Rehabilitation (2516600)	Bid (Adv.) and Award	02/22/16	100%	11/19/18	0%	✓	3	\$12,311,500	\$2,422,699	20%	✓	2	



Audit Committee Status Report

(Actuals Through January 2017)

Project Title	Project Status	Design Finish	Percent Design Complete	Constr. Finish	Percent Constr. Complete	Sched. Trend	No. of PDC Revs.	Projected Cost	Spent To Date	Percent Spent To Date	Budg. Trend	No. of PDC Revs.	Comments
6. B. 240 A, B, & C - Seawall Improvements - ExxonMobil (2537800)	Design	05/03/17	80%	11/06/18	0%	✓		\$4,500,000	\$170,371	4%	✓		
7. B. 177-178 - Wharf Restoration (2538900)	Hold	06/30/17	0%	12/31/18	0%	●		\$1,000,000	\$148	0%	✓		
8. New Dredge Material Disposal Site (2542800)	Planning		N/A	07/31/21	0%	✓		\$248,000	\$0	0%	✓		New Work Order
9. B. 179-181 Wharf and BOLLARD Repair (2543300)	Design	06/30/17	20%	03/31/18	0%	✓		\$1,140,000	\$2,153	0%	✓		New Work Order
<b>MISCELLANEOUS TERMINAL IMPROVEMENTS TOTAL</b>								<b>\$19,199,500</b>	<b>\$2,595,371</b>	<b>14%</b>			
<b>TERMINALS TOTAL</b>								<b>\$344,425,275</b>	<b>\$203,844,322</b>	<b>24%</b>			
<b>II. Transportation</b>													
<b>Transportation Improvements</b>													
8. Avalon and Fries Street Closures Environmental Assessment (2516700)	Environmental		N/A	06/30/17	60%	✓	1	\$779,650	\$435,105	56%	✓		
9. At-Grade Rail Crossing Protection System for Anaheim St Rail Crossing of McFarland Lead Track (2524100)	Construction	08/31/15	100%	08/01/17	2%	✓	2	\$463,623	\$190,127	41%	✓	2	
11. SOIG Bridge and Road Review (2532200)	Hold	06/30/16		06/30/16	N/A	●		\$200,000	\$99,414	50%	✓		
12. State Route 47/Vincent Thomas Bridge & Front St./Harbor Blvd Interchange Reconfiguration - Study Reports (2533400)	Design	02/28/18		02/28/18	N/A	✓	1	\$1,500,000	\$411,654	27%	✓		Jan PDC schedule change
13. West Basin Lead Track Gap Closure (2538600)	Design	07/31/17	85%	06/01/19	0%	✓	1	\$8,900,000	\$404,122	5%	✓		Jan PDC schedule change
16. Navy Way Speed Hump Reconstruction and Restriping (2538300)	Design	03/10/17	95%	12/31/17	0%	✓	1	\$420,000	\$33,069	8%	✓		Jan PDC schedule change
17. Water Street Resurfacing (2538500)	Design	03/10/17	85%	12/31/17	0%	✓	1	\$800,000	\$18,791	2%	✓		Jan PDC schedule change
18. Reeves Avenue Resurfacing (2538700)	Bid (Adv.) and Award	02/10/17	100%	12/31/17	0%	✓	1	\$660,000	\$17,136	3%	✓		Jan PDC schedule change
19. Miner Street Resurfacing (2538800)	Design	03/31/17	80%	08/31/17	0%	✓		\$500,000	\$1,952	0%	✓		
21. B. 200 - Rail Yard and Track Connections Enhancements (2540800)	Design	03/31/17	75%	08/31/18	0%	✓	1	\$3,000,000	\$86,906	3%	✓	1	
22. Metro Bike Share at the Port of Los Angeles (2541300)	Design	03/31/17	90%	07/31/17	0%	✓		\$155,000	\$4,131	3%	✓		
23. Waterside Emergency Access - Various Locations (2542400)	Design	03/02/17	95%	07/31/17	0%	✓		\$70,000	\$6,610	9%	✓		New Work Order
24. Pier A - Street Resurfacing (2542900)	Planning	01/31/18	0%	07/31/18	0%	✓		\$1,200,000	\$0	0%	✓		New Work Order
25. Swinford Street, Front Street, and Regan Street - Resurfacing Project (2543100)	Planning	12/29/17	0%	06/29/18	0%	✓		\$850,000	\$0	0%	✓		New Work Order

**Audit Committee Status Report  
(Actuals Thru: January 2017)**

Project Title	Project Status	Design Finish	Percent Design Complete	Constr. Finish	Percent Constr. Complete	Sched. Trend	No. of PDC Revs.	Projected Cost	Spent To Date	Percent Spent To Date	Budg. Trend	No. of PDC Revs.	Comments
26. B. 210-211 - Access Road Improvements (2543400)	Design	04/30/17	5%	08/31/17	0%	✓		\$65,000	\$0	0%	✓		New Work Order
<b>TRANSPORTATION IMPROVEMENTS TOTAL</b>													
<b>TRANSPORTATION TOTAL</b>													
<b>III. Security</b>													
<b>Homeland Security</b>													
3. POLA Fiber Optic - Phase 2 Continuation (2539400)	Construction	12/31/16	100%	06/30/17	50%	✓		\$1,300,000	\$156,941	12%	✓		
4. Port Police 700 MHz Radio System - Phase I (2542000)	Bid (Adv.) and Award	12/31/16	100%	10/01/17	0%	✓		\$660,310	\$0	0%	✓		
5. Port Police 700 MHz Radio System - Phase II (2542100)	Design	11/30/17	25%		N/A	✓		\$8,426,574	\$0	0%	✓		
<b>HOMELAND SECURITY TOTAL</b>													
<b>SECURITY TOTAL</b>													
<b>IV. Public Access/Environmental Enhancements</b>													
<b>Port-Wide Public Enhancements</b>													
1. Front Street Beautification (2504700)	Construction	08/31/15	100%	12/31/18	20%	✗	1	\$6,850,000	\$1,913,191	28%	✓		
<b>PORT-WIDE PUBLIC ENHANCEMENTS TOTAL</b>													
<b>Los Angeles Waterfront</b>													
<b>1. San Pedro Waterfront</b>													
1. San Pedro Waterfront - Harbor Boulevard (SP Slip to 22nd St.) Roadway Improvements (2488200)	Hold	07/01/18	0%	01/03/21	0%	●		\$22,000,000	\$1,465,916	7%	✓	1	
3. San Pedro Waterfront - B. 57 - Wharf Retrofit and Signal Street Improvements (2500600)	Hold	12/31/19	12%	12/31/21	0%	●		\$58,216,476	\$2,955,917	5%	✓		
4. San Pedro Waterfront - Sampson Way Roadway Improvements - 7th Street & Harbor Blvd. Intersection (2509400)	Construction	02/22/16	100%	08/28/18	10%	✓	2	\$14,800,000	\$2,607,893	18%	✓	1	
8. San Pedro Waterfront - B. 57 - AltaSea Environmental Assessment (2531600)	Environmental		N/A	02/28/18	70%	✓	1	\$1,000,000	\$146,170	15%	✓		
9. San Pedro Waterfront - Ports O' Call Promenade and Town Square (2532100)	Design	06/01/17	20%	06/04/20	0%	✗	2	\$32,900,000	\$1,140,852	3%	✓		
12. San Pedro Waterfront - B. 79 - Buildings and Floats Demolition (2538000)	Design	06/01/17	83%	06/04/20	0%	✓	1	\$488,000	\$8,283	2%	✓		



Audit Committee Status Report  
(Actuals Through January 2017)

Project Title	Project Status	Design Finish	Percent Design Complete	Constr. Finish	Percent Constr. Complete	Sched. Trend	No. of PDC Revs.	Projected Cost	Spent To Date	Percent Spent To Date	Budg. Trend	No. of PDC Revs.	Comments
13. San Pedro Waterfront - B. 80-83 - Buildings and Floats Demolition (2538100)	Design	06/01/17	83%	06/04/20	0%	✓	1	\$1,733,000	\$91,938	5%	✓		
14. San Pedro Waterfront - B. 78 - Chevron Clean-up (2538200)	Design	06/01/17	60%	06/04/20	0%	✓	1	\$1,500,000	\$50,446	3%	✓		
15. San Pedro Waterfront - B. 80-83 - Waterside Improvements (2539000)	Design	06/01/17	25%	06/02/20	0%	✗	1	\$5,700,000	\$4,988	0%	✓		
17. San Pedro Waterfront - Harbor Boulevard From Miner Street to SP Slip Roadway Improvements (2543000)	Design	12/31/17	5%	07/01/19	0%	✓		\$6,000,000	\$2,067	0%	✓		
<b>SAN PEDRO WATERFRONT TOTAL</b>													
<b>2. Wilmington Waterfront Development</b>													
3. Wilmington Waterfront Park Street Vacations (2525600)	Design	07/02/17	88%	N/A	N/A	✓	2	\$140,000	\$91,391	65%	✓		
4. Wilmington Waterfront Park Slope Improvements (2532600)	Construction	10/25/16	100%	06/30/17	35%	✓	1	\$280,000	\$69,423	27%	✓		
5. Wilmington Waterfront Promenade (2533000)	Design	10/31/17	50%	04/30/20	0%	✓		\$52,200,000	\$996,335	2%	✓		
6. B. 184-185 - Catalina Freight Demolition (2533100)	Hold	06/30/17	20%	09/30/18	0%	●	1	\$500,000	\$16,799	3%	✓		
7. Wilmington Waterfront - Avalon Promenade and Gateway (2537700)	Design	02/28/18	1%	09/01/20	0%	✓	1	\$23,800,000	\$1,076,589	5%	✓	1	Jan PDC Scope, Title, budget and schedule Change
8. Wilmington Waterfront Signage Improvements (2538600)	Design	10/31/17	60%	07/30/18	0%	✓	1	\$600,000	\$75,171	13%	✓		
9. Wilmington Waterfront - West End Park Improvements (2543200)	Planning	03/31/18	0%	03/31/19	0%	✓		\$481,000	\$162	0%	✓		New Work Order
<b>WILMINGTON WATERFRONT DEVELOPMENT TOTAL</b>													
<b>LOS ANGELES WATERFRONT TOTAL</b>													
<b>Environmental Enhancements</b>													
<b>ENVIRONMENTAL ENHANCEMENTS TOTAL</b>													
<b>PUBLIC ACCESS/ENVIRONMENTAL ENHANCEMENTS TOTAL</b>													
<b>V. Maritime Services</b>													
<b>Harbor Department Facilities</b>													
1. B. 161 - Marine Ways Modifications (2485100)	Hold	02/12/16	90%	04/30/17	0%	●	2	\$2,020,000	\$404,226	20%	✓	1	
2. Harbor Administration Building - HVAC Replacement (2509600)	Hold	09/28/16	80%	09/30/17	0%	●	2	\$5,100,000	\$403,510	8%	✓		

**Audit Committee Status Report**

(Actuals Thru: January 2017)

Project Title	Project Status	Design Finish	Percent Design Complete	Constr. Finish	Percent Constr. Complete	Sched. Trend	No. of PDC Revs.	Projected Cost	Spent To Date	Percent Spent To Date	Budg. Trend	No. of PDC Revs.	Comments
4. Harbor Administration Building - 4th Floor Furniture Purchase (2517900)	Hold	12/31/14	10%	12/31/16	0%	●	1	\$1,975,250	\$76,739	4%	✓	1	
5. Harbor Administration Building - 1st Floor and Mail Room Furniture (2518000)	Hold	12/31/14	10%	12/31/16	0%	●	1	\$221,000	\$41,109	19%	✓		
6. Harbor Administration Building - 2nd Floor Information Technology Furniture (2518100)	Hold	12/31/14	10%	12/31/16	0%	●	1	\$221,000	\$27,086	12%	✓		
7. Harbor Administration Building - 3rd Floor Furniture Removal & Installation (2518200)	Hold	12/31/14	30%	12/31/16	0%	●	1	\$1,065,000	\$80,010	8%	✓		
8. B. 68 - Port Pilot Station Back Up Generator and Electrical Upgrade (2524300)	Construction	02/26/16	100%	06/30/17	80%	✓	2	\$495,500	\$415,361	84%	✓	1	
9. B. 68 - Port Pilot Station Portable Buildings Replacement (2525100)	Construction		N/A	02/28/17	95%	✓	1	\$500,000	\$225,754	45%	✓		
11. B. 161 - Boat Maintenance Cradle Modifications (2530600)	Completed		N/A	01/20/17	100%	✓	3	\$370,000	\$25,868	7%	✓		Project Completed
12. Klein Billing and Port Pilot Systems Enhancement (2532400)	Construction		N/A	08/31/20	20%	✓	1	\$1,618,000	\$16,225	1%	✓	1	
13. Web-Based Construction Management System (2532900)	Design	05/11/17	55%	11/13/17	0%	✓	2	\$339,000	\$13,706	4%	✓	1	
17. Harbor Administration Building - Elevator Gearbox Replacement (2535100)	Construction		N/A	06/30/17	45%	✓	2	\$201,133	\$3,871	2%	✓	1	Jan PDC schedule change
20. Harbor Administration Building - Master Planning (2536500)	Hold		N/A	01/31/16	10%	●		\$59,633	\$33,693	55%	✓		
21. Port of Los Angeles Police Headquarters - Shooting Range Lighting Upgrade (2537400)	Construction	05/31/16	100%	03/31/17	75%	✓		\$200,000	\$110,105	55%	✓		
22. Harbor Administration Building - IT HVAC Emergency Back Up Unit (2539200)	Construction		N/A	06/30/17	65%	✓	1	\$263,000	\$176,755	67%	✓	1	
23. Harbor Administration Building - 1st Floor Restrooms and Showers Design and Mold Abatement (2539500)	Design	05/22/17	35%	07/31/16	100%	✓		\$30,000	\$11,049	37%	✓		
25. Harbor Administration Building - First Floor Lobby - Install Nation Flags (2539700)	Bid (Adv.) and Award	12/21/16	100%	05/05/17	0%	✓		\$40,000	\$24,457	61%	✓		
27. B. 166 - Banning's Landing HVAC System Upgrade (2541000)	Bid (Adv.) and Award		N/A	03/06/17	0%	✗		\$400,000	\$0	0%	✓		Need PDC action to adjust schedule
29. B. 260 - Port Police Dive House Improvements (2541500)	Bid (Adv.) and Award		N/A	04/30/17	0%	✗		\$395,000	\$8,592	2%	✓		Need PDC action to adjust schedule
30. Port of Los Angeles Police Headquarters - Garage Entrance Safety Lighting (2541600)	Completed		N/A	01/19/17	100%	✓		\$13,000	\$4,403	34%	✓		Project completed
31. B. 161 - C&M Admin Bldg Parking Lot Improvements (2541700)	Bid (Adv.) and Award	11/14/16	100%	06/14/17	0%	✓		\$41,000	\$3,658	9%	✓		
33. B. 161 - Upgrade Fire Life Safety Emergency Communication System in C&M Yard (2541900)	Construction	11/13/16	100%	03/17/17	70%	✓		\$852,000	\$4,162	0%	✓		
34. B. 161 - Elevator Modernization (2542500)	Bid (Adv.) and Award	01/04/17	100%	04/20/17	0%	✓		\$146,000	\$0	0%	✓		New Work Order
35. Harbor Administration Building - Patio Stair No. 10 Landing Slab and Drain Area Reconstruction (2542700)	Construction	12/18/16	100%	04/27/17	10%	✓		\$98,500	\$8,351	8%	✓		New Work Order

Audit Com Status Report

(Actuals Through January 2017)

Project Title	Project Status	Design Finish	Percent Design Complete	Constr. Finish	Percent Constr. Complete	Sched. Trend	No. of PDC Revs.	Projected Cost	Spent To Date	Percent Spent To Date	Budg. Trend	No. of PDC Revs.	Comments	
36. Harbor Administration Building - First Floor Lobby Security Sunshade Installation (2543600)	Design	03/08/17	1%	08/31/17	0%	✓		\$17,000	\$0	0%	✓		New Work Order	
<b>HARBOR DEPARTMENT FACILITIES TOTAL</b>														
<b>Miscellaneous Projects</b>														
2. Badger Avenue Bridge Rehabilitation (2525000)	Construction	02/24/16	100%	09/01/17	25%	✓	4	\$2,015,200	\$575,214	29%	✓	1		
3. B. 84 - Maritime Museum Wharf Rehabilitation (2526200)	Construction	01/29/16	100%	06/30/17	25%	✓	1	\$3,900,000	\$276,054	7%	✓			
4. 300 Water Street - Office Building Re-Roof (2528900)	Hold		N/A	06/24/15	1%	●		\$231,500	\$2,125	1%	✓			
5. Ports O'Call - American Disability Act Compliant Restrooms (2531700)	Construction	08/30/15	100%	06/30/17	65%	✓	3	\$1,191,240	\$727,783	61%	✓	1	Jan PDC budget & schedule change	
9. B. 85 - Port Police Float System Replacement (2534900)	Bid (Adv.) and Award		N/A	12/24/17	0%	✓	1	\$1,500,000	\$0	0%	✓	1		
12. FY 16/17 CIP Deferred Maintenance Projects (2539100)	Design	06/30/17	50%	06/30/17	50%	✓		\$3,543,105	\$0	0%	✓			
13. B. 181 - Warehouse Re-roof (2540000)	Completed		N/A	02/28/17	100%	✓	2	\$2,816,200	\$1,967,676	70%	✓	2	Project Completed	
14. B. 72 - Municipal Fish Market - Chiller Unit Electrical Replacement (2540300)	Construction	11/03/16	100%	04/21/17	10%	✓		\$92,000	\$6,455	7%	✓			
15. B. 90-86 - Cruise Terminal Emergency Evacuation Plan Signs (2540400)	Completed	09/30/16	100%	02/28/17	100%	✓		\$25,000	\$15,648	63%	✓		Project Completed	
17. B. 270-271 - Sea Wall Enhancement (2540900)	Design	06/04/18	5%	09/06/20	0%	✓		\$2,500,000	\$25,770	1%	✓			
18. Badger Avenue Bridge Conley Joints Purchase (2541200)	Bid (Adv.) and Award		N/A	10/31/17	0%	✓		\$460,329	\$0	0%	✓			
19. Badger Avenue Bridge Elevator Cars Modernization (2541400)	Bid (Adv.) and Award		N/A	04/30/17	0%	✓		\$515,000	\$0	0%	✓			
20. FY 17/18 CIP Deferred Maintenance Projects (2542600)	Planning	06/30/18	0%	06/30/18	0%	✓		\$7,980,000	\$0	0%	✓			
21. Warehouse No. 1 - Installation of Concrete Masonry Unit (CMU) Walls in Elevator (2543700)	Construction		N/A	05/28/17	1%	✓		\$60,000	\$0	0%	✓		New Work Order	
22. B. 72 - Municipal Fish Market Door Replacement (2543800)	Bid (Adv.) and Award	02/13/17	0%	12/31/17	0%	✓		\$247,000	\$0	0%	✓		New Work Order	
<b>MISCELLANEOUS PROJECTS TOTAL</b>														
								\$27,076,574	\$3,596,725	13%				
<b>MARITIME SERVICES TOTAL</b>								\$43,757,590	\$5,715,416	13%				
<b>CIP TOTAL COST</b>								\$1,147,321,498	\$224,139,227	20%				