



## AUDIT COMMITTEE


Report to the  
Board of Harbor Commissioners

Item #3

DATE: AUGUST 14, 2015  
TO: AUDIT COMMITTEE OF THE BOARD OF HARBOR COMMISSIONERS  
SUBJECT: CAPITAL IMPROVEMENT PROGRAM REPORT

The following items are transmitted to the Audit Committee:

1. Fiscal Year 2014/2015 CIP Budget to Actual Expenditure Report Expenditures– This document compares Fiscal Year 2014/2015 CIP budget to actual expenditures through June 2015.
2. CIP Status Report – This document lists current CIP projects, project status, design and construction finish dates, budget, budget and schedule trends, project budget spent to date, percent of project budget spent to date, and comments.



FOR EUGENE D. SEROKA  
Executive Director

Attachments:

Transmittal 1: Fiscal Year 2014/2015 CIP Budget to Actual Expenditure Report

Transmittal 2: CIP Status Report (Actuals thru June 2015)

Author: D. Walsh, Engineering




## Fiscal Year 2014/2015 CIP Budget to Actual Expenditure Report

	<u>Budget</u>		<u>Actuals Thru June 2015</u>	<u>Percentage Spent</u>
<b><u>In-House Labor</u></b>				
Engineering	\$ 7,886,015	\$	6,102,734	77.4%
Construction	\$ 8,251,780	\$	7,300,451	88.5%
Environmental	\$ 544,708	\$	224,619	41.2%
Const. and Maint.	\$ 2,587,915	\$	1,135,723	43.9%
<b><u>Consultants</u></b>				
Design Services	\$ 15,973,478	\$	9,010,637	56.4%
Env. Services	\$ 13,546,969	\$	2,465,863	18.2%
Construction Mgmt.	\$ 14,084,825	\$	9,435,909	67.0%
Misc. Prof Services	\$ 1,224,211	\$	214,127	17.5%
<b><u>Construction</u></b>	<b>\$ 177,944,799</b>	<b>\$</b>	<b>165,977,704</b>	<b>93.3%</b>
<b><u>Miscellaneous</u></b>				
Materials/Equipment	\$ 8,042,785	\$	3,638,391	45.2%
Other	\$ 30,875,533	\$	13,826,526	44.8%
<b><u>Grand Total</u></b>	<b>\$ 280,963,018</b>	<b>\$</b>	<b>219,332,684</b>	<b>78.1%</b>
			Time Elapsed	100.0%




## Summary of Audit Committee Status Report

<b>Total No. of CIP Projects</b>	<b>117</b>
<b>Total Value of CIP Projects</b>	<b>\$1,337,739,887</b>

### Schedule

<b>Number of projects on schedule</b>	<b>102</b>		<b>87%</b>
<b>Number of projects at risk of falling behind schedule</b>	<b>6</b>		<b>5%</b>
<b>Number of projects behind schedule</b>	<b>9</b>		<b>8%</b>
<b>Total dollar value of projects on schedule</b>	<b>\$1,042,538,661</b>		
<b>Percent of total dollar value on schedule</b>	<b>78%</b>		

### Budget

<b>Number of projects on budget</b>	<b>115</b>		<b>98%</b>
<b>Number of projects which may exceed budget</b>	<b>0</b>		<b>0%</b>
<b>Number of projects requiring budget adjustment</b>	<b>2</b>		<b>2%</b>
<b>Total dollar value of projects on budget</b>	<b>\$1,336,624,662</b>		
<b>Percent of total dollar value on budget</b>	<b>100%</b>		

The Engineering Division is currently tracking a total of 117 active Capital projects representing just over \$1.33B in total project value. From a budget perspective, 115 of these projects, or roughly 98% of all projects, are currently tracking on budget.

**The 2 projects that are either over budget or at risk of being over budget are:**

- 1) The Port Pilot Station Backup Generator and Electrical System Upgrade which may require additional service equipment upgrade at the request of DWP;
- 2) The Cabrillo Beach Eel Grass Mitigation Site. Contractor quote exceeded estimate and is under evaluation;

**From a schedule tracking perspective, projects at risk of falling behind schedule include:**

- 1) Six projects in the MOTEMS Program that are currently working through the lease/permit extension process and staff has decided not to advance the projects until the Board of Harbor Commissioners approve the new permits;

**Projects that are behind schedule include:**

- 1) Three projects for the B. 121-131 (Yang Ming) Terminal Improvements are under re-evaluation of the projects alignment with the Business Development Plan; and also there are new scope elements under consideration for the EIR/EIS;
- 2) The Cabrillo Beach Eel Grass Mitigation Site project is under evaluation and has been deferred to next fiscal year;
- 3) Four projects in the SNAP Program that are delayed due to a re-evaluation of the space needs of the HAB Building;
- 4) The Port Pilot Station Backup Generator and Electrical System Upgrade is on hold pending Port Pilot facility study results which is expected by the end of this calendar year;

**Audit Committee Status Report**

Actuals Thru: June 2015

Project Title	Project Status	Design Finish	Percent Design Complete	Construction Finish	Percent Constr. Complete	Schedule Trend	Projected Cost	Spent To Date	Percent Spent To Date	Budget Trend	Comments
<b>I. Terminals</b>											
<b>Berth 90-93 - World Cruise Center</b>											
1. B. 93 - Cruise Terminal - Customs and Border Protection Improvements (2525300)	Design	06/30/16	40%	02/28/18	0%	✔	\$2,740,000	\$134,470	5%	✔	
2. B. 91-93 - Alternative Maritime Power (AMP) Upgrade and Retrofit (2527300)	Design	10/27/15	60%	09/19/17	0%	✔	\$12,890,000	\$183,572	1%	✔	
3. B. 91-92 - Replacement of Elevator No. 1 (2528400)	Bid and Award		N/A	06/30/16	0%	✔	\$96,600	\$7,433	8%	✔	
4. B. 93 - Replacement of Elevator No. 1 (2528600)	Construction		N/A	06/30/16	5%	✔	\$90,000	\$17,914	20%	✔	
5. B. 93 - Replacement of Elevator No. 6 (2528700)	Bid and Award		N/A	06/30/16	0%	✔	\$200,000	\$0	0%	✔	
6. B. 93 - Cruise Terminal Water Line Replacement (2529700)	Construction		N/A	09/30/15	55%	✔	\$750,000	\$467,423	62%	✔	
7. B. 93 - Elevator No. 4 Modernization (2534600)	Bid and Award		N/A	06/24/16	0%	✔	\$200,000	\$0	0%	✔	
8. B. 90-93 Cruise Terminal - Conceptual Planning and Preliminary Engineering (2535200)	Construction		N/A	09/09/15	65%	✔	\$95,000	\$0	0%	✔	
9. B. 53-55 - Cruise Ship Fendering Improvements (2535600)	Bid and Award	06/10/15	100%	10/02/15	0%	✔	\$260,000	\$0	0%	✔	
<b>BERTH 90-93 - WORLD CRUISE CENTER TOTAL</b>							<b>\$17,321,600</b>	<b>\$810,812</b>	<b>5%</b>		
<b>Berth 100-102 - China Shipping Container Terminal</b>											
1. B. 100-102 - Marine Operations Building (2454300)	Bid and Award	08/31/14	100%	04/30/17	0%	✔	\$13,800,000	\$2,069,074	15%	✔	
2. B. 100-102 - Crane Maintenance Building (2502600)	Bid and Award	08/31/14	100%	04/30/17	0%	✔	\$5,700,000	\$601,285	11%	✔	
<b>OTHER TOTAL</b>							<b>\$19,500,000</b>	<b>\$2,670,359</b>	<b>14%</b>		
<b>BERTH 100-102 - CHINA SHIPPING CONTAINER TERMINAL TOTAL</b>							<b>\$19,500,000</b>	<b>\$2,670,359</b>	<b>14%</b>		
<b>Berth 121-131 - Yang Ming Container Terminal</b>											
<b>1. Phase I &amp; II</b>											
1. B. 121-131 - Wharf Upgrades (2449000)	Design	04/10/16	5%	04/10/18	0%	✘	\$106,700,000	\$2,419,823	2%	✔	
2. B. 121-131 - West Basin Intermodal Container Transfer Facility (WBICTF) Expansion (2481000)	Hold	04/10/16	0%	04/10/18	0%	✘	\$11,100,000	\$434,548	4%	✔	
4. B. 121-131 - Terminal Redevelopment - Planning and Environmental (2523200)	Environmental		N/A	04/15/16	40%	✘	\$3,200,000	\$949,594	30%	✔	

**Audit Committee Status Report**

Actuals Thru: June 2015

Project Title	Project Status	Design Finish	Percent Design Complete	Construction Finish	Percent Constr. Complete	Schedule Trend	Projected Cost	Spent To Date	Percent Spent To Date	Budget Trend	Comments
5. B. 121 - Yang Ming Administration Building Re-roof (2528800)	Bid and Award		N/A	06/30/16	0%	✓	\$255,000	\$1,765	1%	✓	
6. B. 121-126 - Electrical Upgrades - Vacuum Breakers (2533600)	Bid and Award		N/A	06/24/16	0%	✓	\$550,000	\$0	0%	✓	
<b>PHASE I &amp; II TOTAL</b>							<b>\$121,805,000</b>	<b>\$3,805,730</b>	<b>3%</b>		
<b>BERTH 121-131 - YANG MING CONTAINER TERMINAL TOTAL</b>							<b>\$121,805,000</b>	<b>\$3,805,730</b>	<b>3%</b>		
<b>Berth 135-147 - TRAPAC Container Terminal</b>											
2. B. 142-143 - Backland Improvements - Phases 2-4 (2449800)	Construction	09/09/13	100%	03/22/17	46%	✓	\$143,422,405	\$68,445,729	48%	✓	
3. B. 142-147 - ICTF (2455100)	Construction	09/08/13	100%	02/02/16	65%	✓	\$85,865,560	\$44,832,306	52%	✓	
4. RB 136-139 - Terminal Buildings & Main Gate (2458500)	Construction	08/22/12	100%	11/20/15	90%	✓	\$80,000,000	\$68,093,486	85%	✓	
6. B. 134-135 - Backland Expansion (5-acre) (2513800)	Design	01/27/16	80%	04/21/17	0%	✓	\$10,753,500	\$258,049	2%	✓	
8. B. 142 - Crane Maintenance Building (2517700)	Bid and Award	01/31/15	100%	08/02/17	0%	✓	\$9,480,302	\$634,312	7%	✓	
<b>BERTH 135-147 - TRAPAC CONTAINER TERMINAL TOTAL</b>							<b>\$329,521,767</b>	<b>\$182,263,881</b>	<b>55%</b>		
<b>Berth 212-224 - YTI Container Terminal</b>											
3. B. 214 - 220 - Redevelopment (2519800)	Bid and Award	03/25/15	100%	05/12/17	0%	✓	\$49,575,140	\$3,921,806	8%	✓	NTP August 31, 2015
5. B. 214-220 - Alternative Maritime Power (AMP) Improvements (2532500)	Bid and Award	03/25/15	100%	05/12/17	0%	✓	\$7,705,140	\$12,744	0%	✓	
6. B. 212-224 - Intermodal Container Transfer Facility (ICTF) Expansion (2533300)	Design	04/29/16	80%	10/02/17	0%	✓	\$6,455,400	\$34,940	1%	✓	
7. B. 214-220 - 480V Main Breakers Replacement (2533500)	Bid and Award	02/12/15	100%	05/12/17	0%	✓	\$1,500,000	\$6,199	0%	✓	
8. B. 212 - Underground Valves Replacement (2534300)	Construction		N/A	03/31/16	1%	✓	\$81,820	\$0	0%	✓	
<b>BERTH 212-224 - YTI CONTAINER TERMINAL TOTAL</b>							<b>\$65,317,500</b>	<b>\$3,975,688</b>	<b>6%</b>		
<b>Berth 222-236 - Development</b>											
4. B. 226-236 - Leak Detection And Warning System (2519400)	Construction	03/24/14	100%	06/12/16	10%	✓	\$300,000	\$149,686	50%	✓	
5. B. 226-236 - Terminal Improvements - Planning and Environmental (2524200)	Environmental	09/04/14	N/A	07/01/16	20%	✓	\$3,360,000	\$910,296	27%	✓	
8. B. 226-232 - EverPort Wharf Pavement Resurfacing and Striping (2527700)	Construction	08/15/14	100%	06/30/16	40%	✓	\$1,600,000	\$3,153	0%	✓	Project completed under budget

**Audit Committee Status Report**

**Actuals Thru: June 2015**

Project Title	Project Status	Design Finish	Percent Design Complete	Construction Finish	Percent Constr. Complete	Schedule Trend	Projected Cost	Spent To Date	Percent Spent To Date	Budget Trend	Comments
9. B. 228-230 - Alternative Maritime Power (AMP) Upgrade and Retrofit (2529400)	Design	06/10/16	30%	12/10/18	0%	✔	\$7,000,000	\$18,799	0%	✔	
10. B. 226-236 Terminal Improvements - Wharf and Backlands (2531200)	Design	08/05/16	40%	02/04/19	0%	✔	\$36,110,035	\$31,248	0%	✔	
<b>BERTH 222-236 - DEVELOPMENT TOTAL</b>							<b>\$48,370,035</b>	<b>\$1,113,182</b>	<b>2%</b>		
<b>Berth 300-306 - Development</b>											
1. RB 301-305 - Buildings, Gates, and Backland Development (2489000)	Hold	08/04/17	2%	01/21/20	0%	✔	\$30,000,000	\$617,429	2%	✔	
2. B. 306 - Wharf and Backland Development (2489100)	Design	02/01/17	20%	01/21/20	0%	✔	\$163,000,000	\$487,482	0%	✔	
5. B. 306 - Alternative Maritime Power (AMP) (2506800)	Design	02/01/17	45%	01/31/20	0%	✔	\$9,090,000	\$38,027	0%	✔	
6. B. 302-305 - Fender Replacement (2527900)	Construction		N/A	08/23/15	40%	✔	\$367,400	\$69,262	19%	✔	
7. B. 300 - Fire Life Safety System Replacement (2533800)	Construction		N/A	02/29/16	10%	✔	\$1,131,459	\$0	0%	✔	
8. B. 300 - Rail Yard Equipment Replacement (2536100)	Bid and Award		N/A	06/30/16	0%	✔	\$50,000	\$0	0%	✔	
<b>BERTH 300-306 - DEVELOPMENT TOTAL</b>							<b>\$203,638,859</b>	<b>\$1,212,201</b>	<b>1%</b>		
<b>Berth 400-409 - Development</b>											
2. Pier 400 - Pavement Replacement (2521800)	Construction	03/19/14	100%	12/31/15	40%	✔	\$700,000	\$210,576	30%	✔	
<b>BERTH 400-409 - DEVELOPMENT TOTAL</b>							<b>\$700,000</b>	<b>\$210,576</b>	<b>30%</b>		
<b>Motems</b>											
1. B. 238 - MOTEMS- ExxonMobil (2489900)	Planning	05/02/16	0%	09/25/17	0%	⚠	\$25,675,000	\$2,281,392	9%	✔	
2. B. 167-169 - MOTEMS- Shell (2493600)	Design	09/04/15	40%	01/27/17	0%	⚠	\$22,540,338	\$2,625,025	12%	✔	
3. B. 163 - MOTEMS- NuStar (2493700)	Planning	12/23/16	0%	05/18/18	0%	⚠	\$23,976,000	\$1,315,628	5%	✔	
4. B. 148-151 - MOTEMS- Phillips 66 (2493800)	Planning	02/13/17	0%	07/09/18	0%	⚠	\$24,626,142	\$1,975,793	8%	✔	
5. B. 164 - MOTEMS - Valero (2493900)	Environmental	05/30/16	0%	10/23/17	0%	⚠	\$11,225,000	\$1,378,908	12%	✔	
6. B. 187-191 - MOTEMS- Vopak (2494000)	Planning	02/16/17	0%	01/10/19	0%	⚠	\$61,561,271	\$2,720,419	4%	✔	
8. B. 163 - MOTEMS Repairs - Nustar (2524400)	Construction	05/31/14	100%	08/09/16	80%	✔	\$850,000	\$375,157	44%	✔	

**Audit Committee Status Report**

Actuals Thru: June 2015

Project Title	Project Status	Design Finish	Percent Design Complete	Construction Finish	Percent Constr. Complete	Schedule Trend	Projected Cost	Spent To Date	Percent Spent To Date	Budget Trend	Comments
9. B. 164 - MOTEMS Repairs - Valero (2524500)	Construction	05/31/14	100%	08/09/16	50%	✔	\$960,000	\$88,618	9%	✔	
10. B. 187-190 - MOTEMS Repairs (2524600)	Hold	03/03/15	0%	03/03/16	0%	✔	\$3,575,000	\$375	0%	✔	
<b>MOTEMS TOTAL</b>							<b>\$174,988,751</b>	<b>\$12,761,315</b>	<b>7%</b>		
<b>Miscellaneous Terminal Improvements</b>											
2. B. 196-199 & 200A - Wharf Rehabilitation (2516600)	Design	11/10/15	90%	09/11/17	0%	✔	\$12,311,500	\$1,525,647	12%	✔	
4. B. 179-180 - Warehouse Re-roof (2529000)	Bid and Award		N/A	06/30/16	0%	✔	\$550,000	\$9,871	2%	✔	
6. B. 194 - Sea Wall Improvements (2530100)	Construction		N/A	09/30/15	10%	✔	\$200,000	\$925	0%	✔	
9. B. 153-155 - Sewer Line Replacement (2535900)	Construction		N/A	04/30/16	1%	✔	\$125,000	\$0	0%	✔	
<b>MISCELLANEOUS TERMINAL IMPROVEMENTS TOTAL</b>							<b>\$13,186,500</b>	<b>\$1,536,444</b>	<b>12%</b>		
<b>TERMINALS TOTAL</b>							<b>\$994,350,012</b>	<b>\$210,360,187</b>	<b>21%</b>		
<b>II. Transportation</b>											
<b>Transportation Improvements</b>											
3. I-110/SR 47 Connector Improvement (2466100)	Construction	06/19/13	100%	06/26/16	50%	✔	\$21,000,000	\$10,475,459	50%	✔	
4. John S. Gibson Intersection & NB I-110 Ramp Access Improvements (2469900)	Construction	06/19/13	100%	06/26/16	50%	✔	\$32,100,000	\$17,379,560	54%	✔	
5. C Street/I-110 Access Ramp Improvements (2485200)	Construction	07/31/13	100%	01/05/17	53%	✔	\$51,000,000	\$21,735,986	43%	✔	
7. B. 200 - Rail Yard Track Connections (2513000)	Construction	12/12/12	100%	04/30/17	90%	✔	\$25,000,000	\$21,527,879	86%	✔	
8. Avalon and Fries Street Closures Environmental Assessment (2516700)	Hold		N/A	12/31/14	60%	✔	\$575,172	\$432,346	75%	✔	
11. At-Grade Rail Crossing Protection System for Anaheim St. Rail Crossing of McFarland Lead Track (2524100)	Design	08/31/15	85%	12/31/16	0%	✔	\$288,623	\$123,966	43%	✔	
15. SCIG Bridge and Road Review (2532200)	Design	06/30/16	65%	06/30/16	N/A	✔	\$199,910	\$25,820	13%	✔	
16. State Route 47/Vincent Thomas Bridge & Front St./Harbor Blvd Interchange Reconfiguration - Study Reports (2533400)	Design	02/28/17	1%	02/28/17	N/A	✔	\$1,500,000	\$0	0%	✔	
<b>TRANSPORTATION IMPROVEMENTS TOTAL</b>							<b>\$131,663,705</b>	<b>\$71,701,014</b>	<b>54%</b>		
<b>TRANSPORTATION TOTAL</b>							<b>\$131,663,705</b>	<b>\$71,701,014</b>	<b>54%</b>		

**Audit Committee Status Report**

Actuals Thru: June 2015

Project Title	Project Status	Design Finish	Percent Design Complete	Construction Finish	Percent Constr. Complete	Schedule Trend	Projected Cost	Spent To Date	Percent Spent To Date	Budget Trend	Comments
<b>III. Security</b>											
<b>Homeland Security</b>											
5. IT Cyber Security Improvements - Phase II (2526000)	Construction		N/A	08/31/15	70%	✓	\$2,464,000	\$2,045,268	83%	✓	
<b>HOMELAND SECURITY TOTAL</b>							<b>\$2,464,000</b>	<b>\$2,045,268</b>	<b>83%</b>		
<b>SECURITY TOTAL</b>							<b>\$2,464,000</b>	<b>\$2,045,268</b>	<b>83%</b>		
<b>IV. Public Access/Environmental Enhancements</b>											
<b>Port-Wide Public Enhancements</b>											
1. Front Street Beautification (2504700)	Design	08/31/15	90%	07/31/17	0%	✓	\$6,850,000	\$1,167,092	17%	✓	
<b>PORT-WIDE PUBLIC ENHANCEMENTS TOTAL</b>							<b>\$6,850,000</b>	<b>\$1,167,092</b>	<b>17%</b>		
<b>Los Angeles Waterfront</b>											
<b>1. San Pedro Waterfront</b>											
7. San Pedro Waterfront - B. 57 - Wharf Retrofit and Signal Street Improvements (2500600)	Design	04/02/17	12%	03/29/19	0%	✓	\$58,216,476	\$2,599,582	4%	✓	
10. San Pedro Waterfront - Sampson Way Roadway Improvements - 7th Street & Harbor Blvd. Intersection (2509400)	Design	10/22/15	40%	09/12/17	0%	✓	\$13,600,000	\$1,231,363	9%	✓	
15. Fanfare Fountain Palm Tree Drainage Repair and Tree Installation (2527400)	Completed		N/A	07/24/15	100%	✓	\$360,000	\$10,901	3%	✓	Project completed
18. San Pedro Waterfront - B. 57 - AltaSea Environmental Assessment (2531800)	Environmental		N/A	06/30/16	5%	✓	\$1,000,000	\$39,101	4%	✓	
19. San Pedro Waterfront - Ports O' Call Promenade and Town Square (2532100)	Design	12/31/16	5%	12/31/18	0%	✓	\$32,900,000	\$48,524	0%	✓	
20. San Pedro Waterfront - Paid Parking for Ports O'Call Village and Bluff Parking Lot (2532300)	Hold	03/31/16	0%	06/30/17	0%	✓	\$5,700,000	\$3,882	0%	✓	
21. B. 80 - Fisherman Seafood Building Demolition (2535500)	Design	09/15/15	75%	02/15/16	0%	✓	\$275,000	\$0	0%	✓	
22. San Pedro Waterfront - Downtown Harbor - Dedication Plaque (2536200)	Design	01/30/16	1%	05/29/16	0%	✓	\$25,000	\$0	0%	✓	
<b>SAN PEDRO WATERFRONT TOTAL</b>							<b>\$112,076,476</b>	<b>\$3,933,353</b>	<b>4%</b>		
<b>2. Wilmington Waterfront Development</b>											
3. Wilmington Waterfront Park Street Vacations (2525600)	Design	07/02/16	59%		N/A	✓	\$140,000	\$73,957	53%	✓	



**Audit Committee Status Report**

**Actuals Thru: June 2015**

Project Title	Project Status	Design Finish	Percent Design Complete	Construction Finish	Percent Constr. Complete	Schedule Trend	Projected Cost	Spent To Date	Percent Spent To Date	Budget Trend	Comments
4. Wilmington Waterfront Park Slope Improvements (2532600)	Design	08/31/15	50%	06/30/16	0%	✓	\$260,000	\$1,779	1%	✓	
5. Wilmington Waterfront Promenade (2533000)	Design	06/30/17	3%	12/31/20	0%	✓	\$52,200,000	\$21,139	0%	✓	
6. B. 184-185 - Catalina Freight Demolition (2533100)	Design	12/31/15	1%	09/30/17	0%	✓	\$500,000	\$0	0%	✓	
7. Banning's Landing - Building Upgrades (2535000)	Bid and Award		N/A	06/24/16	0%	✓	\$20,000	\$0	0%	✓	
<b>WILMINGTON WATERFRONT DEVELOPMENT TOTAL</b>							<b>\$53,120,000</b>	<b>\$96,875</b>	<b>0%</b>		
<b>LOS ANGELES WATERFRONT TOTAL</b>							<b>\$165,196,476</b>	<b>\$4,030,228</b>	<b>2%</b>		
<b>Environmental Enhancements</b>											
2. 2013 Biological Surveys of Los Angeles and Long Beach Harbors (2518700)	Environmental		N/A	02/28/16	75%	✓	\$548,580	\$431,458	79%	✓	
3. Pier 300/Seaplane Lagoon - Eelgrass Mitigation Site - Preliminary Design and Planning (2525700)	Hold	12/31/15	2%		N/A	✓	\$400,000	\$8,325	2%	✓	
4. Cabrillo Beach Eelgrass Mitigation Site (2527200)	Bid and Award	09/30/14	100%	05/15/15	0%	✗	\$654,725	\$91,031	14%	✗	
6. DWP Recycled Water Line - San Pedro (2532700)	Hold	09/01/18	0%	03/01/21	0%	✓	\$10,000,000	\$0	0%	✓	
<b>ENVIRONMENTAL ENHANCEMENTS TOTAL</b>							<b>\$11,603,305</b>	<b>\$530,814</b>	<b>5%</b>		
<b>PUBLIC ACCESS/ENVIRONMENTAL ENHANCEMENTS TOTAL</b>							<b>\$183,649,781</b>	<b>\$5,728,133</b>	<b>3%</b>		
<b>V. Maritime Services</b>											
<b>Harbor Department Facilities</b>											
1. B. 161 - Marine Ways Modifications (2486100)	Design	12/31/15	90%	04/30/17	0%	✓	\$2,020,000	\$338,885	17%	✓	
4. Harbor Administration Building - 3rd, 4th, and 5th Floor Restrooms (2509200)	Construction	05/27/14	100%	10/30/15	75%	✓	\$870,000	\$638,766	73%	✓	
5. Harbor Administration Building - HVAC Replacement (2509600)	Design	03/28/16	80%	09/30/17	0%	✓	\$5,100,000	\$398,187	8%	✓	
8. B. 68 - Port Pilot Station Dispatch Center Window Replacement (2517300)	Bid and Award	07/30/15	100%	06/30/16	0%	✓	\$165,000	\$65,439	40%	✓	
9. Harbor Administration Building - 4th Floor Furniture Purchase (2517900)	Hold	12/31/14	10%	12/31/16	0%	✗	\$1,975,250	\$71,638	4%	✓	
10. Harbor Administration Building - 1st Floor and Mail Room Furniture (2518000)	Hold	12/31/14	10%	12/31/16	0%	✗	\$221,000	\$30,490	14%	✓	
11. Harbor Administration Building - 2nd Floor Information Technology Furniture (2518100)	Hold	12/31/14	10%	12/31/16	0%	✗	\$221,000	\$17,322	8%	✓	

**Audit Committee Status Report**

**Actuals Thru: June 2015**

Project Title	Project Status	Design Finish	Percent Design Complete	Construction Finish	Percent Constr. Complete	Schedule Trend	Projected Cost	Spent To Date	Percent Spent To Date	Budget Trend	Comments
12. Harbor Administration Building - 3rd Floor Furniture Removal & Installation (2518200)	Hold	12/31/14	30%	12/31/16	0%	✘	\$1,065,000	\$79,261	7%	✔	
13. Harbor Administration Building - Light Fixture Upgrade - 1st & 2nd Floors (2521900)	Construction	05/31/14	100%	10/30/15	65%	✔	\$488,000	\$245,663	50%	✔	
14. B. 161 C&M - Carpenter's Shop Remodel - Design Only (2522900)	Design	09/30/15	80%		N/A	✔	\$226,286	\$103,500	46%	✔	
17. B. 68 - Port Pilot Station Back Up Generator and Electrical Upgarde (2524300)	Hold	07/02/14	15%	02/02/15	0%	✘	\$460,500	\$26,744	6%	✘	
18. B. 68 - Port Pilot Station Portable Buildings Replacement (2526100)	Planning		N/A	07/31/16	5%	✔	\$500,000	\$65,381	13%	✔	
19. Harbor Administration Building - Drain Mainlines Replacement (2526900)	Construction	06/23/14	100%	09/30/15	75%	✔	\$1,350,000	\$950,995	70%	✔	
20. Harbor Administration Building - 2nd Floor & 5th Floor Kitchen Remodel (2527500)	Construction	02/28/15	100%	08/23/15	5%	✔	\$160,000	\$49,247	31%	✔	
25. B. 161 - Boat Maintenance Cradle Modifications (2530600)	Bid and Award		N/A	06/30/16	0%	✔	\$370,000	\$0	0%	✔	
28. Liberty Hill Plaza - Fire Life Safety System Replacement (2531300)	Completed		N/A	05/21/15	100%	✔	\$281,291	\$281,291	100%	✔	Project Completed
29. 338 Cannery Street - Administration Building AC Replacement (2531900)	Bid and Award	04/15/15	100%	05/31/16	0%	✔	\$100,000	\$43,329	43%	✔	
30. B. 161 - Electrical Equipment Retrofit - Phase 2 (2532000)	Construction		N/A	12/01/15	5%	✔	\$70,000	\$0	0%	✔	
31. Klein Billing and Port Pilot Systems Enhancement (2532400)	Construction		N/A	03/31/18	1%	✔	\$680,800	\$0	0%	✔	
32. Web-Based Construction Management System (2532900)	Bid and Award		N/A	03/31/16	0%	✔	\$150,000	\$0	0%	✔	
34. B. 161 - Repave Yard and Remove Rail (2533700)	Bid and Award		N/A	06/24/16	0%	✔	\$168,000	\$0	0%	✔	
36. B. 73C - Restroom Re-Roof (2534000)	Bid and Award		N/A	04/05/16	0%	✔	\$17,936	\$0	0%	✔	
37. B. 73X - Restroom Re-Roof (2534100)	Bid and Award		N/A	04/12/16	0%	✔	\$17,936	\$0	0%	✔	
38. Liberty Hill Plaza - Replacement of all Doors (2534200)	Bid and Award		N/A	06/24/16	0%	✔	\$85,000	\$0	0%	✔	
39. B. 161 - Boat Shop Dust Filtration System (2534800)	Bid and Award		N/A	06/24/16	0%	✔	\$36,000	\$0	0%	✔	
40. Harbor Administration Building - Elevator Gearbox Replacement (2535100)	Bid and Award		N/A	06/24/16	0%	✔	\$145,000	\$0	0%	✔	
41. B. 161 - Marine Ways Bridge Crane Electrical Infrastructure (2535800)	Bid and Award		N/A	06/23/16	0%	✔	\$74,000	\$0	0%	✔	
42. B. 161 - Replacement of Under Wharf Waterline (2536000)	Construction		N/A	06/30/16	1%	✔	\$25,000	\$0	0%	✔	
<b>HARBOR DEPARTMENT FACILITIES TOTAL</b>							<b>\$17,042,999</b>	<b>\$3,406,140</b>	<b>20%</b>		

**Audit Committee Status Report**

**Actuals Thru: June 2015**

Project Title	Project Status	Design Finish	Percent Design Complete	Construction Finish	Percent Constr. Complete	Schedule Trend	Projected Cost	Spent To Date	Percent Spent To Date	Budget Trend	Comments
<b>Miscellaneous Projects</b>											
5. Badger Avenue Bridge Rehabilitation (2525000)	Design	08/31/15	90%	09/30/16	0%	✓	\$1,715,200	\$241,457	14%	✓	
6. B. 84 - Maritime Museum Wharf Rehabilitation (2526200)	Design	12/31/15	72%	06/30/17	0%	✓	\$3,900,000	\$90,288	2%	✓	
8. Liberty Hill Plaza HVAC System Upgrade (2528300)	Construction		N/A	11/23/15	5%	✓	\$210,000	\$659	0%	✓	
10. 300 Water Street - Office Building Re-Roof (2528900)	Hold		N/A	06/24/15	1%	✓	\$231,500	\$0	0%	✓	
12. Ports O'Call - American Disability Act Compliant Restrooms (2531700)	Design	08/30/15	60%	03/31/16	0%	✓	\$841,240	\$14,925	2%	✓	
13. B. 73-93 - Pipeline Support Hangers Replacement (2534400)	Bid and Award		N/A	06/24/16	0%	✓	\$189,755	\$0	0%	✓	
14. 2001 John S. Gibson Blvd. - Fire Life Safety System Replacement (2534500)	Bid and Award		N/A	06/24/16	0%	✓	\$331,694	\$0	0%	✓	
15. B. 68 - Wharf Upgrades and Deck Replacement (2534700)	Bid and Award		N/A	06/24/16	0%	✓	\$150,000	\$0	0%	✓	
16. B. 85 - Port Police Float System Replacement (2534900)	Bid and Award		N/A	06/24/16	0%	✓	\$630,000	\$0	0%	✓	
17. B. 95 - Catalina Channel Express - Waterside Improvements (2535400)	Bid and Award		N/A	12/31/15	0%	✓	\$280,000	\$0	0%	✓	
18. B. 95 - Catalina Channel Express - Environmental Clean-up (2535700)	Construction		N/A	08/20/15	90%	✓	\$90,000	\$0	0%	✓	
<b>MISCELLANEOUS PROJECTS TOTAL</b>							<b>\$8,569,389</b>	<b>\$347,329</b>	<b>4%</b>		
<b>MARITIME SERVICES TOTAL</b>							<b>\$25,612,388</b>	<b>\$3,753,469</b>	<b>15%</b>		
<b>CIP TOTAL COST</b>							<b>\$1,337,739,887</b>	<b>\$293,588,071</b>	<b>22%</b>		