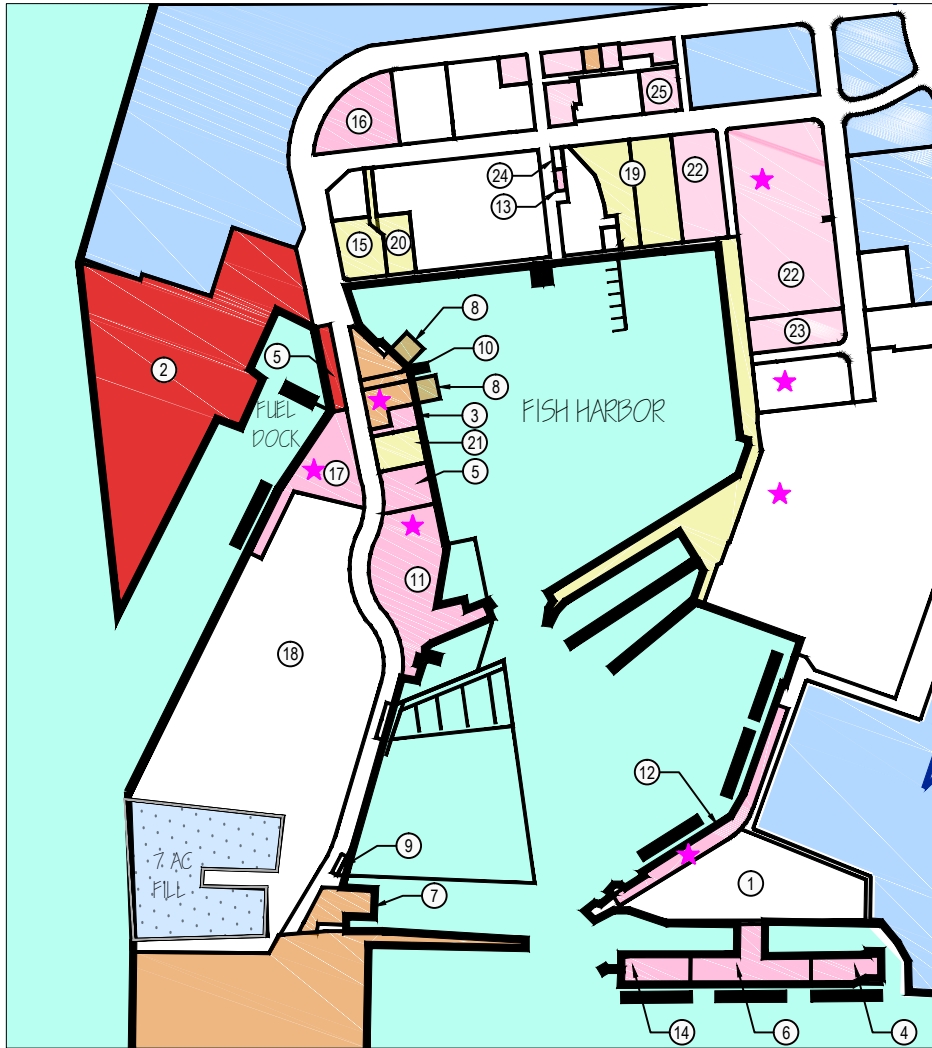


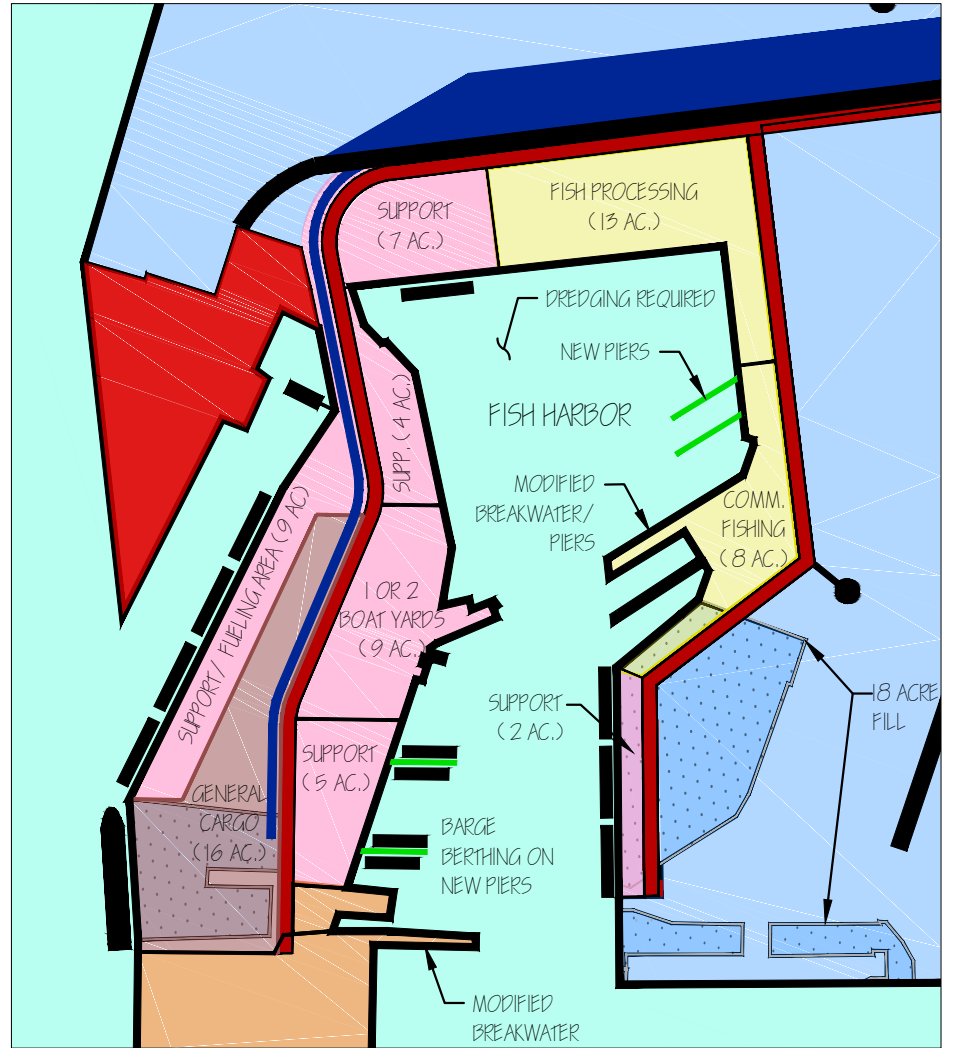
LEGEND

Color/Pattern	Area (AC.)	Description
Light Blue	1606	CONTAINER
Purple	30	DRY BULK
Red	78	LIQUID BULK
Pink	37	MARITIME SUPPORT (BERTH)
Light Pink	73	MARITIME SUPPORT (NO BERTH)
Brown	16	GENERAL CARGO
Yellow	21	COMMERCIAL FISHING / PROCESSING
Orange	84	INSTITUTIONAL
Green	27	ENVIRONMENTALLY PROTECTED/ OPEN AREA
White	318	MISCELLANEOUS (ROADS, ETC.)
White		TOTAL=2290
Blue		LAND FILL
Blue		PRIMARY CONTAINER TERMINAL BERTH
Blue with diagonal lines		SECONDARY CONTAINER TERMINAL BERTH
Red		LIQUID BULK BERTH
Purple		DRY BULK BERTH
Blue		RAILROAD WORKING YARD
Blue with diagonal lines		RAILROAD STORAGE YARD
Blue		RAILROAD ALIGNMENT
Yellow dashed line		PORT OF LA PROPERTY LINE
Yellow solid line		NON CARGO BERTH
Yellow solid line		CONTAINER TERMINAL BOUNDARY
Black line with overpass symbol		ROADWAY OVERPASS
Black line with access point symbol		TWO-WAY ACCESS POINT
Black line		ROADWAYS
Black line with track symbol		ARRIVAL & DEPARTURE TRACK

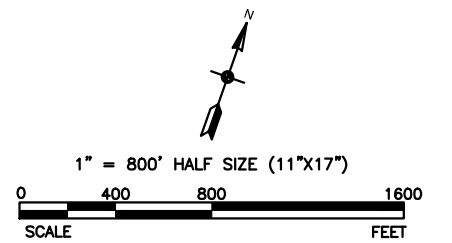
PRELIMINARY DRAFT



EXISTING LAND USE PLAN



PROPOSED LAND USE PLAN



KEYNOTES

<p>RAIL FACILITIES</p> <p>① FORMER LAXT BERTH</p> <p>LIQUID BULK/FUELING</p> <p>② EXXON MOBIL</p> <p>INSTITUTIONAL AREAS</p> <p>⑦ FIRE STATION #111</p> <p>⑧ SOUTHERN CALIFORNIA MARINE INSTITUTE (SCMI)</p> <p>⑨ TERMINAL ISLANDER MONUMENT</p> <p>⑩ PORT POLICE</p>	<p>SUPPORT (MARINE SERVICES, BOATYARD)</p> <p>③ GENERAL PETROLEUM</p> <p>④ HARLEY MARINE/ MILLENIUM MARITIME</p> <p>⑤ MAXUM PETROLEUM</p> <p>⑥ WEST OIL MARINE</p> <p>⑪ AL LARSON (4 AC.)</p> <p>⑫ AMERICAN MARINE CORPORATION</p> <p>⑬ HARBOR LIGHT GROCERY</p> <p>⑭ PUBLIC SERVICE MARINE</p> <p>⑮ HARBOR ICE/ WESTERN FISH</p> <p>⑯ SAN PEDRO FORKLIFT/FUMIGATION</p> <p>⑰ SOUTHERN CALIFORNIA SHIPPING SERVICES</p>	<p>OTHER AREAS</p> <p>⑱ VACANT AND AVAILABLE (FORMER SOUTHWEST MARINE SHIPYARD)</p> <p>COMMERCIAL FISHING</p> <p>⑲ TRI-MARINE</p> <p>⑳ SOUTHERN CALIFORNIA SEAFOOD</p> <p>㉑ DEL MAR SEAFOOD</p> <p>㉒ TRI-UNION</p> <p>㉓ DEL MONTE</p> <p>㉔ SEAFOOD SPECIALTIES</p> <p>㉕ CANNER'S STEAM</p>
--	--	--

LEGEND

<p>CONTAINER</p> <p>LIQUID BULK</p> <p>MARITIME SUPPORT (BERTH)</p> <p>GENERAL CARGO</p> <p>COMMERCIAL FISHING / PROCESSING</p> <p>INSTITUTIONAL</p> <p>LAND FILL</p> <p>PRIMARY CONTAINER TERMINAL BERTH</p>	<p>RAILROAD WORKING YARD</p> <p>RAILROAD STORAGE YARD</p> <p>RAILROAD ALIGNMENT</p> <p>ARRIVAL & DEPARTURE TRACK(S)</p> <p>CONTAINER TERMINAL BOUNDARY</p> <p>ROADWAYS</p> <p>ELIGIBLE FOR HISTORIC BUILDING LISTING</p>	<p>NEW PIERS</p>
---	--	------------------

PRELIMINARY DRAFT