



## AUDIT COMMITTEE

Report to the  
Board of Harbor Commissioners

DATE: APRIL 14, 2017  
TO: AUDIT COMMITTEE OF THE BOARD OF HARBOR COMMISSIONERS  
SUBJECT: CAPITAL IMPROVEMENT PROGRAM REPORT

The following items are transmitted to the Audit Committee:

1. Fiscal Year 2016/2017 CIP Budget to Actual Expenditure Report– This document compares Fiscal Year 2016/2017 CIP budget to actual expenditures through February 2017.
2. CIP Status Report – This document lists current CIP projects, project status, design and construction finish dates, budget, budget and schedule trends, project budget spent to date, percent of project budget spent to date, and comments.

EUGENE D. SEROKA  
Executive Director

Attachments:

Transmittal 1: Fiscal Year 2016/2017 CIP Budget to Actual Expenditure Report

Transmittal 2: CIP Status Report (Actuals thru February 2017)

Author: David M. Walsh, P.E.  
Chief Harbor Engineer





## Fiscal Year 2016/2017 CIP Budget to Actual Expenditure Report

		<u>Budget</u>		<u>Actuals Thru February 2017</u>	<u>Percentage Spent</u>
<b><u>In-House Labor</u></b>					
Engineering	\$	5,479,283	\$	4,302,972	78.5%
Construction	\$	6,951,044	\$	3,846,931	55.3%
Environmental	\$	237,392	\$	63,964	26.9%
Const. and Maint.	\$	1,244,073	\$	448,209	36.0%
<b><u>Consultants</u></b>					
Design Services	\$	8,412,105	\$	2,374,439	28.2%
Env. Services	\$	6,411,856	\$	1,998,329	31.2%
Construction Mgmt.	\$	7,603,874	\$	2,382,881	31.3%
Misc. Prof Services	\$	521,892	\$	70,000	13.4%
<b><u>Construction</u></b>	\$	85,403,252	\$	37,479,095	43.9%
<b><u>Miscellaneous</u></b>					
Materials/Equipment	\$	4,000,737	\$	1,135,185	28.4%
Other	\$	19,825,558	\$	11,458,421	57.8%
<b><u>Grand Total</u></b>	\$	146,091,066	\$	65,560,427	44.9%
				Time Elapsed	66.7%




## Summary of Audit Committee Status Report

Total No. of CIP Projects	117
Total Value of CIP Projects	\$1,001,217,106

### Schedule

Number of projects on schedule	79		68%
Number of projects at risk of falling behind schedule	9		8%
Number of projects behind schedule	7		6%
Number of projects On Hold	22		19%
Total dollar value of projects on schedule	\$388,500,015		
Percent of total dollar value on schedule	80%		

### Budget

Number of projects on budget	111		95%
Number of projects which may exceed budget	0		0%
Number of projects requiring budget adjustment	6		5%
Total dollar value of projects on budget	\$866,872,606		
Percent of total dollar value on budget	87%		

The Engineering Division is currently tracking a total of 117 active Capital projects representing just over \$1B in total project value. From a budget perspective, 111 of these projects, or roughly 95% of all projects, are currently tracking on budget.

**The 6 projects that are either over budget or at risk of being over budget include:**

- 1) Three projects for the B. 121-131 (Yang Ming) Terminal Improvements are under re-evaluation and a new term sheet is being contemplated. Additional cost escalation is required due to the continued delays in implementation. In addition, YML input has led to scope change and a corresponding cost increase for the ICTF element of the project;
- 2) The B. 196-199 Wharf Rehab project construction bid has come in higher than anticipated and PDC action is required to adjust budget;
- 3) The Navy Way Speed Hump Reconstruction project is under re-evaluation and needs PDC action to adjust budget;
- 4) The HAB IT HVAC Project is under re-evaluation for scope and cost and needs PDC action to adjust budget;

**There are a total of 7 projects behind schedule and 9 project at risk of falling behind schedule.**

**The projects that are behind schedule or are at risk of falling behind schedule include:**

- 1) The B. 121-131 (Yang Ming) Terminal Improvements EIR is delayed and needs PDC action to adjust schedule;
- 2) The Navy Way Speed Hump Reconstruction Project is under scope and cost re-evaluation and needs PDC Action to change the project schedule;
- 3) The Front Street Beautification Project is delayed due to rail R/W issues and needs PDC Action to change the project schedule;
- 4) The SP Waterfront Promenade and Town Square and the Berths 80-83 Waterside Improvement Projects are delayed and need PDC action to adjust the schedules;
- 5) The HAB IT HVAC Backup Unit is delayed and needs PDC action to adjust schedule;
- 6) The Port Police Dive House Improvements is delayed and needs PDC action to adjust schedule;

7) The schedules for the Berth 187-190 MOTEMS Repair (Vopak), the Berth 167-169 MOTEMS (Shell) project, and the Berth 164 MOTEMS (Valero) Project are under review and may need PDC action to adjust schedule.

8) The At Grade Rail Crossing McFarkand Lead Track Project is under review and may need PDC action to adjust schedule;

9) The Berth 200 Rail Yard Enhancements project is under review and may need PDC action to adjust schedule;

10) The schedules for the Berth 79 Buildings and Float Demo Project, the Berths 80-83 Buildings and Float Demo project, and the Berth 78 Chevron Cleanup Project are under review and may need PDC action to adjust schedule;

11) The HAB Patio Stair No. 10 Reconstruction project is under review and may need PDC action to adjust schedule;

**There are a total of 22 projects that are currently on hold representing approximately \$518.0M of CIP budget.**

**Audit Committee Status Report**  
(Actuals Thru February 2017)

Project Title	Project Status	Design Finish	Percent Design Complete	Constr. Finish	Percent Constr. Complete	Sched. Trend	No. of PDC Revs.	Projected Cost	Spent To Date	Percent Spent To Date	Budg. Trend	No. of PDC Revs.	Comments
<b>I. Terminals</b>													
<b>Berth 90-93 - World Cruise Center</b>													
1. B. 93 - Cruise Terminal - Customs and Border Protection Improvements (2525300)	Bid (Adv.) and Award	02/12/17	100%	07/31/18	0%	🟢	3	\$3,170,000	\$477,119	15%	🟢	3	
2. B. 91-93 - Alternative Maritime Power (AMP) Upgrade and Retrofit (2527300)	Construction	03/23/16	100%	01/21/18	40%	🟢	2	\$12,890,000	\$836,473	6%	🟢		
3. B. 93 - Replacement of Elevator No. 6 (2528700)	Construction		N/A	06/30/17	95%	🟢	4	\$253,796	\$154,964	61%	🟢	2	
4. B. 93 - Elevator No. 4 Modernization (2534600)	Construction		N/A	06/30/17	90%	🟢	3	\$245,780	\$161,347	66%	🟢	2	
6. B. 91-92 - Cruise Center Terminal Walking Deck and Roof Repair (2542300)	Construction	01/01/17	100%	05/31/17	10%	🟢		\$350,000	\$0	0%	🟢		
7. B. 93 - Install Two New Elevators at the Cruise Terminal (2543900)	Design	01/31/18	1%	06/30/19	0%	🟢		\$2,500,000	\$374	0%	🟢		
<b>BERTH 90-93 - WORLD CRUISE CENTER TOTAL</b>								<b>\$19,409,576</b>	<b>\$1,630,277</b>	<b>8%</b>			
<b>Berth 100-102 - China Shipping Container Terminal</b>													
1. B. 100-102 - Marine Operations Building (2454300)	Hold	08/31/14	100%	04/30/17	0%	🟡		\$13,800,000	\$2,194,939	16%	🟢		
2. B. 100-102 - Crane Maintenance Building (2502600)	Hold	08/31/14	100%	04/30/17	0%	🟡		\$5,700,000	\$639,185	11%	🟢		
3. B. 97 - 109 - China Shipping Container Terminal Supplemental EIR (2535300)	Environmental		N/A	10/15/17	55%	🟢	1	\$1,100,000	\$480,239	44%	🟢	1	
<b>OTHER TOTAL</b>								<b>\$20,600,000</b>	<b>\$3,314,362</b>	<b>16%</b>			
<b>BERTH 100-102 - CHINA SHIPPING CONTAINER TERMINAL TOTAL</b>								<b>\$20,600,000</b>	<b>\$3,314,362</b>	<b>16%</b>			
<b>Berth 121-131 - Yang Ming Container Terminal</b>													
<b>1. Phase I &amp; II</b>													
1. B. 121-131 - Wharf Upgrades (2449000)	Hold	04/10/16	5%	04/10/18	0%	🟡		\$106,700,000	\$2,597,978	2%	🔴		
2. B. 121-131 - West Basin Intermodal Container Transfer Facility (WBICTF) Expansion (2481000)	Hold	04/10/16	0%	04/10/18	0%	🟡		\$111,100,000	\$434,548	4%	🔴		
3. B. 121-131 - Terminal Redevelopment - Planning and Environmental (2523200)	Environmental		N/A	06/15/17	40%	🔴	1	\$3,550,000	\$1,904,589	54%	🔴	1	
5. B. 127-131 - Alternative Maritime Power (AMP) Caddy System (2540100)	Hold	07/01/16	25%	12/31/16	0%	🟡		\$980,000	\$34,446	4%	🟢		
<b>PHASE I &amp; II TOTAL</b>								<b>\$122,330,000</b>	<b>\$4,971,562</b>	<b>4%</b>			

**Audit Committee Status Report  
(Actuals Thru: February 2017)**

Project Title	Project Status	Design Finish	Percent Design Complete	Constr. Finish	Percent Constr. Complete	Sched. Trend	No. of PDC Revs.	Projected Cost	Spent To Date	Percent Spent To Date	Budg. Trend	No. of PDC Revs.	Comments
<b>BERTH 121-131 - YANG MING CONTAINER TERMINAL TOTAL</b>								\$122,330,000	\$4,971,562	4%			
<b>Berth 135-147 - TRAPAC Container Terminal</b>													
8. B. 142 - Crane Maintenance Building (2517700)	Construction	01/31/15	100%	08/02/17	89%	✓	2	\$9,480,302	\$6,788,558	72%	✓	1	
<b>BERTH 135-147 - TRAPAC CONTAINER TERMINAL TOTAL</b>								\$9,480,302	\$6,788,558	72%			
<b>Berth 212-224 - YTI Container Terminal</b>													
2. B. 214 - 220 - Redevelopment (2519800)	Construction	03/25/15	100%	05/12/17	90%	✓		\$44,557,782	\$36,012,534	81%	✓	1	
3. B. 214-220 - Alternative Maritime Power (AMP) Improvements (2532500)	Construction	03/25/15	100%	05/12/17	90%	✓		\$12,722,498	\$9,737,235	77%	✓	1	
4. B. 212-224 - Intermodal Container Transfer Facility (ICTF) Expansion (2533300)	Bid (Adv.) and Award	04/29/16	100%	11/04/17	0%	✓	1	\$6,455,400	\$399,052	6%	✓		
5. B. 214-220 - 480V Main Breakers Replacement (2533500)	Construction	02/12/15	100%	05/12/17	99%	✓		\$1,500,000	\$863,581	58%	✓		
6. B. 212 - Underground Valves Replacement (2534300)	Bid (Adv.) and Award	N/A	N/A	06/30/17	0%	✓		\$81,820	\$3,911	5%	✓		
7. B. 214 - 220 - Concrete Wharf Inspection and Improvements (2537800)	Design	12/31/17	20%	04/30/19	0%	✓	1	\$5,441,000	\$11,067	0%	✓	1	
<b>BERTH 212-224 - YTI CONTAINER TERMINAL TOTAL</b>								\$70,758,500	\$47,027,380	66%			
<b>Berth 222-236 - Development</b>													
2. B. 226-236 - Terminal Improvements - Planning and Environmental (2524200)	Environmental		N/A	12/31/17	80%	✓	5	\$4,289,706	\$2,998,232	70%	✓	2	
3. B. 228-230 - Alternative Maritime Power (AMP) Upgrade and Retrofit (2529400)	Design	03/14/18	80%	09/17/20	0%	✓	4	\$7,000,000	\$122,589	2%	✓		
4. B. 226-236 Terminal Improvements - Wharf and Backlands (2531200)	Design	03/14/18	75%	09/17/20	0%	✓	5	\$36,110,035	\$1,157,065	3%	✓		
5. B. 226-236 - Terminal Infrastructure Reconstruction (2539400)	Design	03/14/18	80%	09/17/20	0%	✓	3	\$11,311,000	\$35,944	0%	✓	1	
<b>BERTH 222-236 - DEVELOPMENT TOTAL</b>								\$58,690,741	\$4,323,830	7%			
<b>Berth 300-306 - Development</b>													
1. RB 301-305 - Buildings, Gates, and Backland Development (2489000)	Hold	08/04/17	2%	01/21/20	0%			\$30,000,000	\$617,429	2%	✓		
2. B. 306 - Wharf and Backland Development (2489100)	Hold	02/01/17	59%	01/21/20	0%			\$163,000,000	\$1,118,749	1%	✓		
3. B. 306 - Alternative Maritime Power (AMP) (2506800)	Hold	02/01/17	50%	01/31/20	0%			\$9,050,000	\$38,027	0%	✓		

Audit Committee Status Report  
(Actuals Through January 2017)

Project Title	Project Status	Design Finish	Percent Design Complete	Constr. Finish	Percent Constr. Complete	Sched. Trend	No. of PDC Revs.	Projected Cost	Spent To Date	Percent Spent To Date	Budg. Trend	No. of PDC Revs.	Comments
<b>BERTH 300-306 - DEVELOPMENT TOTAL</b>								\$202,090,000	\$1,774,205	1%			
<b>Berth 400-409 - Development</b>													
3. B. 402-403 - Expansion Joint Repairing (2536300)	Bid (Adv.) and Award	08/09/16	100%	02/28/18	0%	🟢	3	\$287,000	\$47,949	17%	🟢	1	
4. Pier 400 Rail Storage Yard - Light Fixture Replacement (2540600)	Construction	10/26/16	100%	04/30/17	85%	🟢		\$375,000	\$13,970	4%	🟢		
5. Pier 400 - Storage Tracks Expansion (2543500)	Planning	12/30/17	5%	N/A	N/A	🟢		\$25,000	\$0	0%	🟢		
<b>BERTH 400-409 - DEVELOPMENT TOTAL</b>								\$687,000	\$61,919	9%			
<b>Motems</b>													
1. B. 238 - MOTEMS- ExxonMobil (2489900)	Environmental	09/10/18	0%	03/09/20	0%	🟢	1	\$25,675,000	\$2,375,430	9%	🟢		
2. B. 167-169 - MOTEMS- Shell (2493600)	Design	08/21/17	90%	12/28/20	0%	🟡	2	\$22,540,338	\$3,457,906	15%	🟢		Schedule under review- may need PDC action to adjust schedule
3. B. 163 - MOTEMS- NuStar (2493700)	Hold	07/02/18	0%	06/08/20	0%	🟡	1	\$23,976,000	\$1,349,297	6%	🟢		
4. B. 148-151 - MOTEMS- Phillips 66 (2493800)	Planning	07/16/18	0%	01/13/20	0%	🟢	1	\$24,626,142	\$2,128,654	9%	🟢		
5. B. 164 - MOTEMS - Valero (2493900)	Environmental	12/11/17	0%	06/10/19	0%	🟡	1	\$11,225,000	\$1,933,806	17%	🟢		Schedule under review- may need PDC action to adjust schedule
6. B. 187-191 - MOTEMS- Vopak (2494000)	Hold	02/16/17	0%	01/10/19	0%	🟡		\$61,561,271	\$2,805,302	5%	🟢		
7. B. 163 - MOTEMS Repairs - NuStar (2524400)	Construction	05/31/14	100%	08/07/17	80%	🟢	2	\$1,250,000	\$735,501	59%	🟢	1	
8. B. 164 - MOTEMS Repairs - Valero (2524500)	Construction	05/31/14	100%	08/07/17	90%	🟢	2	\$1,360,000	\$540,872	47%	🟢	1	
9. B. 187-190 - MOTEMS Repairs - Vopak (2524600)	Design	09/03/17	25%	12/05/18	0%	🟡	2	\$3,575,000	\$439,288	12%	🟢		Schedule under review- may need PDC action to adjust schedule
10. B. 148-149 - MOTEMS Repairs - Phillips 66 (2539800)	Design	08/03/17	80%	11/05/18	0%	🟢		\$1,920,000	\$162,335	8%	🟢		
<b>MOTEMS TOTAL</b>								\$177,708,751	\$16,026,591	9%			
<b>Miscellaneous Terminal Improvements</b>													
2. B. 196-199 & 200A - Wharf Rehabilitation (2516600)	Bid (Adv.) and Award	02/22/16	100%	11/19/18	0%	🟢	3	\$12,311,500	\$2,469,841	20%	🔴	2	Need PDC action to adjust budget
6. B. 240 A, B, & C - Seawall Improvements - ExxonMobil (2537600)	Design	05/03/17	80%	11/06/18	0%	🟢		\$4,500,000	\$177,165	4%	🟢		
7. B. 177-178 - Wharf Restoration (2538900)	Hold	06/30/17	0%	12/31/18	0%	🟡		\$1,000,000	\$148	0%	🟢		

**Audit Committee Status Report  
(Actuals Thru: February 2017)**

Project Title	Project Status	Design Finish	Percent Design Complete	Constr. Finish	Percent Constr. Complete	Sched. Trend	No. of PDC Revs.	Projected Cost	Spent To Date	Percent Spent To Date	Budg. Trend	No. of PDC Revs.	Comments
8. New Dredge Material Disposal Site (2542800)	Planning	07/03/17	N/A	07/31/21	0%	✓		\$248,000	\$0	0%	✓		
9. B. 179-181 Wharf and Bollard Repair (2543300)	Design	06/30/17	20%	03/31/18	0%	✓		\$1,140,000	\$6,658	1%	✓		
<b>MISCELLANEOUS TERMINAL IMPROVEMENTS TOTAL</b>								<b>\$19,199,500</b>	<b>\$2,653,811</b>	<b>14%</b>			
<b>TERMINALS TOTAL</b>								<b>\$700,954,370</b>	<b>\$88,572,454</b>	<b>13%</b>			
<b>II. Transportation</b>													
<b>Transportation Improvements</b>													
8. Avalon and Fries Street Closures Environmental Assessment (2516700)	Environmental	08/08/12	N/A	06/30/17	60%	✓	1	\$779,650	\$435,106	56%	✓		
9. At-Grade Rail Crossing Protection System for Anaheim St. Rail Crossing of McFarland Lead Track (2524100)	Construction	08/31/15	100%	08/01/17	2%	⚠	2	\$463,623	\$196,902	42%	✓	2	Schedule under review- may need PDC action to adjust schedule
11. SCIG Bridge and Road Review (2532200)	Hold	06/30/16	95%		N/A	⚪		\$200,000	\$99,414	50%	✓		
12. State Route 47/Vincent Thomas Bridge & Front St./Harbor Blvd Interchange Reconfiguration - Study Reports (2533400)	Design	02/28/18	60%		N/A	✓	1	\$1,500,000	\$530,554	35%	✓		
13. West Basin Lead Track Gap Closure (2536600)	Design	07/31/17	85%	06/01/19	0%	✓	1	\$6,900,000	\$412,768	5%	✓		
16. Navy Way Speed Hump Reconstruction and Restriping (2538300)	Design	03/10/17	90%	12/31/17	0%	✗	1	\$420,000	\$33,069	8%	✗		Project scope under re-evaluation- need PDC action to adjust schedule and budget
17. Water Street Resurfacing (2538500)	Bid (Adv.) and Award	03/10/17	100%	12/31/17	0%	✓	1	\$800,000	\$26,251	3%	✓		
18. Reeves Avenue Resurfacing (2538700)	Bid (Adv.) and Award	02/10/17	100%	12/31/17	0%	✓	1	\$660,000	\$20,222	3%	✓		
19. Miner Street Resurfacing (2538800)	Design	04/07/17	99%	08/31/17	0%	✓		\$500,000	\$3,372	1%	✓		
21. B. 200 - Rail Yard and Track Connections Enhancements (2540800)	Design	04/07/17	95%	08/31/18	0%	⚠	1	\$3,000,000	\$112,854	4%	✓	1	Schedule under review- may need PDC action to adjust schedule
22. Metro Bike Share at the Port of Los Angeles (2541300)	Design	04/14/17	99%	07/31/17	0%	✓		\$155,000	\$6,765	4%	✓		
23. Waterside Emergency Access - Various Locations (2542400)	Design	04/10/17	95%	07/31/17	0%	✓		\$70,000	\$14,293	20%	✓		
24. Pier A - Street Resurfacing (2542900)	Planning	01/31/18	0%	07/31/18	0%	✓		\$1,200,000	\$0	0%	✓		
25. Swinford Street, Front Street, and Regan Street - Resurfacing Project (2543100)	Planning	12/29/17	0%	06/29/18	0%	✓		\$850,000	\$0	0%	✓		
26. B. 210-211 - Access Road Improvements (2543400)	Design	04/30/17	45%	08/31/17	0%	✓		\$65,000	\$713	1%	✓		
<b>TRANSPORTATION IMPROVEMENTS TOTAL</b>								<b>\$19,583,273</b>	<b>\$1,892,284</b>	<b>10%</b>			



**Audit Committee - Status Report**  
(Actuals Thru February 2017)

Project Title	Project Status	Design Finish	Percent Design Complete	Constr. Finish	Percent Constr. Complete	Sched. Trend	No. of PDC Revs.	Projected Cost	Spent To Date	Percent Spent To Date	Budg. Trend	No. of PDC Revs.	Comments
<b>TRANSPORTATION TOTAL</b>													
<b>III. Security</b>													
<b>Homeland Security</b>													
3. POLA Fiber Optic - Phase 2 Continuation (2538400)	Construction	12/31/16	100%	06/30/17	70%	✓		\$1,300,000	\$622,044	48%	✓		
4. Port Police 700 MHz Radio System - Phase I (2542000)	Bid (Adv.) and Award	12/31/16	100%	10/01/17	0%	✓		\$660,310	\$0	0%	✓		
5. Port Police 700 MHz Radio System - Phase II (2542100)	Design	11/30/17	25%		N/A	✓		\$8,426,574	\$0	0%	✓		
<b>HOMELAND SECURITY TOTAL</b>													
<b>SECURITY TOTAL</b>													
<b>IV. Public Access/Environmental Enhancements</b>													
<b>Port-Wide Public Enhancements</b>													
1. Front Street Beautification (2504700)	Construction	08/31/15	100%	12/31/18	20%	✗	1	\$6,850,000	\$1,921,378	28%	✓		
<b>PORT-WIDE PUBLIC ENHANCEMENTS TOTAL</b>													
<b>Los Angeles Waterfront</b>													
<b>1. San Pedro Waterfront</b>													
1. San Pedro Waterfront - Harbor Boulevard (SP Slip to 22nd St.) Roadway Improvements (2468200)	Hold	07/01/18	0%	01/03/21	0%	⊖		\$22,000,000	\$1,468,804	7%	✓	1	
3. San Pedro Waterfront - B. 57 - Wharf Retrofit and Signal Street Improvements (2500600)	Hold	12/31/19	12%	12/31/21	0%	⊖		\$58,216,476	\$2,971,856	5%	✓		
4. San Pedro Waterfront - Sampson Way Roadway Improvements - 7th Street & Harbor Blvd. Intersection (2509400)	Construction	02/22/16	100%	08/28/18	10%	✓	2	\$14,800,000	\$2,881,885	20%	✓	1	
8. San Pedro Waterfront - B. 57 - AltaSea Environmental Assessment (2531800)	Environmental		N/A	02/28/18	70%	✓	1	\$1,000,000	\$146,458	15%	✓		Project delayed- Need PDC action to adjust schedule
9. San Pedro Waterfront - Ports O' Call Promenade and Town Square (2532100)	Design	06/01/17	20%	06/04/20	0%	✗	2	\$32,900,000	\$1,146,958	3%	✓		Schedule under review- may need PDC action to adjust schedule
12. San Pedro Waterfront - B. 79 - Buildings and Floats Demolition (2538000)	Design	06/01/17	83%	06/04/20	0%	⊖	1	\$488,000	\$8,283	2%	✓		Schedule under review- may need PDC action to adjust schedule
13. San Pedro Waterfront - B. 80-83 - Buildings and Floats Demolition (2538100)	Design	06/01/17	83%	06/04/20	0%	⊖	1	\$1,735,000	\$91,938	5%	✓		Schedule under review- may need PDC action to adjust schedule
14. San Pedro Waterfront - B. 78 - Chevron Clean-up (2538200)	Design	06/01/17	60%	06/04/20	0%	⊖	1	\$1,500,000	\$51,852	3%	✓		Schedule under review- may need PDC action to adjust schedule

**Audit Committee Status Report  
(Actuals Thru: February 2017)**

Project Title	Project Status	Design Finish	Percent Design Complete	Constr. Finish	Percent Constr. Complete	Sched. Trend	No. of PDC Revs.	Projected Cost	Spent To Date	Percent Spent To Date	Budg. Trend	No. of PDC Revs.	Comments
15. San Pedro Waterfront - B. 80-83 - Waterside Improvements (2539000)	Design	06/01/17	25%	05/02/20	0%	✗	1	\$5,700,000	\$4,988	0%	✓		Project delayed- Need PDC action to adjust schedule
17. San Pedro Waterfront - Harbor Boulevard From Miner Street to SP Slip Roadway Improvements (2543000)	Design	12/31/17	40%	07/01/19	0%	✓		\$6,000,000	\$11,541	0%	✓		
<b>SAN PEDRO WATERFRONT TOTAL</b>								<b>\$144,337,476</b>	<b>\$8,884,562</b>	<b>6%</b>			
<b>2. Wilmington Waterfront Development</b>													
3. Wilmington Waterfront Park Street Vacations (2525600)	Design	07/02/17	88%	07/02/17	N/A	✓	2	\$140,000	\$91,949	66%	✓		
4. Wilmington Waterfront Park Slope Improvements (2532600)	Construction	10/25/16	100%	06/30/17	35%	✓	1	\$250,000	\$80,484	31%	✓		
5. Wilmington Waterfront Promenade (2533000)	Design	10/31/17	65%	04/30/20	0%	✓		\$52,200,000	\$1,062,650	2%	✓		
6. B. 184-185 - Catalina Freight Demolition (2533100)	Hold	06/30/17	20%	09/30/18	0%	✓	1	\$500,000	\$16,799	3%	✓		
7. Wilmington Waterfront - Avalon Promenade and Gateway (2537700)	Design	02/28/18	1%	09/01/20	0%	✓	1	\$23,800,000	\$1,187,145	5%	✓	1	
8. Wilmington Waterfront Signage Improvements (2538600)	Design	10/31/17	80%	07/30/18	0%	✓	1	\$600,000	\$79,675	13%	✓		
9. Wilmington Waterfront - West End Park Improvements (2543200)	Planning	03/31/18	0%	03/31/19	0%	✓		\$481,000	\$162	0%	✓		
<b>WILMINGTON WATERFRONT DEVELOPMENT TOTAL</b>								<b>\$77,981,000</b>	<b>\$2,518,865</b>	<b>3%</b>			
<b>LOS ANGELES WATERFRONT TOTAL</b>								<b>\$222,318,476</b>	<b>\$11,403,426</b>	<b>5%</b>			
<b>Environmental Enhancements</b>													
<b>ENVIRONMENTAL ENHANCEMENTS TOTAL</b>								<b>\$0</b>	<b>\$0</b>	<b>100%</b>			
<b>PUBLIC ACCESS/ENVIRONMENTAL ENHANCEMENTS TOTAL</b>								<b>\$229,158,476</b>	<b>\$13,324,806</b>	<b>6%</b>			
<b>V. Maritime Services</b>													
<b>Harbor Department Facilities</b>													
1. B. 161 - Marine Ways Modifications (2486100)	Hold	02/12/16	90%	04/30/17	0%	●	2	\$2,020,000	\$404,226	20%	✓	1	
2. Harbor Administration Building - HVAC Replacement (2509600)	Hold	09/28/16	80%	09/30/17	0%	●	2	\$5,100,000	\$403,510	8%	✓		
4. Harbor Administration Building - 4th Floor Furniture Purchase (2517900)	Hold	12/31/14	10%	12/31/16	0%	●	1	\$1,975,250	\$76,739	4%	✓	1	
5. Harbor Administration Building - 1st Floor and Mail Room Furniture (2518000)	Hold	12/31/14	10%	12/31/16	0%	●	1	\$221,000	\$41,109	19%	✓		

**Audit Comm' Status Report**  
**(Actuals Thru February 2017)**

Project Title	Project Status	Design Finish	Percent Design Complete	Constr. Finish	Percent Constr. Complete	Sched. Trend	No. of PDC Revs.	Projected Cost	Spent To Date	Percent Spent To Date	Budg. Trend	No. of PDC Revs.	Comments
6. Harbor Administration Building - 2nd Floor Information Technology Furniture (2518100)	Hold	12/31/14	10%	12/31/16	0%	●	1	\$221,000	\$27,086	12%	✔		
7. Harbor Administration Building - 3rd Floor Furniture Removal & Installation (2518200)	Hold	12/31/14	30%	12/31/16	0%	●	1	\$1,065,000	\$80,010	8%	✔		
8. B. 68 - Port Pilot Station Back Up Generator and Electrical Upgrade (2524300)	Construction	02/26/16	100%	06/30/17	85%	✔	2	\$514,213	\$434,101	84%	✔	1	
9. B. 68 - Port Pilot Station Portable Buildings Replacement (2526100)	Construction		N/A	02/28/17	95%	✔	1	\$500,000	\$228,330	46%	✔		
12. Klein Billing and Port Pilot Systems Enhancement (2532400)	Construction		N/A	08/31/20	20%	✔	1	\$1,618,000	\$24,516	2%	✔	1	
13. Web-Based Construction Management System (2532900)	Design	05/11/17	65%	11/13/17	0%	✔	2	\$399,000	\$13,706	4%	✔	1	
17. Harbor Administration Building - Elevator Gearbox Replacement (2535100)	Construction		N/A	06/30/17	45%	✔	2	\$201,133	\$3,871	2%	✔	1	
20. Harbor Administration Building - Master Planning (2536500)	Hold		N/A	01/31/16	10%	●		\$59,633		56%	✔		
21. Port of Los Angeles Police Headquarters - Shooting Range Lighting Upgrade (2537400)	Construction	05/31/16	100%	03/31/17	75%	✔		\$200,000	\$119,310	60%	✔		
22. Harbor Administration Building - IT HVAC Emergency Back Up Unit (2539200)	Construction		N/A	06/30/17	65%	⊗	1	\$283,000	\$197,099	75%	⊗	1	Need PDC action to adjust schedule and budget
23. Harbor Administration Building - 1st Floor Restrooms and Showers Design and Mold Abatement (2539500)	Hold	05/22/17	35%	07/31/16	100%	●		\$30,000	\$11,049	37%	✔		
25. Harbor Administration Building - First Floor Lobby - Install Nation Flags (2539700)	Construction	12/21/16	100%	05/05/17	5%	✔		\$45,000	\$27,172	60%	✔		
27. B. 186 - Banning's Landing HVAC System Upgrade (2541000)	Bid (Adv.) and Award		N/A	12/31/17	0%	✔	1	\$400,000	\$0	0%	✔		April PDC schedule change
29. B. 260 - Port Police Dive House Improvements (2541500)	Bid (Adv.) and Award		N/A	04/30/17	0%	⊗		\$395,000	\$9,884	3%	✔		
31. B. 161 - C&M Admin Bldg Parking Lot Improvements (2541700)	Bid (Adv.) and Award	11/14/16	100%	07/14/17	0%	✔		\$41,000	\$3,658	9%	✔		
33. B. 161 - Upgrade Fire Life Safety Emergency Communication System in C&M Yard (2541900)	Completed	11/13/16	100%	03/17/17	100%	✔		\$852,000	\$212,890	25%	✔		Project Completed
34. B. 161 - Elevator Modernization (2542500)	Bid (Adv.) and Award	01/04/17	100%	11/30/17	0%	✔	1	\$146,000	\$0	0%	✔		April PDC schedule change
35. Harbor Administration Building - Patio Stair No. 10 Landing Slab and Drain Area Reconstruction (2542700)	Construction	12/18/16	100%	04/27/17	10%	●		\$98,500	\$27,187	28%	✔		
36. Harbor Administration Building - First Floor Lobby Security Sunshade Installation (2543600)	Bid (Adv.) and Award	03/08/17	100%	08/31/17	0%	✔		\$17,000	\$2,146	13%	✔		
<b>HARBOR DEPARTMENT FACILITIES TOTAL</b>								<b>\$16,321,729</b>	<b>\$2,381,294</b>	<b>15%</b>			
<b>Miscellaneous Projects</b>													
2. Badger Avenue Bridge Rehabilitation (2525000)	Construction	02/24/16	100%	09/01/17	25%	✔	4	\$2,015,200	\$610,487	30%	✔	1	

**Audit Committee Status Report  
(Actuals Thru: February 2017)**

Project Title	Project Status	Design Finish	Percent Design Complete	Constr. Finish	Percent Constr. Complete	Sched. Trend	No. of PDC Revs.	Projected Cost	Spent To Date	Percent Spent To Date	Budg. Trend	No. of PDC Revs.	Comments
3. B. 84 - Maritime Museum Wharf Rehabilitation (2526200)	Construction	01/29/16	100%	06/30/17	25%	✓	1	\$3,900,000	\$286,191	7%	✓		
4. 300 Water Street - Office Building Re-Roof and Cooling Tower Replacement (2528900)	Design		N/A	05/28/18	1%	✓	1	\$615,500	\$2,125	0%	✓	1	Project re-activated with April PDC schedule and budget change
5. Ports O'Call - American Disability Act Compliant Restrooms (2531700)	Construction	08/30/15	100%	06/30/17	65%	✓	3	\$1,191,240	\$741,343	62%	✓	1	
9. B. 85 - Port Police Float System Replacement (2534900)	Bid (Adv.) and Award		N/A	12/24/17	0%	✓	1	\$1,500,000	\$0	0%	✓	1	
12. FY 16/17 CIP Deferred Maintenance Projects (2539100)	Design	06/30/17	50%	06/30/17	50%	✓		\$3,543,105	\$0	0%	✓		
14. B. 72 - Municipal Fish Market - Chiller Unit Electrical Replacement (2540300)	Construction	11/03/16	100%	04/21/17	95%	✓		\$92,000	\$11,948	13%	✓		
17. B. 270-271 - Sea Wall Enhancement (2540900)	Design	05/04/18	5%	03/06/20	0%	✓		\$2,500,000	\$30,254	1%	✓		
18. Badger Avenue Bridge Conley Joins Purchase (2541200)	Bid (Adv.) and Award		N/A	10/31/17	0%	✓		\$460,329	\$0	0%	✓		
19. Badger Avenue Bridge Elevator Cars Modernization (2541400)	Bid (Adv.) and Award		N/A	12/31/17	0%	✓	1	\$583,000	\$0	0%	✓	1	April PDC schedule and budget change
20. FY 17/18 CIP Deferred Maintenance Projects (2542600)	Planning	06/30/18	0%	06/30/18	0%	✓		\$7,980,000	\$0	0%	✓		
21. Warehouse No. 1 - Installation of Concrete Masonry Unit (CMU) Walls in Elevator (2543700)	Construction		N/A	10/31/17	5%	✓	1	\$175,000	\$104	0%	✓	1	April PDC schedule and budget change
22. B. 72 - Municipal Fish Market Door Replacement (2543800)	Bid (Adv.) and Award	02/13/17	100%	12/31/17	0%	✓		\$247,000	\$0	0%	✓		
<b>MISCELLANEOUS PROJECTS TOTAL</b>								<b>\$24,802,374</b>	<b>\$1,682,452</b>	<b>7%</b>			
<b>MARITIME SERVICES TOTAL</b>								<b>\$41,124,103</b>	<b>\$4,063,746</b>	<b>10%</b>			
<b>CIP TOTAL COST</b>								<b>\$1,001,217,106</b>	<b>\$108,475,373</b>	<b>11%</b>			