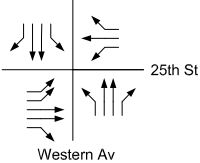
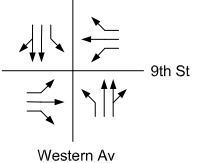
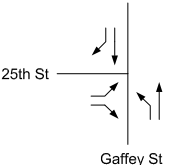
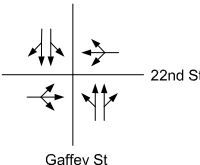
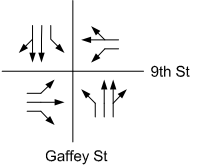
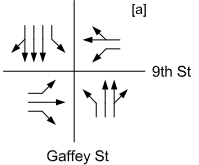
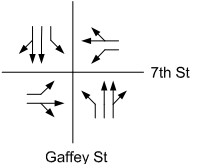
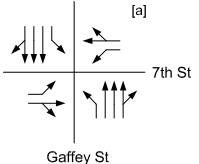


M.2

TRAFFIC IMPACT STUDY – APPENDICES

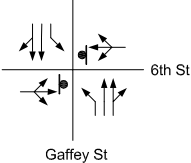
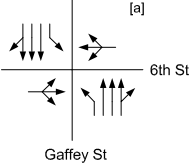
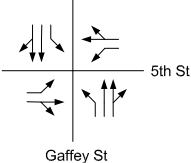
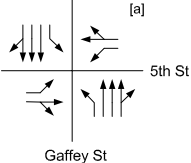
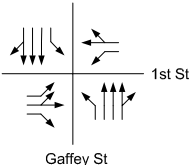
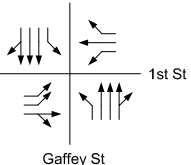
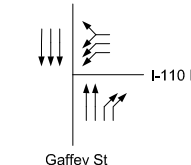
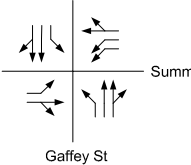
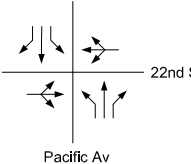
APPENDIX A

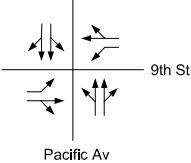
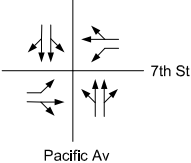
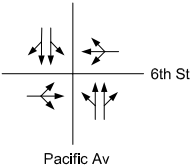
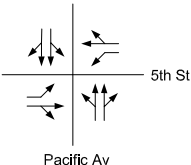
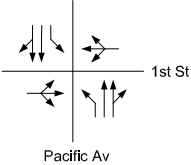
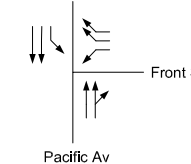
INTERSECTION LANE CONFIGURATIONS

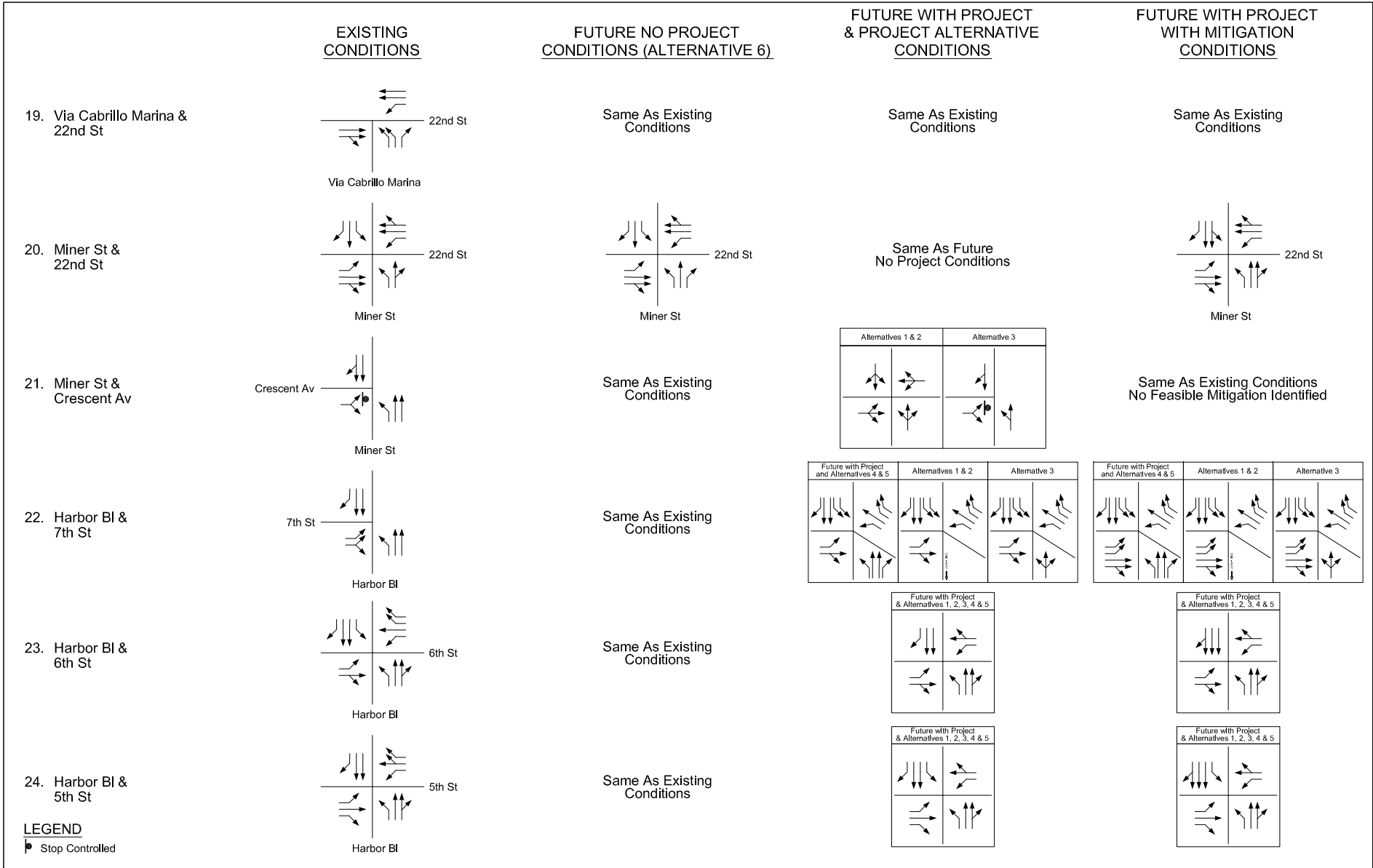
	EXISTING CONDITIONS	FUTURE NO PROJECT CONDITIONS (ALTERNATIVE 6)	FUTURE WITH PROJECT & PROJECT ALTERNATIVE CONDITIONS	FUTURE WITH PROJECT WITH MITIGATION CONDITIONS
1. Western Av & 25th St		Same As Existing Conditions	Same As Existing Conditions	Same As Existing Conditions
2. Western Av & 9th St		Same As Existing Conditions	Same As Existing Conditions	Same As Existing Conditions
3. Gaffey St & 25th St		Same As Existing Conditions	Same As Existing Conditions	Same As Existing Conditions
4. Gaffey St & 22nd St		Same As Existing Conditions	Same As Existing Conditions	Same As Existing Conditions
5. Gaffey St & 9th St		Same As Existing Conditions	Same As Existing Conditions	
6. Gaffey St & 7th St		Same As Existing Conditions	Same As Existing Conditions	

LEGEND

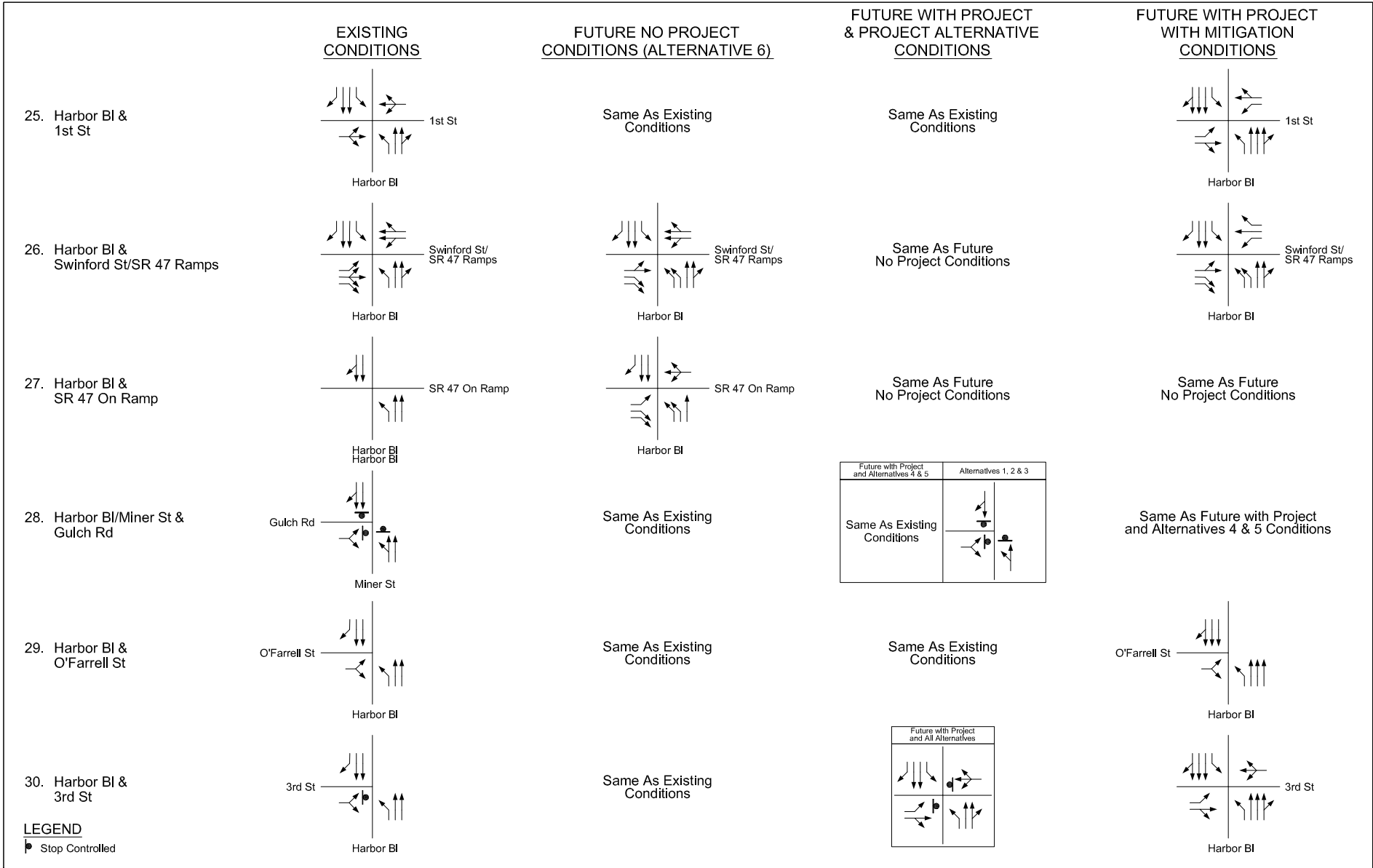
[a] Mitigation Not Feasible on Weekends

	EXISTING CONDITIONS	FUTURE NO PROJECT CONDITIONS (ALTERNATIVE 6)	FUTURE WITH PROJECT & PROJECT ALTERNATIVE CONDITIONS	FUTURE WITH PROJECT WITH MITIGATION CONDITIONS
7. Gaffey St & 6th St		Same As Existing Conditions	Same As Existing Conditions	
8. Gaffey St & 5th St		Same As Existing Conditions	Same As Existing Conditions	
9. Gaffey St & 1st St			Same As Future No Project Conditions	Same As Existing Conditions No Feasible Mitigation Identified
10. Gaffey St & I-110 Ramps		Same As Existing Conditions	Same As Existing Conditions	Same As Existing Conditions
11. Gaffey St & Summerland Av		Same As Existing Conditions	Same As Existing Conditions	Same As Existing Conditions
12. Pacific Av & 22nd St		Same As Existing Conditions	Same As Existing Conditions	Same As Existing Conditions
LEGEND	<p>◻ Stop Controlled</p> <p>[a] Mitigation Not Feasible on Weekends</p>			

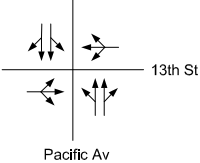
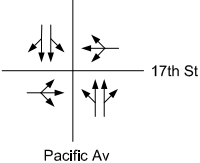
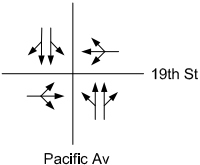
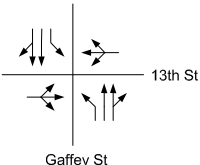
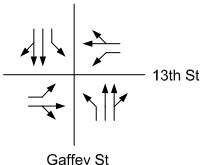
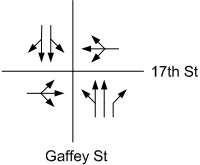
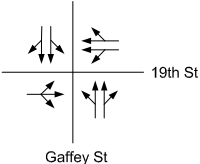
	EXISTING CONDITIONS	FUTURE NO PROJECT CONDITIONS (ALTERNATIVE 6)	FUTURE WITH PROJECT & PROJECT ALTERNATIVE CONDITIONS	FUTURE WITH PROJECT WITH MITIGATION CONDITIONS
13. Pacific Av & 9th St	 Pacific Av	Same As Existing Conditions	Same As Existing Conditions	Same As Existing Conditions
14. Pacific Av & 7th St	 Pacific Av	Same As Existing Conditions	Same As Existing Conditions	Same As Existing Conditions
15. Pacific Av & 6th St	 Pacific Av	Same As Existing Conditions	Same As Existing Conditions	Same As Existing Conditions
16. Pacific Av & 5th St	 Pacific Av	Same As Existing Conditions	Same As Existing Conditions	Same As Existing Conditions
17. Pacific Av & 1st St	 Pacific Av	Same As Existing Conditions	Same As Existing Conditions	Same As Existing Conditions
18. Pacific Av & Front St	 Pacific Av	Same As Existing Conditions	Same As Existing Conditions	Same As Existing Conditions



LEGEND
 Stop Controlled



LEGEND
 Stop Controlled

	EXISTING CONDITIONS	FUTURE NO PROJECT CONDITIONS (ALTERNATIVE 6)	FUTURE WITH PROJECT & PROJECT ALTERNATIVE CONDITIONS	FUTURE WITH PROJECT WITH MITIGATION CONDITIONS
31. Pacific Av & 13th St	 Pacific Av 13th St	Same As Existing Conditions	Same As Existing Conditions	Same As Existing Conditions
32. Pacific Av & 17th St	 Pacific Av 17th St	Same As Existing Conditions	Same As Existing Conditions	Same As Existing Conditions
33. Pacific Av & 19th St	 Pacific Av 19th St	Same As Existing Conditions	Same As Existing Conditions	Same As Existing Conditions
34. Gaffey St & 13th St	 Gaffey St 13th St	Same As Existing Conditions	Same As Existing Conditions	 Gaffey St 13th St
35. Gaffey St & 17th St	 Gaffey St 17th St	Same As Existing Conditions	Same As Existing Conditions	Same As Existing Conditions
36. Gaffey St & 19th St	 Gaffey St 19th St	Same As Existing Conditions	Same As Existing Conditions	Same As Existing Conditions

APPENDIX B

TRAFFIC COUNTS

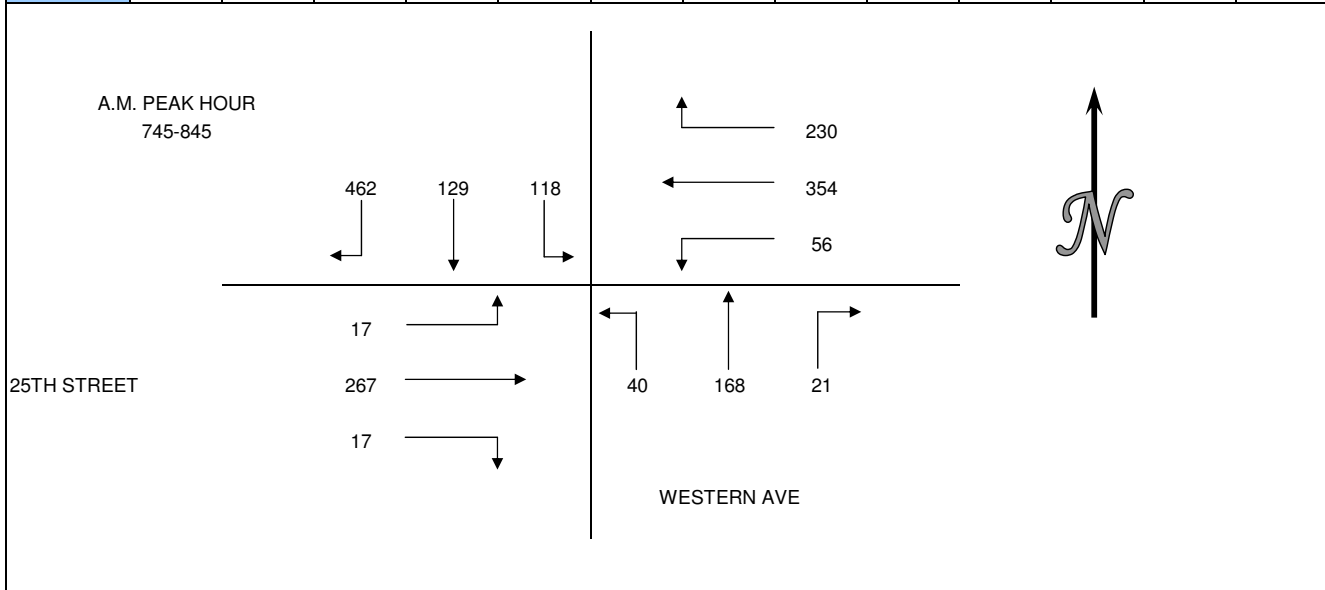
INTERSECTION TURNING MOVEMENT COUNT SUMMARY

Int 1

CLIENT: FEHR AND PEERS
 PROJECT: SAN PEDRO TRAFFIC COUNTS
 DATE: WEDNESDAY OCTOBER 3, 2007
 PERIOD: 7:00 AM TO 10:00 AM
 INTERSECTION: N/S WESTERN AVE 1
 E/W 25TH STREET

15 MIN COUNTS													
PERIOD	1 SBRT	2 SBTH	3 SBLT	4 WBRT	5 WBTH	6 WBLT	7 NBRT	8 NBTH	9 NBLT	10 EBRT	11 EBTH	12 EBLT	TOTAL
700-715	85	15	18	67	66	8	4	41	8	0	31	0	343
715-730	105	18	21	73	73	5	8	42	2	0	39	0	386
730-745	103	25	24	70	75	5	6	44	9	1	42	1	405
745-800	134	34	35	66	89	12	8	27	10	5	62	5	487
800-815	136	32	34	66	89	13	2	48	5	3	69	3	500
815-830	103	39	25	39	97	19	7	45	8	2	77	2	463
830-845	89	24	24	59	79	12	4	48	17	7	59	7	429
845-900	88	30	17	34	70	12	7	37	12	3	46	3	359
900-915	90	35	28	39	49	9	4	53	14	9	59	9	398
915-930	59	22	25	46	56	8	5	31	13	9	44	9	327
930-945	59	24	20	34	49	16	7	40	17	8	31	8	313
945-1000	63	24	21	20	69	12	10	34	11	6	54	6	330

HOUR TOTALS													
TIME	1 SBRT	2 SBTH	3 SBLT	4 WBRT	5 WBTH	6 WBLT	7 NBRT	8 NBTH	9 NBLT	10 EBRT	11 EBTH	12 EBLT	TOTAL
700-800	427	92	98	276	303	30	26	154	29	6	174	6	1621
715-815	478	109	114	275	326	35	24	161	26	9	212	9	1778
730-830	476	130	118	241	350	49	23	164	32	11	250	11	1855
745-845	462	129	118	230	354	56	21	168	40	17	267	17	1879
800-900	416	125	100	198	335	56	20	178	42	15	251	15	1751
815-815	370	128	94	171	295	52	22	183	51	21	241	21	1649
830-930	326	111	94	178	254	41	20	169	56	28	208	28	1513
845-945	296	111	90	153	224	45	23	161	56	29	180	29	1397
900-1000	271	105	94	139	223	45	26	158	55	32	188	32	1368



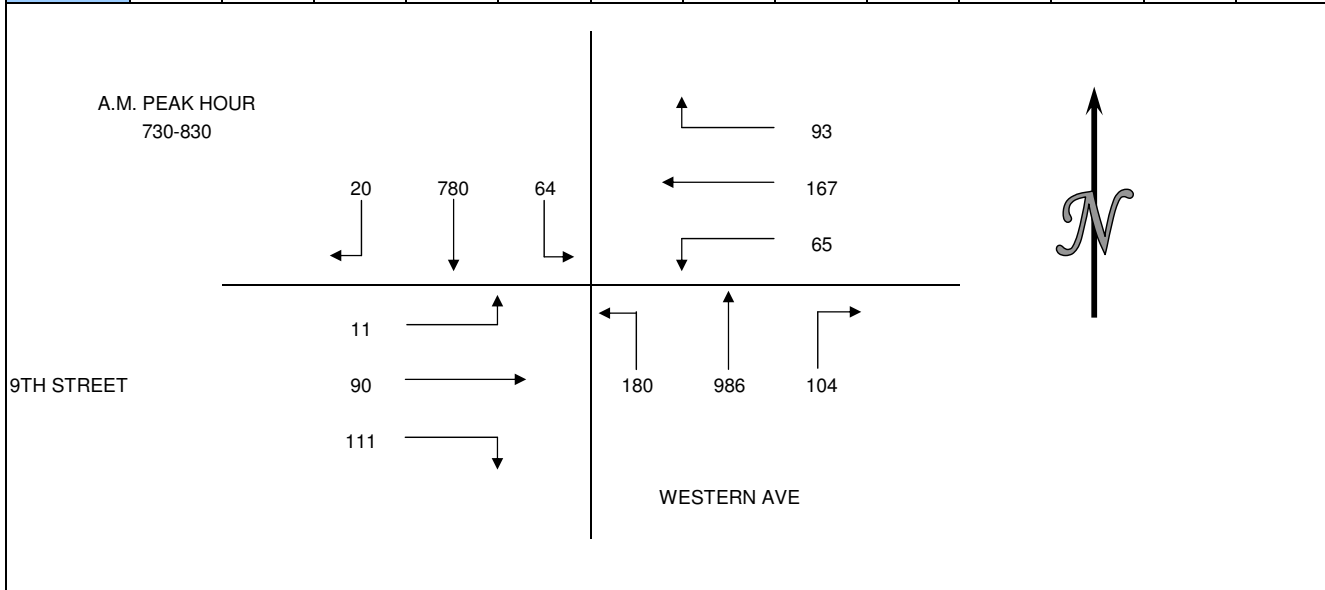
INTERSECTION TURNING MOVEMENT COUNT SUMMARY

Int 2

CLIENT: FEHR AND PEERS
 PROJECT: SAN PEDRO TRAFFIC COUNTS
 DATE: WEDNESDAY OCTOBER 3, 2007
 PERIOD: 7:00 AM TO 10:00 AM
 INTERSECTION: N/S WESTERN AVE
 E/W 9TH STREET

15 MIN COUNTS													
PERIOD	1 SBRT	2 SBTH	3 SBLT	4 WBRT	5 WBTH	6 WBLT	7 NBRT	8 NBTH	9 NBLT	10 EBRT	11 EBTH	12 EBLT	TOTAL
700-715	5	114	6	18	26	8	15	214	19	22	12	2	461
715-730	3	142	7	8	27	4	19	204	50	29	30	3	526
730-745	3	156	20	27	42	19	22	285	52	20	22	2	670
745-800	6	206	21	19	46	12	34	259	52	33	24	3	715
800-815	4	224	13	35	53	21	20	217	47	30	23	4	691
815-830	7	194	10	12	26	13	28	225	29	28	21	2	595
830-845	3	122	13	11	14	7	18	232	35	21	28	2	506
845-900	10	143	11	10	15	4	36	205	26	25	29	3	517
900-915	10	113	10	8	25	27	26	174	22	20	19	9	463
915-930	1	126	6	9	14	10	10	189	22	17	20	6	430
930-945	14	109	3	8	13	2	23	152	18	7	19	10	378
945-1000	1	129	8	10	10	15	18	171	26	22	20	5	435

HOUR TOTALS													
TIME	1 SBRT	2 SBTH	3 SBLT	4 WBRT	5 WBTH	6 WBLT	7 NBRT	8 NBTH	9 NBLT	10 EBRT	11 EBTH	12 EBLT	TOTAL
700-800	17	618	54	72	141	43	90	962	173	104	88	10	2372
715-815	16	728	61	89	168	56	95	965	201	112	99	12	2602
730-830	20	780	64	93	167	65	104	986	180	111	90	11	2671
745-845	20	746	57	77	139	53	100	933	163	112	96	11	2507
800-900	24	683	47	68	108	45	102	879	137	104	101	11	2309
815-815	30	572	44	41	80	51	108	836	112	94	97	16	2081
830-930	24	504	40	38	68	48	90	800	105	83	96	20	1916
845-945	35	491	30	35	67	43	95	720	88	69	87	28	1788
900-1000	26	477	27	35	62	54	77	686	88	66	78	30	1706



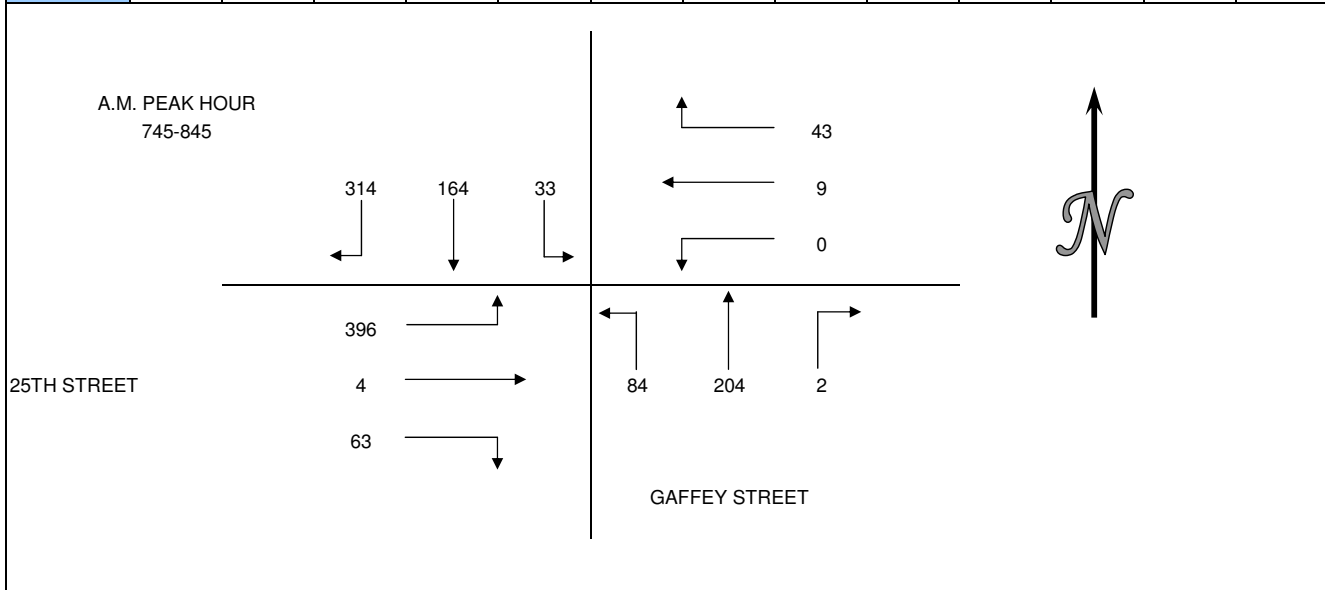
INTERSECTION TURNING MOVEMENT COUNT SUMMARY

Int 3

CLIENT: FEHR AND PEERS
 PROJECT: SAN PEDRO TRAFFIC COUNTS
 DATE: WEDNESDAY OCTOBER 3, 2007
 PERIOD: 7:00 AM TO 10:00 AM
 INTERSECTION: N/S GAFFEY STREET
 E/W 25TH STREET

15 MIN COUNTS													
PERIOD	1 SBRT	2 SBTH	3 SBLT	4 WBRT	5 WBTH	6 WBLT	7 NBRT	8 NBTH	9 NBLT	10 EBRT	11 EBTH	12 EBLT	TOTAL
700-715	44	20	3	11	1	0	0	53	18	3	0	87	240
715-730	45	17	6	18	7	0	0	69	18	5	0	102	287
730-745	76	26	8	19	1	0	0	76	26	6	0	99	337
745-800	74	43	7	14	4	0	0	47	21	14	1	104	329
800-815	92	32	12	13	2	0	0	56	23	19	1	92	342
815-830	72	30	5	5	3	0	0	38	19	7	1	106	286
830-845	76	59	9	11	0	0	2	63	21	23	1	94	359
845-900	69	57	4	15	5	0	0	38	11	16	0	78	293
900-915	49	41	7	9	2	0	0	47	11	15	2	65	248
915-930	51	28	4	3	2	0	0	39	15	15	2	64	223
930-945	64	35	3	10	5	0	1	50	21	8	3	57	257
945-1000	60	32	6	9	1	0	0	45	18	16	1	57	245

HOUR TOTALS													
TIME	1 SBRT	2 SBTH	3 SBLT	4 WBRT	5 WBTH	6 WBLT	7 NBRT	8 NBTH	9 NBLT	10 EBRT	11 EBTH	12 EBLT	TOTAL
700-800	239	106	24	62	13	0	0	245	83	28	1	392	1193
715-815	287	118	33	64	14	0	0	248	88	44	2	397	1295
730-830	314	131	32	51	10	0	0	217	89	46	3	401	1294
745-845	314	164	33	43	9	0	2	204	84	63	4	396	1316
800-900	309	178	30	44	10	0	2	195	74	65	3	370	1280
815-815	266	187	25	40	10	0	2	186	62	61	4	343	1186
830-930	245	185	24	38	9	0	2	187	58	69	5	301	1123
845-945	233	161	18	37	14	0	1	174	58	54	7	264	1021
900-1000	224	136	20	31	10	0	1	181	65	54	8	243	973



WILTEC

Phone: (626) 564-1944 Fax: (626) 564-0969

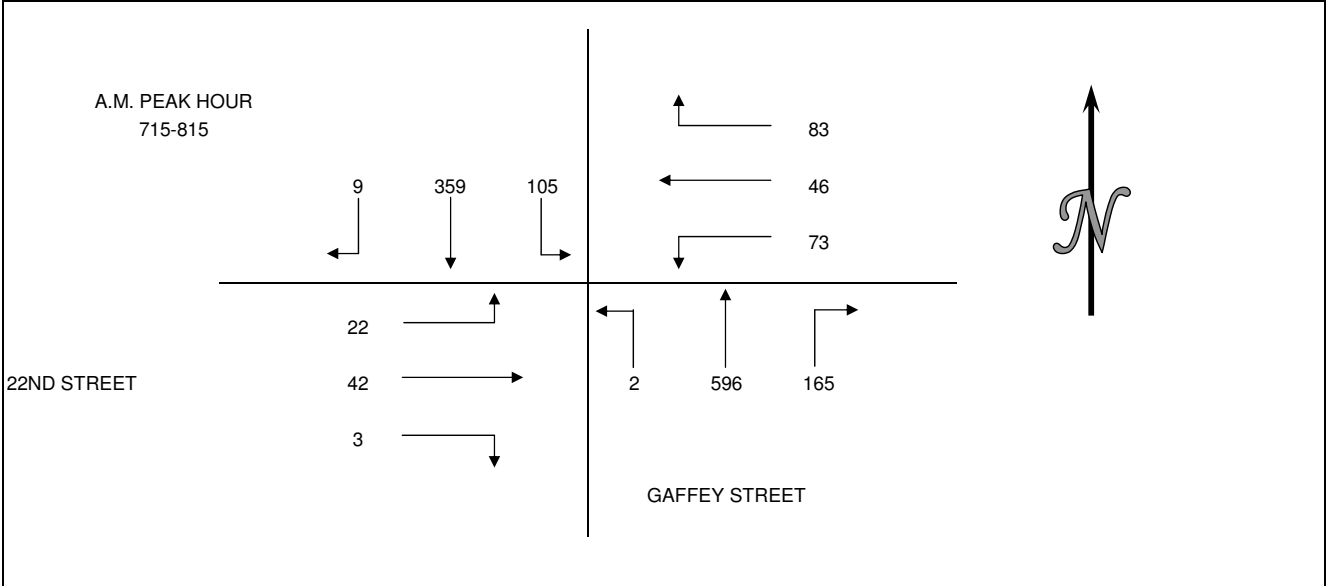
INTERSECTION TURNING MOVEMENT COUNT SUMMARY

Int 4

CLIENT: FEHR AND PEERS
 PROJECT: SAN PEDRO TRAFFIC COUNTS
 DATE: WEDNESDAY OCTOBER 3, 2007
 PERIOD: 7:00 AM TO 10:00 AM
 INTERSECTION: N/S GAFFEY STREET
 E/W 22ND STREET

15 MIN COUNTS													
PERIOD	1 SBRT	2 SBTH	3 SBLT	4 WBRT	5 WBTH	6 WBLT	7 NBRT	8 NBTH	9 NBLT	10 EBRT	11 EBTH	12 EBLT	TOTAL
700-715	1	54	31	14	2	15	28	138	0	0	7	2	292
715-730	3	61	25	13	3	9	41	163	0	0	5	2	325
730-745	2	96	29	24	10	20	48	151	1	0	12	5	398
745-800	2	96	23	28	15	18	36	130	1	3	15	3	370
800-815	2	106	28	18	18	26	40	152	0	0	10	12	412
815-830	3	87	26	9	12	15	32	112	0	1	18	3	318
830-845	5	107	20	15	0	23	24	131	0	0	6	3	334
845-900	1	105	20	14	5	16	21	125	0	0	5	2	314
900-915	4	78	28	21	5	9	13	109	0	0	6	3	276
915-930	1	86	15	18	4	17	10	98	0	1	12	4	266
930-945	1	87	13	15	5	16	10	101	0	0	3	4	255
945-1000	7	73	18	10	4	22	21	89	0	1	9	6	260

HOUR TOTALS													
TIME	1 SBRT	2 SBTH	3 SBLT	4 WBRT	5 WBTH	6 WBLT	7 NBRT	8 NBTH	9 NBLT	10 EBRT	11 EBTH	12 EBLT	TOTAL
700-800	8	307	108	79	30	62	153	582	2	3	39	12	1385
715-815	9	359	105	83	46	73	165	596	2	3	42	22	1505
730-830	9	385	106	79	55	79	156	545	2	4	55	23	1498
745-845	12	396	97	70	45	82	132	525	1	4	49	21	1434
800-900	11	405	94	56	35	80	117	520	0	1	39	20	1378
815-815	13	377	94	59	22	63	90	477	0	1	35	11	1242
830-930	11	376	83	68	14	65	68	463	0	1	29	12	1190
845-945	7	356	76	68	19	58	54	433	0	1	26	13	1111
900-1000	13	324	74	64	18	64	54	397	0	2	30	17	1057



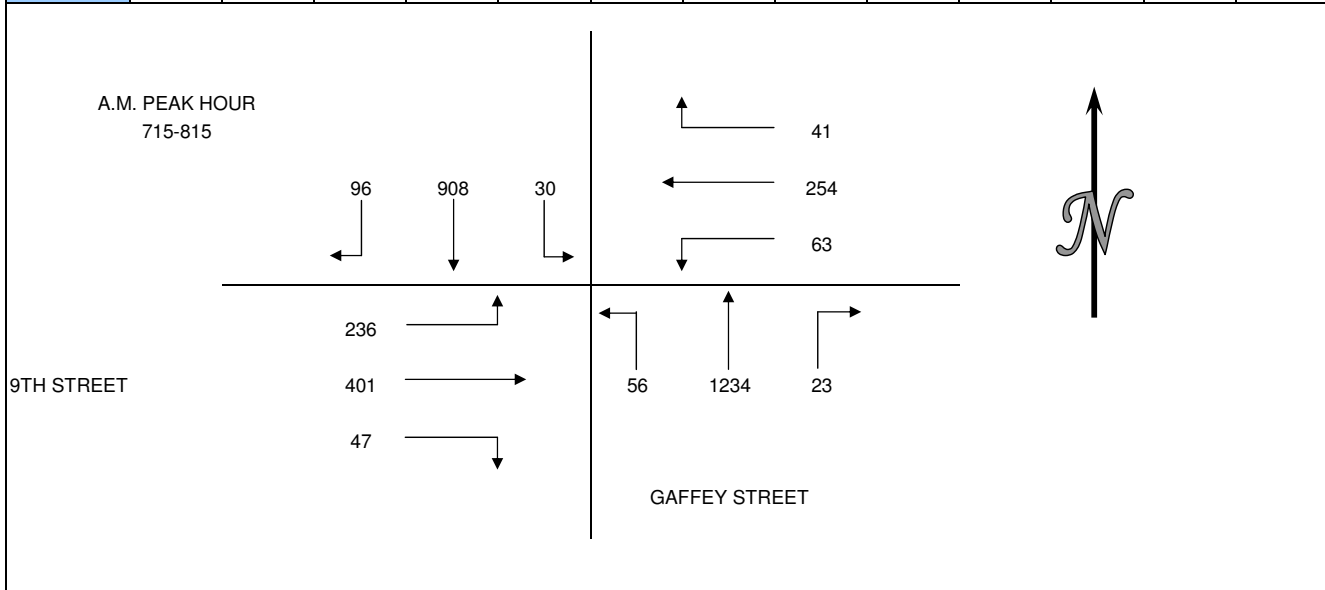
INTERSECTION TURNING MOVEMENT COUNT SUMMARY

Int 5

CLIENT: FEHR AND PEERS
 PROJECT: SAN PEDRO TRAFFIC COUNTS
 DATE: TUESDAY OCTOBER 2, 2007
 PERIOD: 7:00 AM TO 10:00 AM
 INTERSECTION: N/S GAFFEY STREET
 E/W 9TH STREET

15 MIN COUNTS													
PERIOD	1 SBRT	2 SBTH	3 SBLT	4 WBRT	5 WBTH	6 WBLT	7 NBRT	8 NBTH	9 NBLT	10 EBRT	11 EBTH	12 EBLT	TOTAL
700-715	11	179	7	8	27	11	3	335	14	8	40	73	716
715-730	21	192	4	11	52	11	9	286	11	8	67	57	729
730-745	23	266	4	6	97	26	3	308	12	11	85	56	897
745-800	28	243	7	11	76	18	5	341	16	9	135	44	933
800-815	24	207	15	13	29	8	6	299	17	19	114	79	830
815-830	18	175	12	18	32	8	7	269	10	11	44	50	654
830-845	14	221	17	14	21	1	9	231	10	11	36	66	651
845-900	19	183	18	12	29	0	5	199	15	4	47	48	579
900-915	16	160	10	16	27	7	9	203	9	12	52	43	564
915-930	4	180	17	10	41	7	7	227	11	10	49	39	602
930-945	13	168	17	17	47	5	6	208	7	6	54	40	588
945-1000	11	166	10	21	38	7	12	249	18	10	57	38	637

HOUR TOTALS													
TIME	1 SBRT	2 SBTH	3 SBLT	4 WBRT	5 WBTH	6 WBLT	7 NBRT	8 NBTH	9 NBLT	10 EBRT	11 EBTH	12 EBLT	TOTAL
700-800	83	880	22	36	252	66	20	1270	53	36	327	230	3275
715-815	96	908	30	41	254	63	23	1234	56	47	401	236	3389
730-830	93	891	38	48	234	60	21	1217	55	50	378	229	3314
745-845	84	846	51	56	158	35	27	1140	53	50	329	239	3068
800-900	75	786	62	57	111	17	27	998	52	45	241	243	2714
815-815	67	739	57	60	109	16	30	902	44	38	179	207	2448
830-930	53	744	62	52	118	15	30	860	45	37	184	196	2396
845-945	52	691	62	55	144	19	27	837	42	32	202	170	2333
900-1000	44	674	54	64	153	26	34	887	45	38	212	160	2391



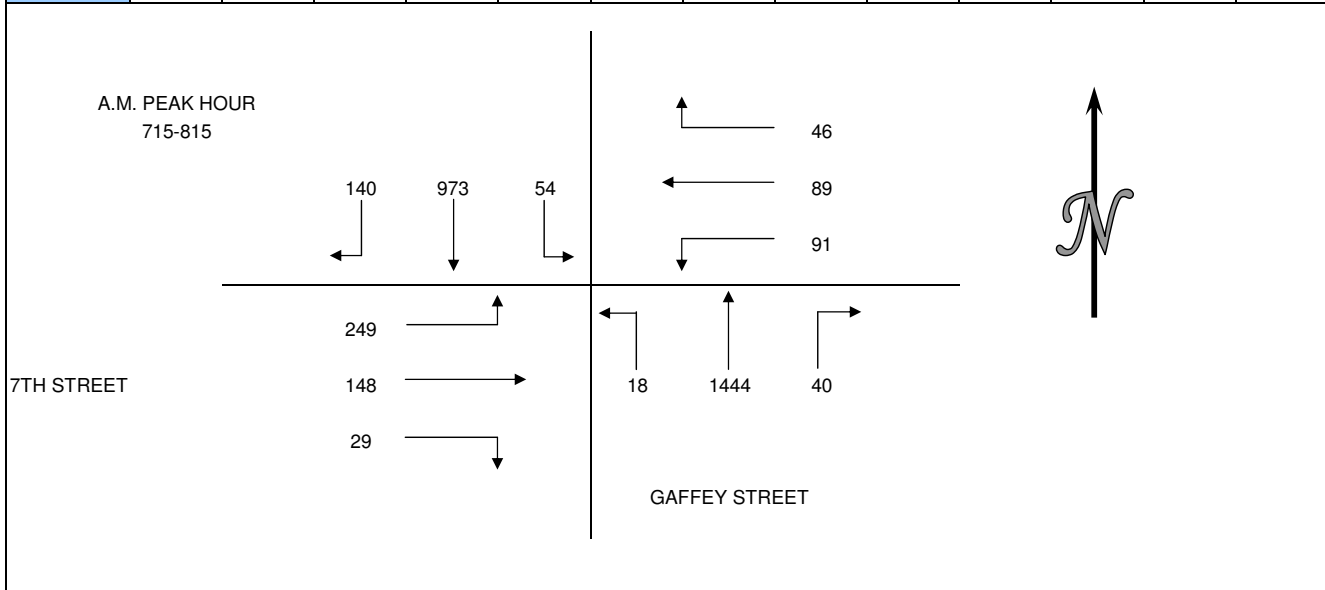
INTERSECTION TURNING MOVEMENT COUNT SUMMARY

Int 6

CLIENT: FEHR AND PEERS
 PROJECT: SAN PEDRO TRAFFIC COUNTS
 DATE: TUESDAY OCTOBER 2, 2007
 PERIOD: 7:00 AM TO 10:00 AM
 INTERSECTION: N/S GAFFEY STREET
 E/W 7TH STREET

15 MIN COUNTS													
PERIOD	1 SBRT	2 SBTH	3 SBLT	4 WBRT	5 WBTH	6 WBLT	7 NBRT	8 NBTH	9 NBLT	10 EBRT	11 EBTH	12 EBLT	TOTAL
700-715	14	163	6	11	6	11	3	374	2	6	21	39	656
715-730	25	225	10	12	18	25	8	378	2	1	26	49	779
730-745	40	243	9	10	22	22	9	365	5	10	38	77	850
745-800	49	267	19	11	29	28	15	368	5	8	40	63	902
800-815	26	238	16	13	20	16	8	333	6	10	44	60	790
815-830	31	224	22	10	24	5	7	344	5	11	41	32	756
830-845	15	192	16	14	13	8	6	308	6	11	25	29	643
845-900	16	215	11	14	19	7	8	266	8	3	25	30	622
900-915	16	199	14	10	19	8	7	277	7	7	24	29	617
915-930	12	182	9	24	13	7	6	274	5	7	24	20	583
930-945	21	188	24	16	17	9	11	253	4	8	32	29	612
945-1000	15	196	21	19	19	2	12	242	7	4	23	26	586

HOUR TOTALS													
TIME	1 SBRT	2 SBTH	3 SBLT	4 WBRT	5 WBTH	6 WBLT	7 NBRT	8 NBTH	9 NBLT	10 EBRT	11 EBTH	12 EBLT	TOTAL
700-800	128	898	44	44	75	86	35	1485	14	25	125	228	3187
715-815	140	973	54	46	89	91	40	1444	18	29	148	249	3321
730-830	146	972	66	44	95	71	39	1410	21	39	163	232	3298
745-845	121	921	73	48	86	57	36	1353	22	40	150	184	3091
800-900	88	869	65	51	76	36	29	1251	25	35	135	151	2811
815-815	78	830	63	48	75	28	28	1195	26	32	115	120	2638
830-930	59	788	50	62	64	30	27	1125	26	28	98	108	2465
845-945	65	784	58	64	68	31	32	1070	24	25	105	108	2434
900-1000	64	765	68	69	68	26	36	1046	23	26	103	104	2398



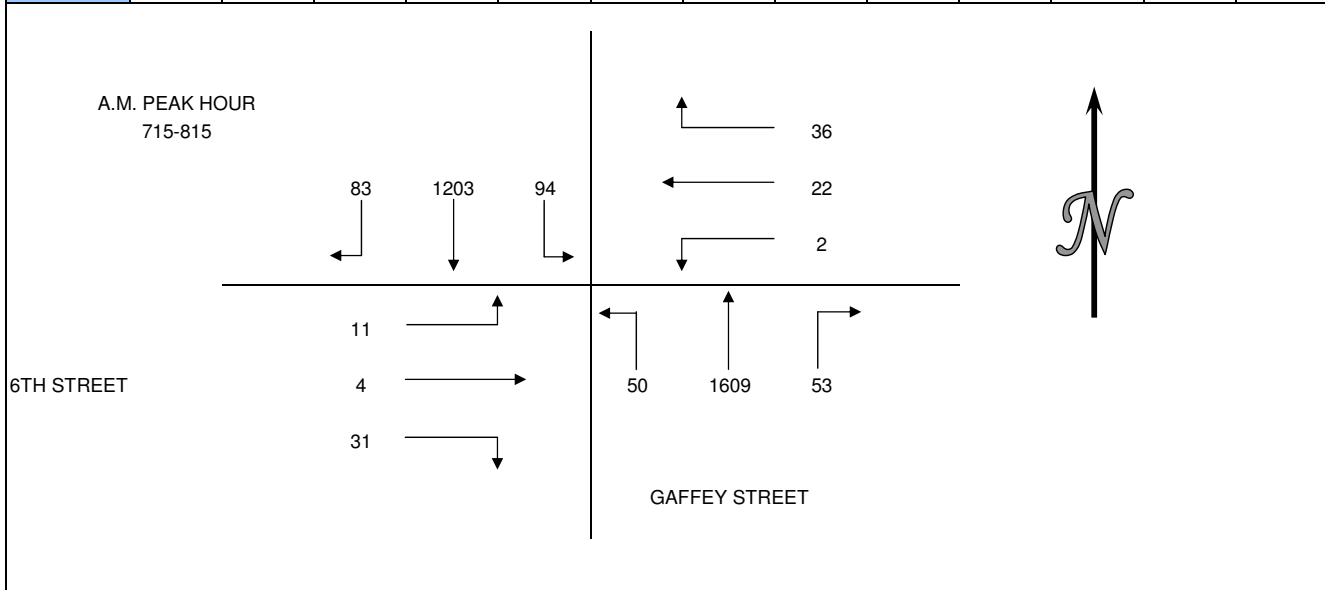
INTERSECTION TURNING MOVEMENT COUNT SUMMARY

Int 7

CLIENT: FEHR AND PEERS
 PROJECT: SAN PEDRO TRAFFIC COUNTS
 DATE: TUESDAY OCTOBER 2, 2007
 PERIOD: 7:00 AM TO 10:00 AM
 INTERSECTION: N/S GAFFEY STREET
 E/W 6TH STREET

15 MIN COUNTS													
PERIOD	1 SBRT	2 SBTH	3 SBLT	4 WBRT	5 WBTH	6 WBLT	7 NBRT	8 NBTH	9 NBLT	10 EBRT	11 EBTH	12 EBLT	TOTAL
700-715	10	157	9	9	0	0	11	431	11	1	1	2	642
715-730	13	253	8	11	0	0	10	390	11	2	0	0	698
730-745	25	337	21	12	18	0	13	424	14	13	0	4	881
745-800	21	324	43	8	2	0	13	402	19	9	2	1	844
800-815	24	289	22	5	2	2	17	393	6	7	2	6	775
815-830	15	243	18	9	1	0	11	360	7	6	0	3	673
830-845	22	256	18	1	2	0	6	324	4	10	2	3	648
845-900	29	222	25	9	2	0	8	301	8	6	2	4	616
900-915	10	208	17	13	2	1	13	271	11	6	5	3	560
915-930	12	198	17	16	1	1	12	296	11	10	1	3	578
930-945	23	243	12	20	0	1	7	317	11	8	1	3	646
945-1000	11	222	18	14	2	1	16	260	9	14	1	7	575

HOUR TOTALS													
TIME	1 SBRT	2 SBTH	3 SBLT	4 WBRT	5 WBTH	6 WBLT	7 NBRT	8 NBTH	9 NBLT	10 EBRT	11 EBTH	12 EBLT	TOTAL
700-800	69	1071	81	40	20	0	47	1647	55	25	3	7	3065
715-815	83	1203	94	36	22	2	53	1609	50	31	4	11	3198
730-830	85	1193	104	34	23	2	54	1579	46	35	4	14	3173
745-845	82	1112	101	23	7	2	47	1479	36	32	6	13	2940
800-900	90	1010	83	24	7	2	42	1378	25	29	6	16	2712
815-815	76	929	78	32	7	1	38	1256	30	28	9	13	2497
830-930	73	884	77	39	7	2	39	1192	34	32	10	13	2402
845-945	74	871	71	58	5	3	40	1185	41	30	9	13	2400
900-1000	56	871	64	63	5	4	48	1144	42	38	8	16	2359



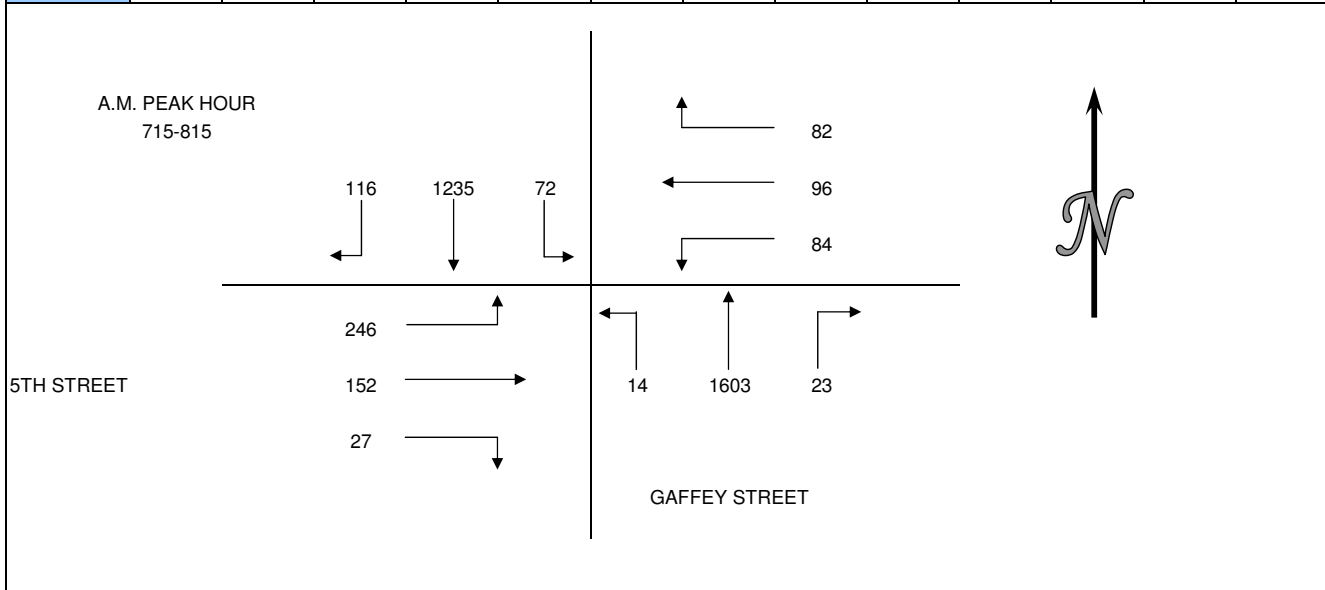
INTERSECTION TURNING MOVEMENT COUNT SUMMARY

Int 8

CLIENT: FEHR AND PEERS
 PROJECT: SAN PEDRO TRAFFIC COUNTS
 DATE: TUESDAY OCTOBER 2, 2007
 PERIOD: 7:00 AM TO 10:00 AM
 INTERSECTION: N/S GAFFEY STREET
 E/W 5TH STREET

15 MIN COUNTS													
PERIOD	1 SBRT	2 SBTH	3 SBLT	4 WBRT	5 WBTH	6 WBLT	7 NBRT	8 NBTH	9 NBLT	10 EBRT	11 EBTH	12 EBLT	TOTAL
700-715	12	214	13	12	15	8	4	427	6	3	15	42	771
715-730	21	260	15	12	11	14	3	401	3	3	22	53	818
730-745	42	343	18	25	28	40	8	408	2	8	39	73	1034
745-800	35	337	20	25	31	21	9	408	6	11	47	76	1026
800-815	18	295	19	20	26	9	3	386	3	5	44	44	872
815-830	24	243	27	10	9	12	11	372	2	2	32	25	769
830-845	12	271	15	23	14	7	6	306	3	5	11	18	691
845-900	20	300	11	22	21	4	5	299	8	1	21	27	739
900-915	6	287	17	11	11	6	9	299	1	2	16	17	682
915-930	9	239	14	12	13	4	4	312	1	1	15	15	639
930-945	13	226	20	10	15	6	8	274	1	2	14	17	606
945-1000	11	238	22	9	14	8	8	288	5	3	18	17	641

HOUR TOTALS													
TIME	1 SBRT	2 SBTH	3 SBLT	4 WBRT	5 WBTH	6 WBLT	7 NBRT	8 NBTH	9 NBLT	10 EBRT	11 EBTH	12 EBLT	TOTAL
700-800	110	1154	66	74	85	83	24	1644	17	25	123	244	3649
715-815	116	1235	72	82	96	84	23	1603	14	27	152	246	3750
730-830	119	1218	84	80	94	82	31	1574	13	26	162	218	3701
745-845	89	1146	81	78	80	49	29	1472	14	23	134	163	3358
800-900	74	1109	72	75	70	32	25	1363	16	13	108	114	3071
815-815	62	1101	70	66	55	29	31	1276	14	10	80	87	2881
830-930	47	1097	57	68	59	21	24	1216	13	9	63	77	2751
845-945	48	1052	62	55	60	20	26	1184	11	6	66	76	2666
900-1000	39	990	73	42	53	24	29	1173	8	8	63	66	2568



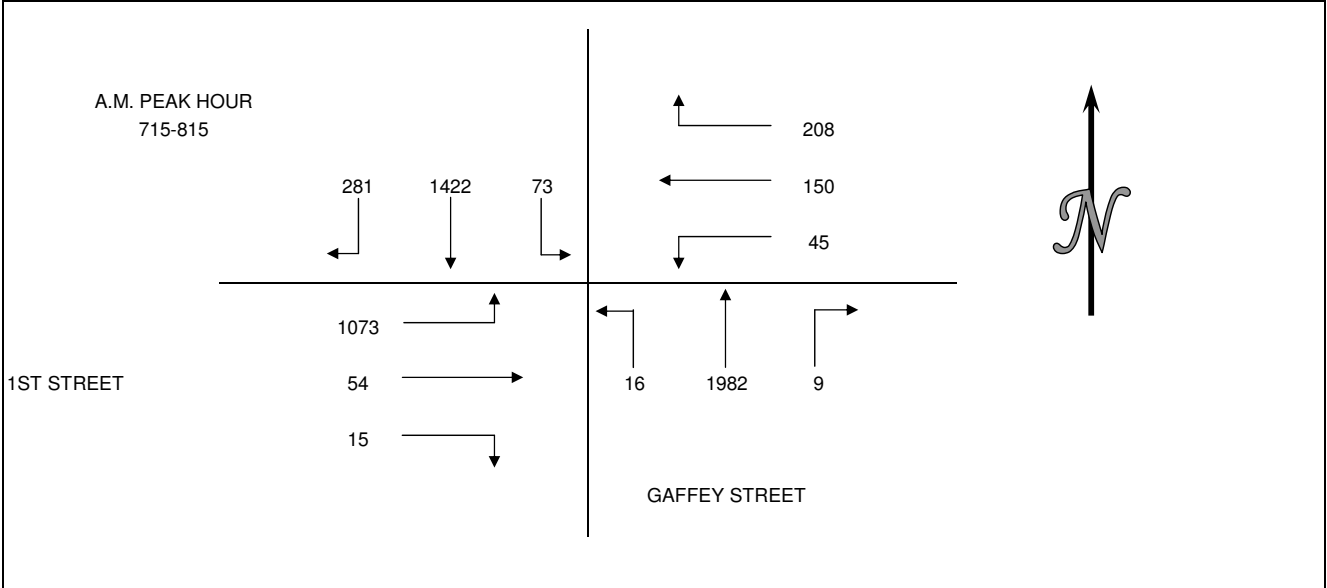
INTERSECTION TURNING MOVEMENT COUNT SUMMARY

Int 9

CLIENT: FEHR AND PEERS
 PROJECT: SAN PEDRO TRAFFIC COUNTS
 DATE: TUESDAY OCTOBER 2, 2007
 PERIOD: 7:00 AM TO 10:00 AM
 INTERSECTION: N/S GAFFEY STREET
 E/W 1ST STREET

15 MIN COUNTS													
PERIOD	1 SBRT	2 SBTH	3 SBLT	4 WBRT	5 WBTH	6 WBLT	7 NBRT	8 NBTH	9 NBLT	10 EBRT	11 EBTH	12 EBLT	TOTAL
700-715	50	250	9	38	21	12	2	452	0	2	10	258	1104
715-730	74	301	17	46	29	11	1	507	3	2	7	268	1266
730-745	65	365	23	63	45	15	1	513	4	0	14	229	1337
745-800	74	403	16	45	36	8	2	493	5	7	7	271	1367
800-815	68	353	17	54	40	11	5	469	4	6	26	305	1358
815-830	86	313	18	44	43	13	2	422	2	3	9	252	1207
830-845	70	272	15	50	32	23	3	387	9	6	25	233	1125
845-900	75	276	16	33	25	10	3	345	2	4	17	249	1055
900-915	68	262	22	47	22	9	2	302	3	4	13	207	961
915-930	56	254	12	38	32	10	3	359	3	7	14	212	1000
930-945	64	293	14	33	25	8	2	271	8	10	17	173	918
945-1000	50	252	17	39	27	11	3	331	5	5	14	162	916

HOUR TOTALS													
TIME	1 SBRT	2 SBTH	3 SBLT	4 WBRT	5 WBTH	6 WBLT	7 NBRT	8 NBTH	9 NBLT	10 EBRT	11 EBTH	12 EBLT	TOTAL
700-800	263	1319	65	192	131	46	6	1965	12	11	38	1026	5074
715-815	281	1422	73	208	150	45	9	1982	16	15	54	1073	5328
730-830	293	1434	74	206	164	47	10	1897	15	16	56	1057	5269
745-845	298	1341	66	193	151	55	12	1771	20	22	67	1061	5057
800-900	299	1214	66	181	140	57	13	1623	17	19	77	1039	4745
815-815	299	1123	71	174	122	55	10	1456	16	17	64	941	4348
830-930	269	1064	65	168	111	52	11	1393	17	21	69	901	4141
845-945	263	1085	64	151	104	37	10	1277	16	25	61	841	3934
900-1000	238	1061	65	157	106	38	10	1263	19	26	58	754	3795



WILTEC

Phone: (626) 564-1944 Fax: (626) 564-0969

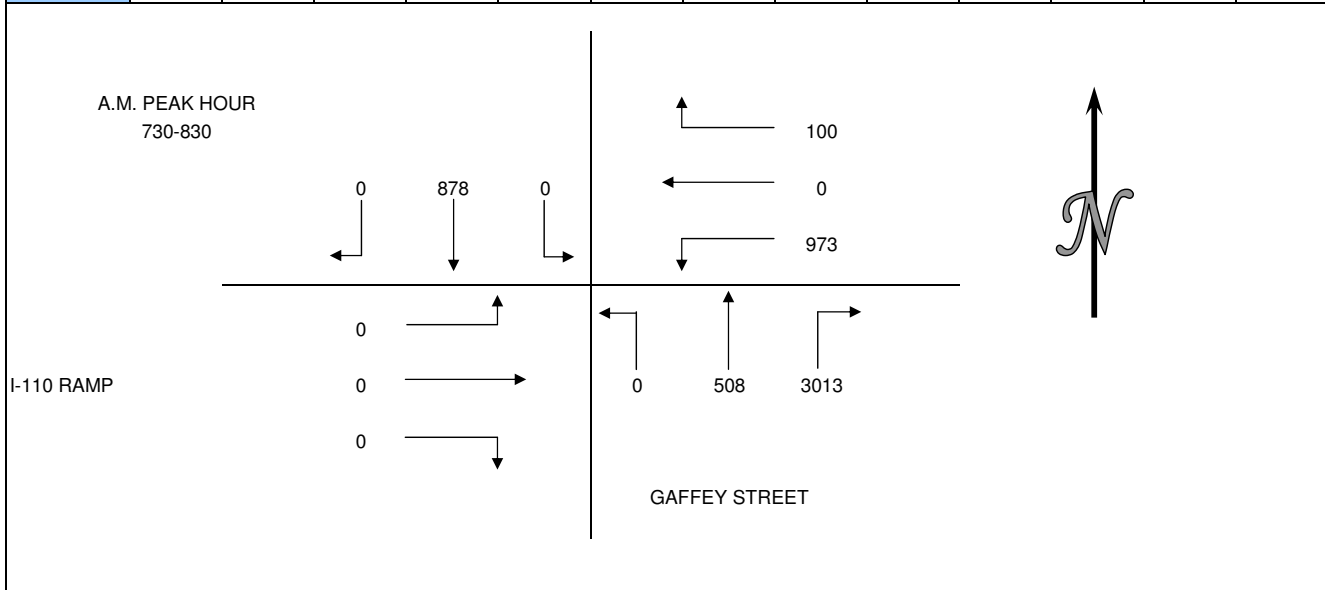
INTERSECTION TURNING MOVEMENT COUNT SUMMARY

Int 10

CLIENT: FEHR AND PEERS
 PROJECT: SAN PEDRO TRAFFIC COUNTS
 DATE: THURSDAY SEPTEMBER 27, 2007
 PERIOD: 7:00 AM TO 10:00 AM
 INTERSECTION: N/S GAFFEY STREET
 E/W I-110 RAMP

15 MIN COUNTS													
PERIOD	1 SBRT	2 SBTH	3 SBLT	4 WBRT	5 WBTH	6 WBLT	7 NBRT	8 NBTH	9 NBLT	10 EBRT	11 EBTH	12 EBLT	TOTAL
700-715	0	117	0	15	0	187	673	80	0	0	0	0	1072
715-730	0	143	0	17	0	234	725	111	0	0	0	0	1230
730-745	0	230	0	12	0	253	761	120	0	0	0	0	1376
745-800	0	260	0	39	0	263	761	133	0	0	0	0	1456
800-815	0	187	0	33	0	244	768	141	0	0	0	0	1373
815-830	0	201	0	16	0	213	723	114	0	0	0	0	1267
830-845	0	153	0	23	0	235	553	90	0	0	0	0	1054
845-900	0	167	0	22	0	212	486	85	0	0	0	0	972
900-915	0	162	0	16	0	215	490	91	0	0	0	0	974
915-930	0	158	0	11	0	226	447	94	0	0	0	0	936
930-945	0	135	0	14	0	123	498	107	0	0	0	0	877
945-1000	0	181	0	18	0	201	481	116	0	0	0	0	997

HOUR TOTALS													
TIME	1 SBRT	2 SBTH	3 SBLT	4 WBRT	5 WBTH	6 WBLT	7 NBRT	8 NBTH	9 NBLT	10 EBRT	11 EBTH	12 EBLT	TOTAL
700-800	0	750	0	83	0	937	2920	444	0	0	0	0	5134
715-815	0	820	0	101	0	994	3015	505	0	0	0	0	5435
730-830	0	878	0	100	0	973	3013	508	0	0	0	0	5472
745-845	0	801	0	111	0	955	2805	478	0	0	0	0	5150
800-900	0	708	0	94	0	904	2530	430	0	0	0	0	4666
815-815	0	683	0	77	0	875	2252	380	0	0	0	0	4267
830-930	0	640	0	72	0	888	1976	360	0	0	0	0	3936
845-945	0	622	0	63	0	776	1921	377	0	0	0	0	3759
900-1000	0	636	0	59	0	765	1916	408	0	0	0	0	3784

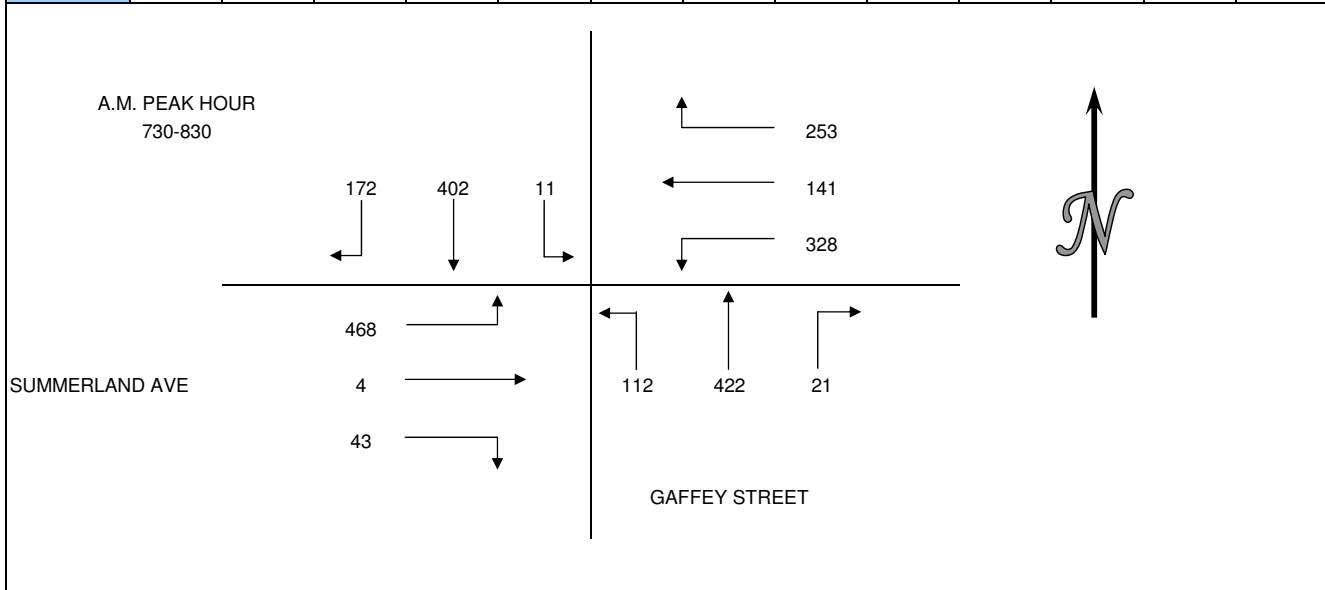


INTERSECTION TURNING MOVEMENT COUNT SUMMARY

CLIENT: KAKU ASSOCIATES
 PROJECT: SAN PEDRO TRAFFIC COUNTS
 DATE: WEDNESDAY NOVEMBER 14, 2007
 PERIOD: 7:00 AM TO 10:00 AM
 INTERSECTION: N/S GAFFEY STREET
 E/W SUMMERLAND AVE

15 MIN COUNTS													
PERIOD	1 SBRT	2 SBTH	3 SBLT	4 WBRT	5 WBTH	6 WBLT	7 NBRT	8 NBTH	9 NBLT	10 EBRT	11 EBTH	12 EBLT	TOTAL
700-715	20	46	2	51	24	72	5	77	23	1	0	102	423
715-730	23	50	4	54	33	74	3	92	16	7	1	112	469
730-745	40	93	1	80	34	88	3	108	24	8	2	144	625
745-800	43	112	2	59	37	81	7	118	38	6	1	116	620
800-815	50	99	4	68	36	88	7	107	25	16	0	112	612
815-830	39	98	4	46	34	71	4	89	25	13	1	96	520
830-845	32	93	1	34	26	58	3	99	15	14	0	65	440
845-900	33	96	2	48	33	69	5	99	26	10	0	59	480
900-915	24	76	4	35	26	63	2	93	26	15	0	48	412
915-930	19	78	2	29	24	65	3	86	23	7	0	33	369
930-945	20	77	2	33	19	46	3	96	24	8	0	33	361
945-1000	25	84	5	37	19	52	9	95	29	13	0	35	403

HOUR TOTALS													
TIME	1 SBRT	2 SBTH	3 SBLT	4 WBRT	5 WBTH	6 WBLT	7 NBRT	8 NBTH	9 NBLT	10 EBRT	11 EBTH	12 EBLT	TOTAL
700-800	126	301	9	244	128	315	18	395	101	22	4	474	2137
715-815	156	354	11	261	140	331	20	425	103	37	4	484	2326
730-830	172	402	11	253	141	328	21	422	112	43	4	468	2377
745-845	164	402	11	207	133	298	21	413	103	49	2	389	2192
800-900	154	386	11	196	129	286	19	394	91	53	1	332	2052
815-815	128	363	11	163	119	261	14	380	92	52	1	268	1852
830-930	108	343	9	146	109	255	13	377	90	46	0	205	1701
845-945	96	327	10	145	102	243	13	374	99	40	0	173	1622
900-1000	88	315	13	134	88	226	17	370	102	43	0	149	1545



WILTEC

Phone: (626) 564-1944 Fax: (626) 564-0969

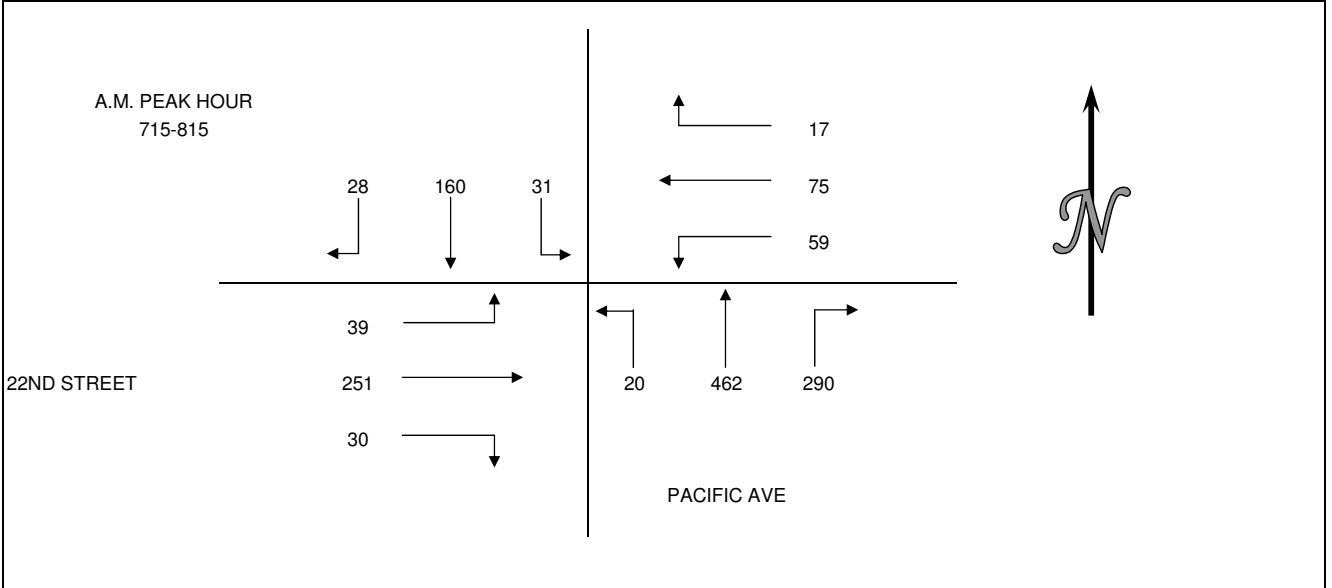
INTERSECTION TURNING MOVEMENT COUNT SUMMARY

Int 12

CLIENT: FEHR AND PEERS
 PROJECT: SAN PEDRO TRAFFIC COUNTS
 DATE: THURSDAY SEPTEMBER 27, 2007
 PERIOD: 7:00 AM TO 10:00 AM
 INTERSECTION: N/S PACIFIC AVE
 E/W 22ND STREET

15 MIN COUNTS													
PERIOD	1 SBRT	2 SBTH	3 SBLT	4 WBRT	5 WBTH	6 WBLT	7 NBRT	8 NBTH	9 NBLT	10 EBRT	11 EBTH	12 EBLT	TOTAL
700-715	3	38	9	9	15	13	62	97	3	10	52	5	316
715-730	3	25	10	2	12	15	71	137	2	3	72	12	364
730-745	4	39	4	4	14	11	87	116	12	7	64	15	377
745-800	9	51	15	7	18	13	77	112	5	8	64	7	386
800-815	12	45	2	4	31	20	55	97	1	12	51	5	335
815-830	10	51	5	6	16	14	48	86	5	9	55	14	319
830-845	3	36	7	5	9	10	29	75	5	8	35	5	227
845-900	4	44	5	11	16	19	32	87	5	7	39	8	277
900-915	5	33	3	9	12	11	21	68	4	15	22	11	214
915-930	7	42	4	17	19	13	22	69	5	4	19	7	228
930-945	7	48	5	7	17	13	29	67	3	6	21	2	225
945-1000	4	29	10	11	27	15	20	71	4	4	25	8	228

HOUR TOTALS													
TIME	1 SBRT	2 SBTH	3 SBLT	4 WBRT	5 WBTH	6 WBLT	7 NBRT	8 NBTH	9 NBLT	10 EBRT	11 EBTH	12 EBLT	TOTAL
700-800	19	153	38	22	59	52	297	462	22	28	252	39	1443
715-815	28	160	31	17	75	59	290	462	20	30	251	39	1462
730-830	35	186	26	21	79	58	267	411	23	36	234	41	1417
745-845	34	183	29	22	74	57	209	370	16	37	205	31	1267
800-900	29	176	19	26	72	63	164	345	16	36	180	32	1158
815-815	22	164	20	31	53	54	130	316	19	39	151	38	1037
830-930	19	155	19	42	56	53	104	299	19	34	115	31	946
845-945	23	167	17	44	64	56	104	291	17	32	101	28	944
900-1000	23	152	22	44	75	52	92	275	16	29	87	28	895



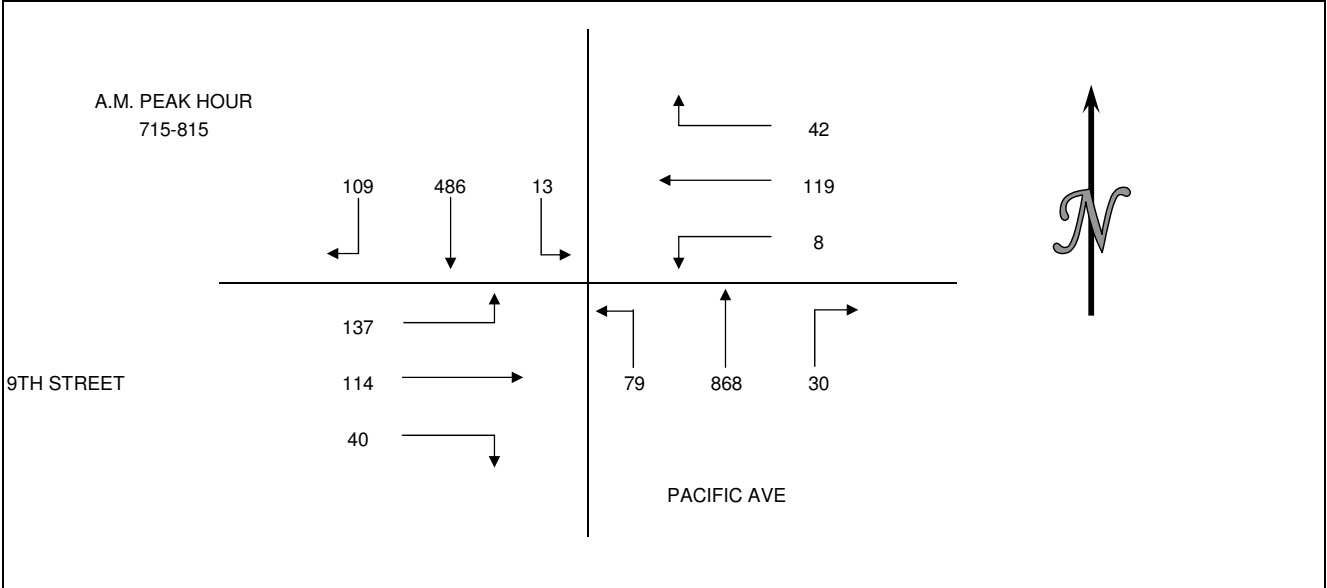
INTERSECTION TURNING MOVEMENT COUNT SUMMARY

Int 13

CLIENT: FEHR AND PEERS
 PROJECT: SAN PEDRO TRAFFIC COUNTS
 DATE: THURSDAY SEPTEMBER 27, 2007
 PERIOD: 7:00 AM TO 10:00 AM
 INTERSECTION: N/S PACIFIC AVE
 E/W 9TH STREET

15 MIN COUNTS													
PERIOD	1 SBRT	2 SBTH	3 SBLT	4 WBRT	5 WBTH	6 WBLT	7 NBRT	8 NBTH	9 NBLT	10 EBRT	11 EBTH	12 EBLT	TOTAL
700-715	11	117	3	4	15	3	3	153	8	2	13	17	349
715-730	17	133	2	9	23	0	7	190	21	8	10	14	434
730-745	40	140	2	12	29	4	6	241	14	6	21	33	548
745-800	31	117	6	10	42	2	8	223	20	10	37	44	550
800-815	21	96	3	11	25	2	9	214	24	16	46	46	513
815-830	10	83	4	7	16	2	2	174	10	5	29	26	368
830-845	12	122	4	10	13	3	6	135	6	5	21	17	354
845-900	24	122	4	9	14	6	1	109	15	14	17	15	350
900-915	14	100	4	12	16	2	6	126	14	12	15	24	345
915-930	10	84	3	10	22	4	3	130	11	8	21	18	324
930-945	13	91	3	11	16	5	9	117	14	12	20	8	319
945-1000	17	91	4	6	20	7	7	105	13	14	16	20	320

HOUR TOTALS													
TIME	1 SBRT	2 SBTH	3 SBLT	4 WBRT	5 WBTH	6 WBLT	7 NBRT	8 NBTH	9 NBLT	10 EBRT	11 EBTH	12 EBLT	TOTAL
700-800	99	507	13	35	109	9	24	807	63	26	81	108	1881
715-815	109	486	13	42	119	8	30	868	79	40	114	137	2045
730-830	102	436	15	40	112	10	25	852	68	37	133	149	1979
745-845	74	418	17	38	96	9	25	746	60	36	133	133	1785
800-900	67	423	15	37	68	13	18	632	55	40	113	104	1585
815-815	60	427	16	38	59	13	15	544	45	36	82	82	1417
830-930	60	428	15	41	65	15	16	500	46	39	74	74	1373
845-945	61	397	14	42	68	17	19	482	54	46	73	65	1338
900-1000	54	366	14	39	74	18	25	478	52	46	72	70	1308



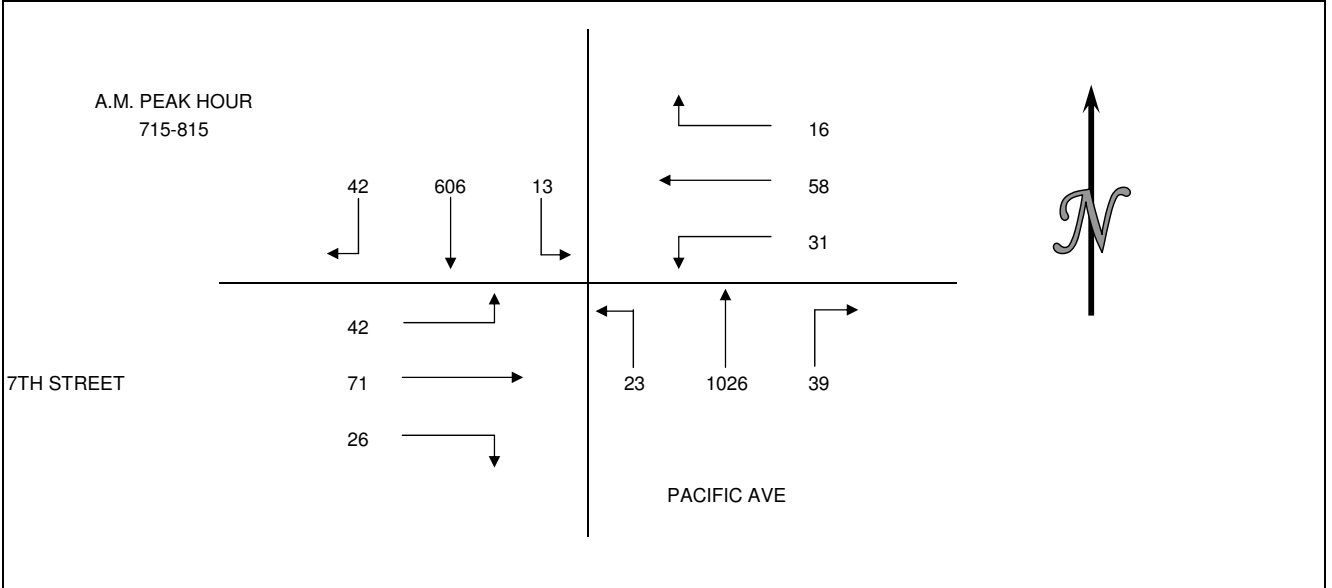
INTERSECTION TURNING MOVEMENT COUNT SUMMARY

Int 14

CLIENT: FEHR AND PEERS
 PROJECT: SAN PEDRO TRAFFIC COUNTS
 DATE: THURSDAY SEPTEMBER 27, 2007
 PERIOD: 7:00 AM TO 10:00 AM
 INTERSECTION: N/S PACIFIC AVE
 E/W 7TH STREET

15 MIN COUNTS													
PERIOD	1 SBRT	2 SBTH	3 SBLT	4 WBRT	5 WBTH	6 WBLT	7 NBRT	8 NBTH	9 NBLT	10 EBRT	11 EBTH	12 EBLT	TOTAL
700-715	4	103	5	4	15	4	4	141	1	7	12	5	305
715-730	15	123	1	6	10	12	4	207	3	5	12	2	400
730-745	11	175	3	5	19	6	15	282	4	6	15	14	555
745-800	6	173	5	2	17	9	10	296	8	3	20	11	560
800-815	10	135	4	3	12	4	10	241	8	12	24	15	478
815-830	4	102	6	4	13	7	9	207	5	6	27	5	395
830-845	2	104	8	8	20	6	7	174	7	11	23	9	379
845-900	2	105	5	3	17	14	7	113	4	9	22	10	311
900-915	2	90	11	6	11	14	2	128	4	10	18	7	303
915-930	6	78	7	3	19	7	10	158	6	10	17	10	331
930-945	5	102	2	6	19	6	5	134	8	13	26	8	334
945-1000	12	94	5	3	16	7	4	122	11	7	28	10	319

HOUR TOTALS													
TIME	1 SBRT	2 SBTH	3 SBLT	4 WBRT	5 WBTH	6 WBLT	7 NBRT	8 NBTH	9 NBLT	10 EBRT	11 EBTH	12 EBLT	TOTAL
700-800	36	574	14	17	61	31	33	926	16	21	59	32	1820
715-815	42	606	13	16	58	31	39	1026	23	26	71	42	1993
730-830	31	585	18	14	61	26	44	1026	25	27	86	45	1988
745-845	22	514	23	17	62	26	36	918	28	32	94	40	1812
800-900	18	446	23	18	62	31	33	735	24	38	96	39	1563
815-815	10	401	30	21	61	41	25	622	20	36	90	31	1388
830-930	12	377	31	20	67	41	26	573	21	40	80	36	1324
845-945	15	375	25	18	66	41	24	533	22	42	83	35	1279
900-1000	25	364	25	18	65	34	21	542	29	40	89	35	1287



WILTEC

Phone: (626) 564-1944 Fax: (626) 564-0969

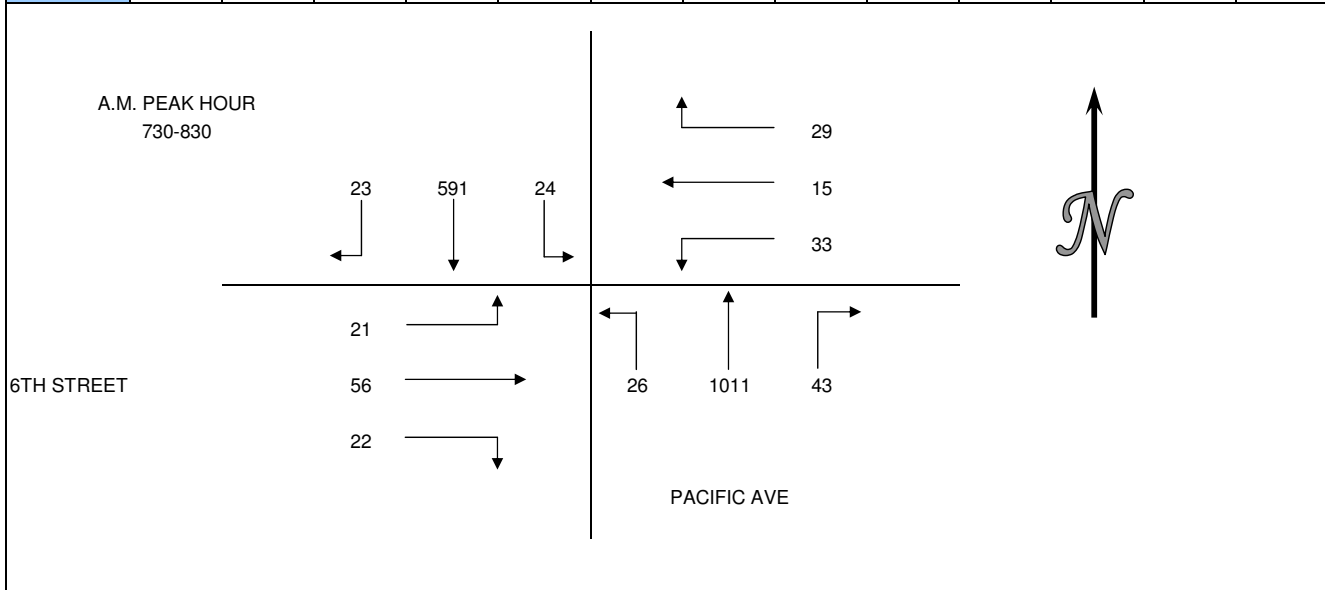
INTERSECTION TURNING MOVEMENT COUNT SUMMARY

Int 15

CLIENT: FEHR AND PEERS
 PROJECT: SAN PEDRO TRAFFIC COUNTS
 DATE: THURSDAY SEPTEMBER 27, 2007
 PERIOD: 7:00 AM TO 10:00 AM
 INTERSECTION: N/S PACIFIC AVE
 E/W 6TH STREET

15 MIN COUNTS													
PERIOD	1 SBRT	2 SBTH	3 SBLT	4 WBRT	5 WBTH	6 WBLT	7 NBRT	8 NBTH	9 NBLT	10 EBRT	11 EBTH	12 EBLT	TOTAL
700-715	4	104	4	3	1	3	14	168	1	6	4	2	314
715-730	5	132	1	2	6	2	8	201	4	2	11	3	377
730-745	6	181	4	8	2	9	17	280	2	3	14	7	533
745-800	7	162	7	8	3	9	11	284	6	5	15	7	524
800-815	6	136	3	3	7	8	7	248	10	12	15	1	456
815-830	4	112	10	10	3	7	8	199	8	2	12	6	381
830-845	7	107	13	9	12	4	8	145	4	3	16	6	334
845-900	7	100	4	4	15	9	10	139	6	4	18	3	319
900-915	6	92	3	5	8	5	14	154	12	6	9	4	318
915-930	5	82	4	8	15	3	9	122	8	3	13	4	276
930-945	7	95	5	8	16	4	9	134	5	6	16	3	308
945-1000	3	94	6	11	15	13	17	122	4	5	20	2	312

HOUR TOTALS													
TIME	1 SBRT	2 SBTH	3 SBLT	4 WBRT	5 WBTH	6 WBLT	7 NBRT	8 NBTH	9 NBLT	10 EBRT	11 EBTH	12 EBLT	TOTAL
700-800	22	579	16	21	12	23	50	933	13	16	44	19	1748
715-815	24	611	15	21	18	28	43	1013	22	22	55	18	1890
730-830	23	591	24	29	15	33	43	1011	26	22	56	21	1894
745-845	24	517	33	30	25	28	34	876	28	22	58	20	1695
800-900	24	455	30	26	37	28	33	731	28	21	61	16	1490
815-815	24	411	30	28	38	25	40	637	30	15	55	19	1352
830-930	25	381	24	26	50	21	41	560	30	16	56	17	1247
845-945	25	369	16	25	54	21	42	549	31	19	56	14	1221
900-1000	21	363	18	32	54	25	49	532	29	20	58	13	1214



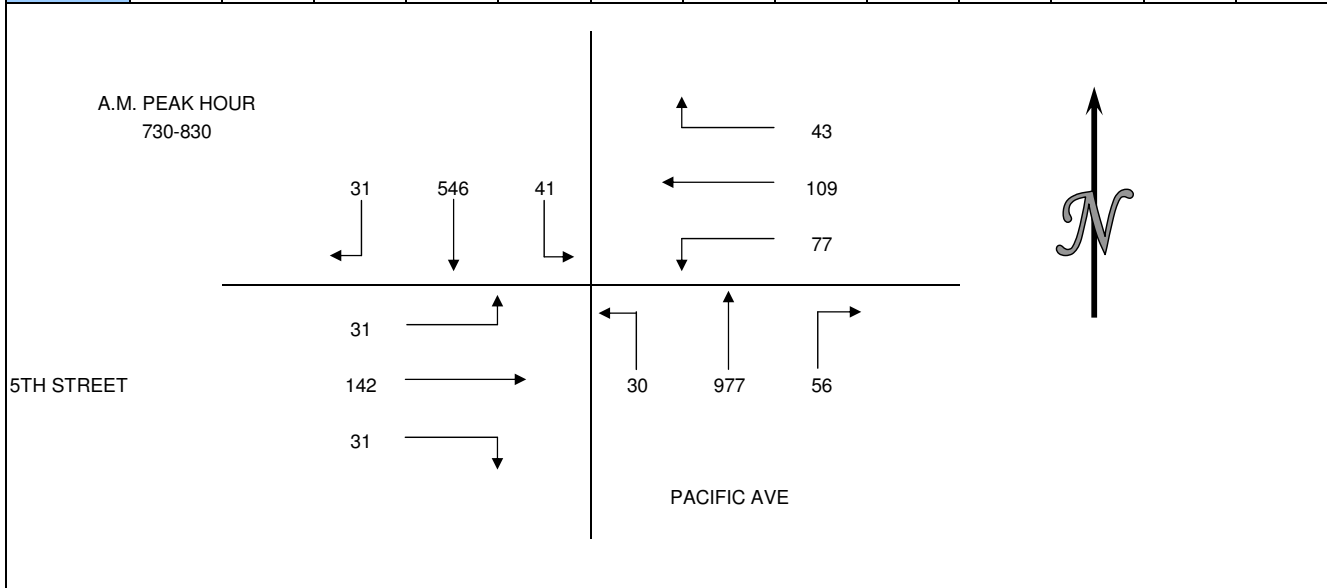
INTERSECTION TURNING MOVEMENT COUNT SUMMARY

Int 16

CLIENT: FEHR AND PEERS
 PROJECT: SAN PEDRO TRAFFIC COUNTS
 DATE: THURSDAY SEPTEMBER 27, 2007
 PERIOD: 7:00 AM TO 10:00 AM
 INTERSECTION: N/S PACIFIC AVE
 E/W 5TH STREET

15 MIN COUNTS													
PERIOD	1 SBRT	2 SBTH	3 SBLT	4 WBRT	5 WBTH	6 WBLT	7 NBRT	8 NBTH	9 NBLT	10 EBRT	11 EBTH	12 EBLT	TOTAL
700-715	2	101	6	9	12	21	6	166	1	2	19	2	347
715-730	4	121	5	7	15	10	13	202	4	6	21	6	414
730-745	13	161	12	18	40	20	10	283	5	11	34	11	618
745-800	11	149	11	13	38	19	18	269	9	5	41	5	588
800-815	1	122	12	4	18	30	15	227	9	10	30	10	488
815-830	6	114	6	8	13	8	13	198	7	5	37	5	420
830-845	4	98	7	7	10	15	12	160	11	7	23	7	361
845-900	4	81	6	5	11	4	13	129	7	6	17	6	289
900-915	3	81	8	19	22	14	23	112	6	6	27	6	327
915-930	5	72	11	10	9	10	19	142	9	9	20	9	325
930-945	6	103	10	8	10	5	12	103	5	17	19	17	315
945-1000	9	79	11	13	13	40	20	122	3	5	24	5	344

HOUR TOTALS													
TIME	1 SBRT	2 SBTH	3 SBLT	4 WBRT	5 WBTH	6 WBLT	7 NBRT	8 NBTH	9 NBLT	10 EBRT	11 EBTH	12 EBLT	TOTAL
700-800	30	532	34	47	105	70	47	920	19	24	115	24	1967
715-815	29	553	40	42	111	79	56	981	27	32	126	32	2108
730-830	31	546	41	43	109	77	56	977	30	31	142	31	2114
745-845	22	483	36	32	79	72	58	854	36	27	131	27	1857
800-900	15	415	31	24	52	57	53	714	34	28	107	28	1558
815-815	17	374	27	39	56	41	61	599	31	24	104	24	1397
830-930	16	332	32	41	52	43	67	543	33	28	87	28	1302
845-945	18	337	35	42	52	33	67	486	27	38	83	38	1256
900-1000	23	335	40	50	54	69	74	479	23	37	90	37	1311



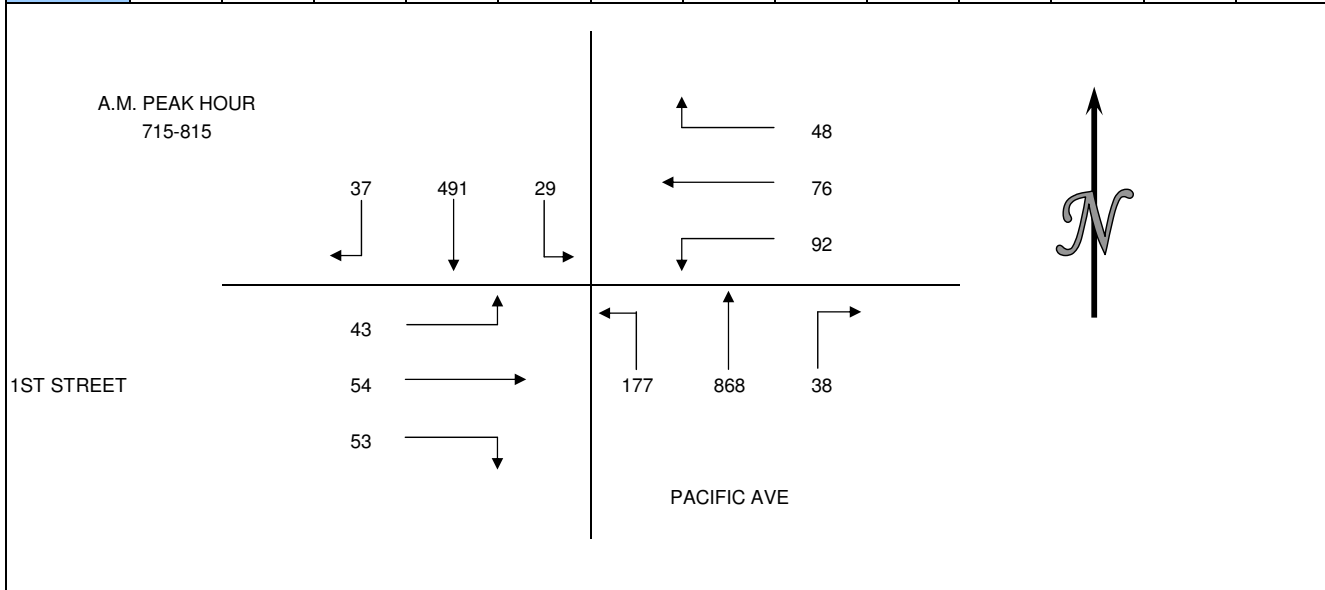
INTERSECTION TURNING MOVEMENT COUNT SUMMARY

Int 17

CLIENT: FEHR AND PEERS
 PROJECT: SAN PEDRO TRAFFIC COUNTS
 DATE: THURSDAY SEPTEMBER 27, 2007
 PERIOD: 7:00 AM TO 10:00 AM
 INTERSECTION: N/S PACIFIC AVE
 E/W 1ST STREET

15 MIN COUNTS													
PERIOD	1 SBRT	2 SBTH	3 SBLT	4 WBRT	5 WBTH	6 WBLT	7 NBRT	8 NBTH	9 NBLT	10 EBRT	11 EBTH	12 EBLT	TOTAL
700-715	3	77	5	4	21	8	3	162	47	10	12	5	357
715-730	4	101	6	17	10	26	9	193	64	13	8	7	458
730-745	11	134	8	9	19	41	13	236	33	14	9	10	537
745-800	10	138	8	11	37	21	4	250	51	18	23	14	585
800-815	12	118	7	11	10	4	12	189	29	8	14	12	426
815-830	6	91	3	5	11	6	6	159	31	14	18	8	358
830-845	8	89	8	9	25	23	9	149	48	14	8	5	395
845-900	8	71	3	8	36	11	8	121	29	13	6	4	318
900-915	5	61	5	6	18	12	6	124	18	6	13	10	284
915-930	4	72	1	3	17	6	5	125	25	13	9	4	284
930-945	12	98	5	8	14	9	12	107	28	17	11	8	329
945-1000	9	65	6	6	6	6	7	108	15	10	9	10	257

HOUR TOTALS													
TIME	1 SBRT	2 SBTH	3 SBLT	4 WBRT	5 WBTH	6 WBLT	7 NBRT	8 NBTH	9 NBLT	10 EBRT	11 EBTH	12 EBLT	TOTAL
700-800	28	450	27	41	87	96	29	841	195	55	52	36	1937
715-815	37	491	29	48	76	92	38	868	177	53	54	43	2006
730-830	39	481	26	36	77	72	35	834	144	54	64	44	1906
745-845	36	436	26	36	83	54	31	747	159	54	63	39	1764
800-900	34	369	21	33	82	44	35	618	137	49	46	29	1497
815-815	27	312	19	28	90	52	29	553	126	47	45	27	1355
830-930	25	293	17	26	96	52	28	519	120	46	36	23	1281
845-945	29	302	14	25	85	38	31	477	100	49	39	26	1215
900-1000	30	296	17	23	55	33	30	464	86	46	42	32	1154



WILTEC

Phone: (626) 564-1944 Fax: (626) 564-0969

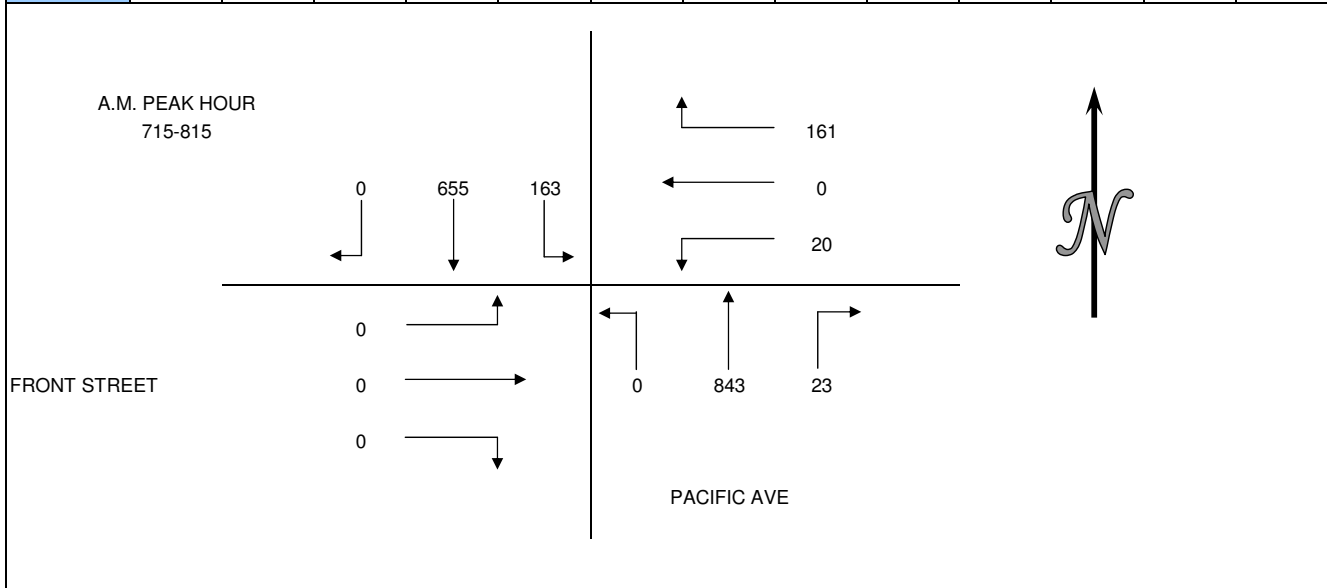
INTERSECTION TURNING MOVEMENT COUNT SUMMARY

Int 18

CLIENT: FEHR AND PEERS
 PROJECT: SAN PEDRO TRAFFIC COUNTS
 DATE: THURSDAY SEPTEMBER 27, 2007
 PERIOD: 7:00 AM TO 10:00 AM
 INTERSECTION: N/S PACIFIC AVE
 E/W FRONT STREET

15 MIN COUNTS													
PERIOD	1 SBRT	2 SBTH	3 SBLT	4 WBRT	5 WBTH	6 WBLT	7 NBRT	8 NBTH	9 NBLT	10 EBRT	11 EBTH	12 EBLT	TOTAL
700-715	0	96	21	23	0	1	1	150	0	0	0	0	292
715-730	0	113	33	31	0	0	5	194	0	0	0	0	376
730-745	0	208	50	63	0	7	3	256	0	0	0	0	587
745-800	0	186	43	39	0	7	10	210	0	0	0	0	495
800-815	0	148	37	28	0	6	5	183	0	0	0	0	407
815-830	0	127	42	33	0	1	8	141	0	0	0	0	352
830-845	0	115	28	41	0	3	5	138	0	0	0	0	330
845-900	0	85	37	31	0	1	5	103	0	0	0	0	262
900-915	0	79	23	30	0	1	5	145	0	0	0	0	283
915-930	0	80	29	37	0	1	4	101	0	0	0	0	252
930-945	0	103	27	40	0	0	3	97	0	0	0	0	270
945-1000	0	85	25	27	0	0	2	93	0	0	0	0	232

HOUR TOTALS													
TIME	1 SBRT	2 SBTH	3 SBLT	4 WBRT	5 WBTH	6 WBLT	7 NBRT	8 NBTH	9 NBLT	10 EBRT	11 EBTH	12 EBLT	TOTAL
700-800	0	603	147	156	0	15	19	810	0	0	0	0	1750
715-815	0	655	163	161	0	20	23	843	0	0	0	0	1865
730-830	0	669	172	163	0	21	26	790	0	0	0	0	1841
745-845	0	576	150	141	0	17	28	672	0	0	0	0	1584
800-900	0	475	144	133	0	11	23	565	0	0	0	0	1351
815-815	0	406	130	135	0	6	23	527	0	0	0	0	1227
830-930	0	359	117	139	0	6	19	487	0	0	0	0	1127
845-945	0	347	116	138	0	3	17	446	0	0	0	0	1067
900-1000	0	347	104	134	0	2	14	436	0	0	0	0	1037



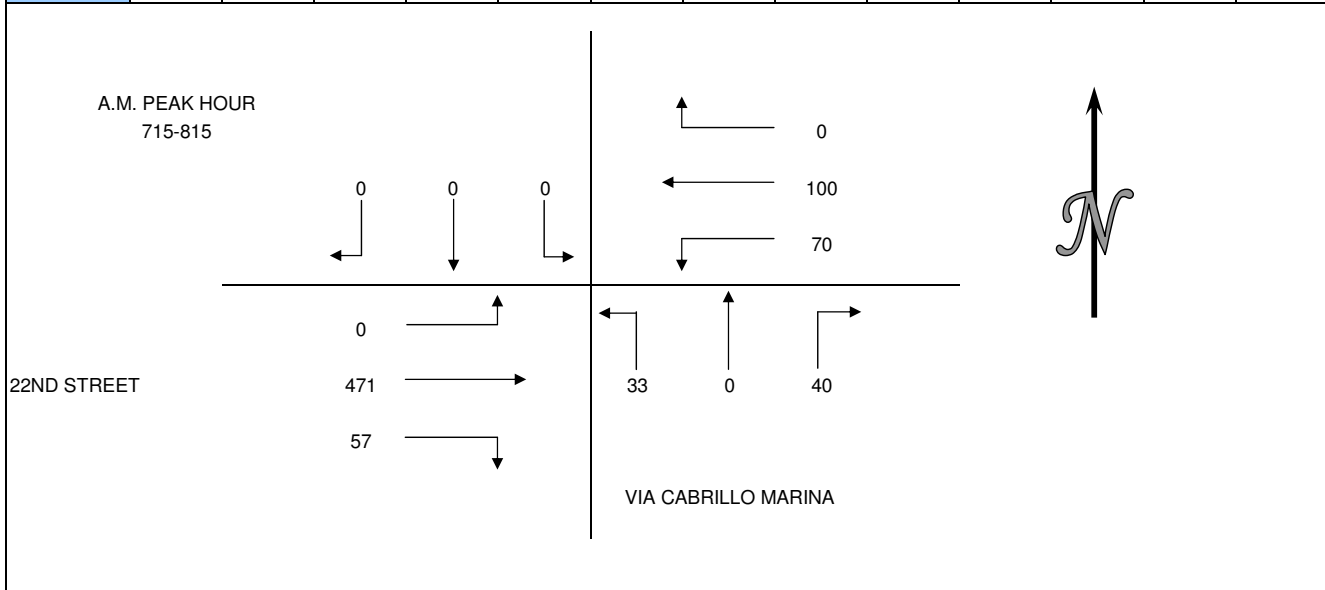
INTERSECTION TURNING MOVEMENT COUNT SUMMARY

Int 19

CLIENT: FEHR AND PEERS
 PROJECT: SAN PEDRO TRAFFIC COUNTS
 DATE: WEDNESDAY SEPTEMBER 26, 2007
 PERIOD: 7:00 AM TO 10:00 AM
 INTERSECTION: N/S VIA CABRILLO MARINA
 E/W 22ND STREET

15 MIN COUNTS													
PERIOD	1 SBRT	2 SBTH	3 SBLT	4 WBRT	5 WBTH	6 WBLT	7 NBRT	8 NBTH	9 NBLT	10 EBRT	11 EBTH	12 EBLT	TOTAL
700-715	0	0	0	0	19	15	4	0	7	11	97	0	153
715-730	0	0	0	0	26	11	9	0	8	8	126	0	188
730-745	0	0	0	0	25	13	12	0	10	14	146	0	220
745-800	0	0	0	0	24	25	7	0	10	21	112	0	199
800-815	0	0	0	0	25	21	12	0	5	14	87	0	164
815-830	0	0	0	0	18	18	12	0	8	21	58	0	135
830-845	0	0	0	0	24	15	12	0	12	17	71	0	151
845-900	0	0	0	0	21	23	11	0	14	23	64	0	156
900-915	0	0	0	0	14	18	8	0	5	13	32	0	90
915-930	0	0	0	0	33	23	21	0	18	21	31	0	147
930-945	0	0	0	0	24	23	22	0	22	25	49	0	165
945-1000	0	0	0	0	27	26	27	0	28	22	51	0	181

HOUR TOTALS													
TIME	1 SBRT	2 SBTH	3 SBLT	4 WBRT	5 WBTH	6 WBLT	7 NBRT	8 NBTH	9 NBLT	10 EBRT	11 EBTH	12 EBLT	TOTAL
700-800	0	0	0	0	94	64	32	0	35	54	481	0	760
715-815	0	0	0	0	100	70	40	0	33	57	471	0	771
730-830	0	0	0	0	92	77	43	0	33	70	403	0	718
745-845	0	0	0	0	91	79	43	0	35	73	328	0	649
800-900	0	0	0	0	88	77	47	0	39	75	280	0	606
815-815	0	0	0	0	77	74	43	0	39	74	225	0	532
830-930	0	0	0	0	92	79	52	0	49	74	198	0	544
845-945	0	0	0	0	92	87	62	0	59	82	176	0	558
900-1000	0	0	0	0	98	90	78	0	73	81	163	0	583



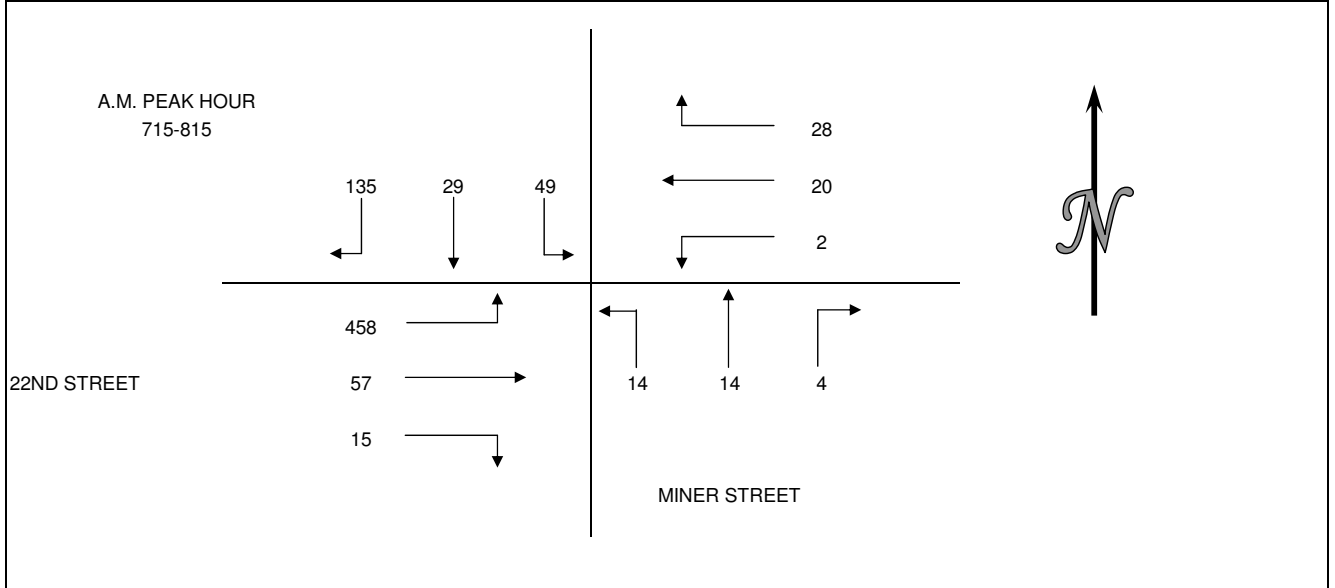
INTERSECTION TURNING MOVEMENT COUNT SUMMARY

Int 20

CLIENT: FEHR AND PEERS
 PROJECT: SAN PEDRO TRAFFIC COUNTS
 DATE: WEDNESDAY SEPTEMBER 26, 2007
 PERIOD: 7:00 AM TO 10:00 AM
 INTERSECTION: N/S MINER STREET
 E/W 22ND STREET

15 MIN COUNTS													
PERIOD	1 SBRT	2 SBTH	3 SBLT	4 WBRT	5 WBTH	6 WBLT	7 NBRT	8 NBTH	9 NBLT	10 EBRT	11 EBTH	12 EBLT	TOTAL
700-715	25	3	5	4	7	1	0	4	3	2	6	97	157
715-730	32	6	10	9	7	0	0	3	6	3	9	108	193
730-745	25	7	10	3	5	1	1	4	1	4	16	135	212
745-800	33	9	11	7	3	0	0	5	3	4	17	123	215
800-815	45	7	18	9	5	1	3	2	4	4	15	92	205
815-830	36	7	17	6	9	0	1	4	3	3	10	71	167
830-845	20	3	18	14	7	1	0	3	1	2	16	67	152
845-900	30	5	15	8	13	2	0	7	4	1	15	43	143
900-915	37	2	13	9	9	0	0	9	1	3	16	52	151
915-930	28	3	12	16	11	0	0	4	3	3	12	42	134
930-945	34	7	15	8	7	0	0	3	1	4	12	36	127
945-1000	33	9	12	12	6	2	0	9	5	3	14	33	138

HOUR TOTALS													
TIME	1 SBRT	2 SBTH	3 SBLT	4 WBRT	5 WBTH	6 WBLT	7 NBRT	8 NBTH	9 NBLT	10 EBRT	11 EBTH	12 EBLT	TOTAL
700-800	115	25	36	23	22	2	1	16	13	13	48	463	777
715-815	135	29	49	28	20	2	4	14	14	15	57	458	825
730-830	139	30	56	25	22	2	5	15	11	15	58	421	799
745-845	134	26	64	36	24	2	4	14	11	13	58	353	739
800-900	131	22	68	37	34	4	4	16	12	10	56	273	667
815-815	123	17	63	37	38	3	1	23	9	9	57	233	613
830-930	115	13	58	47	40	3	0	23	9	9	59	204	580
845-945	129	17	55	41	40	2	0	23	9	11	55	173	555
900-1000	132	21	52	45	33	2	0	25	10	13	54	163	550



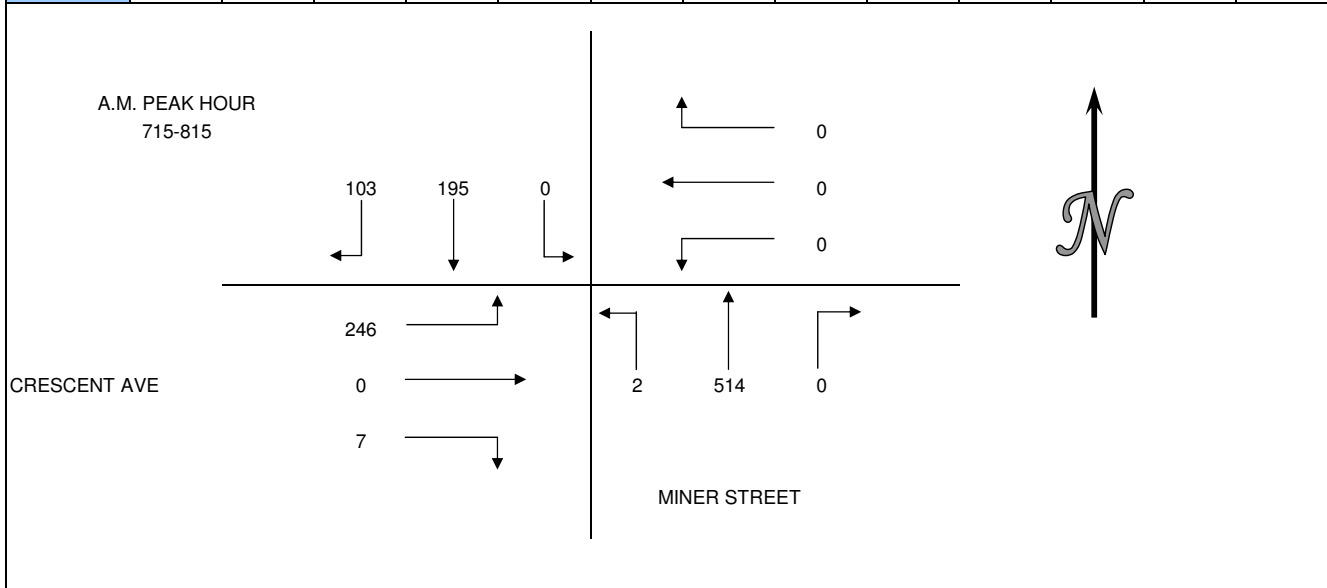
INTERSECTION TURNING MOVEMENT COUNT SUMMARY

Int 21

CLIENT: FEHR AND PEERS
 PROJECT: SAN PEDRO TRAFFIC COUNTS
 DATE: WEDNESDAY SEPTEMBER 26, 2007
 PERIOD: 7:00 AM TO 10:00 AM
 INTERSECTION: N/S MINER STREET
 E/W CRESCENT AVE

15 MIN COUNTS													
PERIOD	1 SBRT	2 SBTH	3 SBLT	4 WBRT	5 WBTH	6 WBLT	7 NBRT	8 NBTH	9 NBLT	10 EBRT	11 EBTH	12 EBLT	TOTAL
700-715	11	27	0	0	0	0	0	85	1	1	0	38	163
715-730	15	41	0	0	0	0	0	113	1	2	0	55	227
730-745	34	35	0	0	0	0	0	140	1	2	0	78	290
745-800	25	62	0	0	0	0	0	152	0	3	0	60	302
800-815	29	57	0	0	0	0	0	109	0	0	0	53	248
815-830	14	60	0	0	0	0	0	86	0	1	0	40	201
830-845	16	42	0	0	0	0	0	79	5	3	0	27	172
845-900	12	51	0	0	0	0	0	60	0	1	0	18	142
900-915	12	61	0	0	0	0	0	70	0	1	0	19	163
915-930	16	37	0	0	0	0	0	57	1	2	0	17	130
930-945	19	58	0	0	0	0	0	53	0	0	0	20	150
945-1000	12	44	0	0	0	0	0	57	1	0	0	17	131

HOUR TOTALS													
TIME	1 SBRT	2 SBTH	3 SBLT	4 WBRT	5 WBTH	6 WBLT	7 NBRT	8 NBTH	9 NBLT	10 EBRT	11 EBTH	12 EBLT	TOTAL
700-800	85	165	0	0	0	0	0	490	3	8	0	231	982
715-815	103	195	0	0	0	0	0	514	2	7	0	246	1067
730-830	102	214	0	0	0	0	0	487	1	6	0	231	1041
745-845	84	221	0	0	0	0	0	426	5	7	0	180	923
800-900	71	210	0	0	0	0	0	334	5	5	0	138	763
815-815	54	214	0	0	0	0	0	295	5	6	0	104	678
830-930	56	191	0	0	0	0	0	266	6	7	0	81	607
845-945	59	207	0	0	0	0	0	240	1	4	0	74	585
900-1000	59	200	0	0	0	0	0	237	2	3	0	73	574



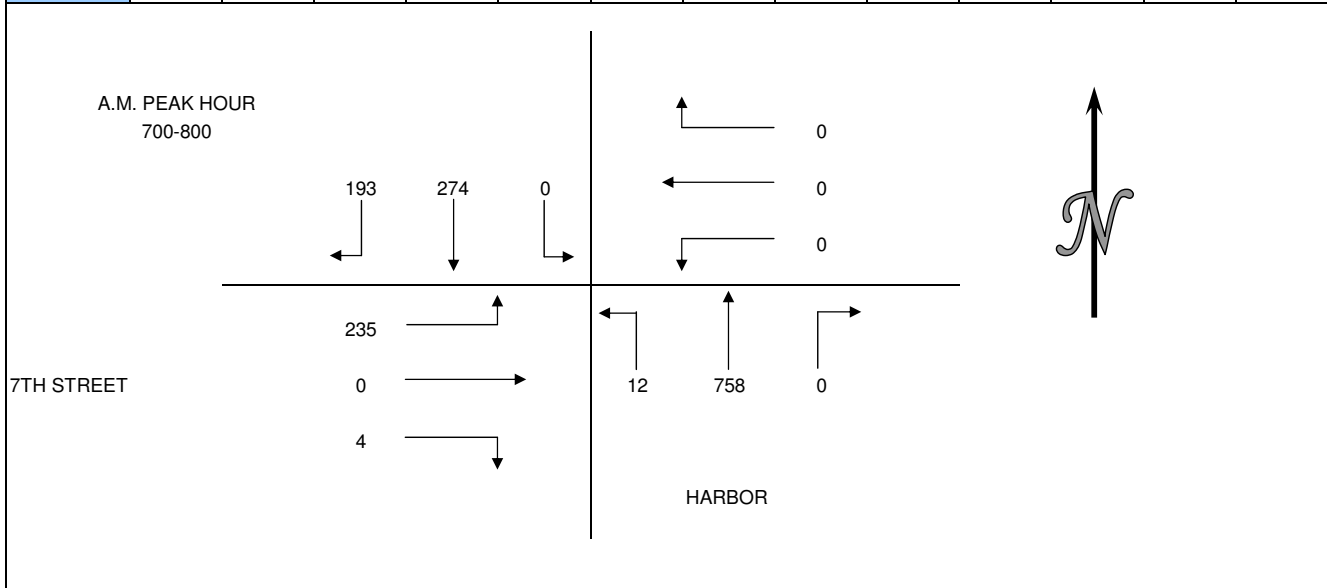
INTERSECTION TURNING MOVEMENT COUNT SUMMARY

Int 22

CLIENT: FEHR AND PEERS
 PROJECT: SAN PEDRO TRAFFIC COUNTS
 DATE: WEDNESDAY SEPTEMBER 26, 2007
 PERIOD: 7:00 AM TO 10:00 AM
 INTERSECTION: N/S HARBOR
 E/W 7TH STREET

15 MIN COUNTS													
PERIOD	1 SBRT	2 SBTH	3 SBLT	4 WBRT	5 WBTH	6 WBLT	7 NBRT	8 NBTH	9 NBLT	10 EBRT	11 EBTH	12 EBLT	TOTAL
700-715	53	66	0	0	0	0	0	175	0	1	0	46	341
715-730	53	66	0	0	0	0	0	160	4	2	0	48	333
730-745	30	53	0	0	0	0	0	227	2	1	0	60	373
745-800	57	89	0	0	0	0	0	196	6	0	0	81	429
800-815	41	80	0	0	0	0	0	147	4	2	0	56	330
815-830	42	88	0	0	0	0	0	119	2	1	0	43	295
830-845	30	69	0	0	0	0	0	98	2	1	0	39	239
845-900	38	61	0	0	0	0	0	76	2	1	0	28	206
900-915	34	64	0	0	0	0	0	88	6	4	0	41	237
915-930	26	52	0	0	0	0	0	81	2	2	0	40	203
930-945	20	64	0	0	0	0	0	73	1	1	0	45	204
945-1000	28	63	0	0	0	0	0	63	2	1	0	19	176

HOUR TOTALS													
TIME	1 SBRT	2 SBTH	3 SBLT	4 WBRT	5 WBTH	6 WBLT	7 NBRT	8 NBTH	9 NBLT	10 EBRT	11 EBTH	12 EBLT	TOTAL
700-800	193	274	0	0	0	0	0	758	12	4	0	235	1476
715-815	181	288	0	0	0	0	0	730	16	5	0	245	1465
730-830	170	310	0	0	0	0	0	689	14	4	0	240	1427
745-845	170	326	0	0	0	0	0	560	14	4	0	219	1293
800-900	151	298	0	0	0	0	0	440	10	5	0	166	1070
815-815	144	282	0	0	0	0	0	381	12	7	0	151	977
830-930	128	246	0	0	0	0	0	343	12	8	0	148	885
845-945	118	241	0	0	0	0	0	318	11	8	0	154	850
900-1000	108	243	0	0	0	0	0	305	11	8	0	145	820



WILTEC

Phone: (626) 564-1944 Fax: (626) 564-0969

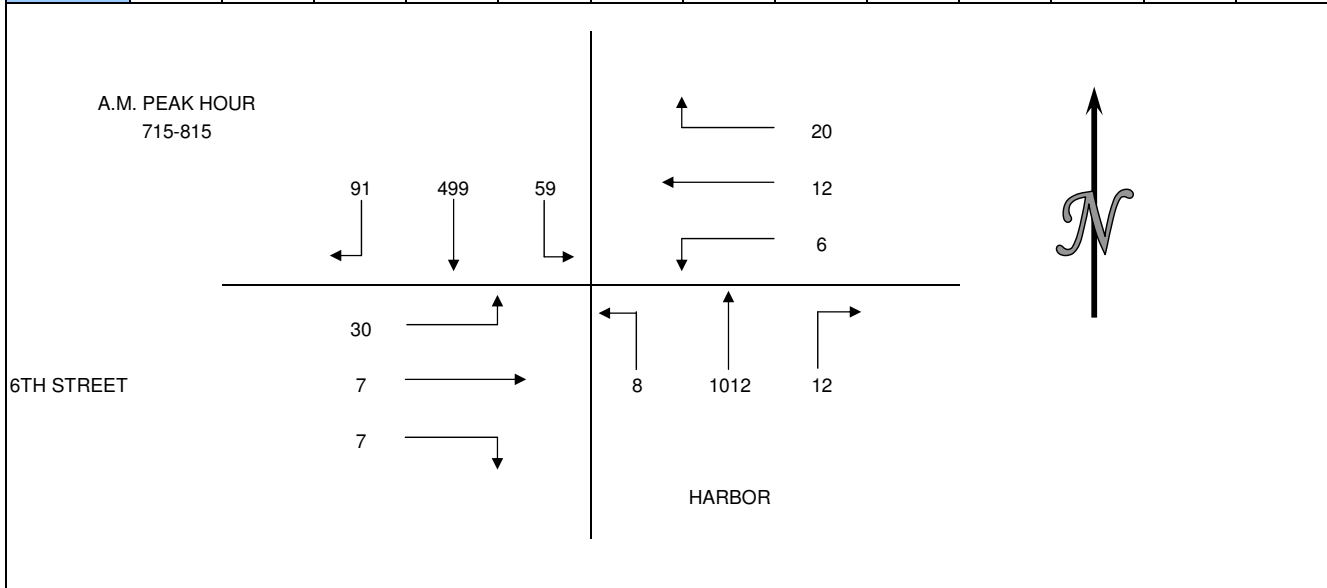
INTERSECTION TURNING MOVEMENT COUNT SUMMARY

Int 23

CLIENT: FEHR AND PEERS
 PROJECT: SAN PEDRO TRAFFIC COUNTS
 DATE: WEDNESDAY SEPTEMBER 26, 2007
 PERIOD: 7:00 AM TO 10:00 AM
 INTERSECTION: N/S HARBOR
 E/W 6TH STREET

15 MIN COUNTS													
PERIOD	1 SBRT	2 SBTH	3 SBLT	4 WBRT	5 WBTH	6 WBLT	7 NBRT	8 NBTH	9 NBLT	10 EBRT	11 EBTH	12 EBLT	TOTAL
700-715	11	109	12	3	1	1	2	182	0	0	9	2	332
715-730	24	92	12	0	3	1	1	221	2	2	1	2	361
730-745	17	103	8	3	1	2	5	284	1	0	1	8	433
745-800	22	137	25	10	1	2	0	282	3	4	1	10	497
800-815	28	167	14	7	7	1	6	225	2	1	4	10	472
815-830	22	104	16	5	0	3	6	156	0	0	6	4	322
830-845	18	90	15	8	6	0	7	133	2	1	1	5	286
845-900	24	95	40	9	7	3	5	107	3	1	3	6	303
900-915	18	80	21	6	11	4	9	103	4	2	3	2	263
915-930	16	91	32	16	9	0	14	122	4	1	4	6	315
930-945	12	88	27	9	4	2	10	91	2	1	3	8	257
945-1000	25	85	19	11	6	1	4	96	3	1	3	5	259

HOUR TOTALS													
TIME	1 SBRT	2 SBTH	3 SBLT	4 WBRT	5 WBTH	6 WBLT	7 NBRT	8 NBTH	9 NBLT	10 EBRT	11 EBTH	12 EBLT	TOTAL
700-800	74	441	57	16	6	6	8	969	6	6	12	22	1623
715-815	91	499	59	20	12	6	12	1012	8	7	7	30	1763
730-830	89	511	63	25	9	8	17	947	6	5	12	32	1724
745-845	90	498	70	30	14	6	19	796	7	6	12	29	1577
800-900	92	456	85	29	20	7	24	621	7	3	14	25	1383
815-815	82	369	92	28	24	10	27	499	9	4	13	17	1174
830-930	76	356	108	39	33	7	35	465	13	5	11	19	1167
845-945	70	354	120	40	31	9	38	423	13	5	13	22	1138
900-1000	71	344	99	42	30	7	37	412	13	5	13	21	1094

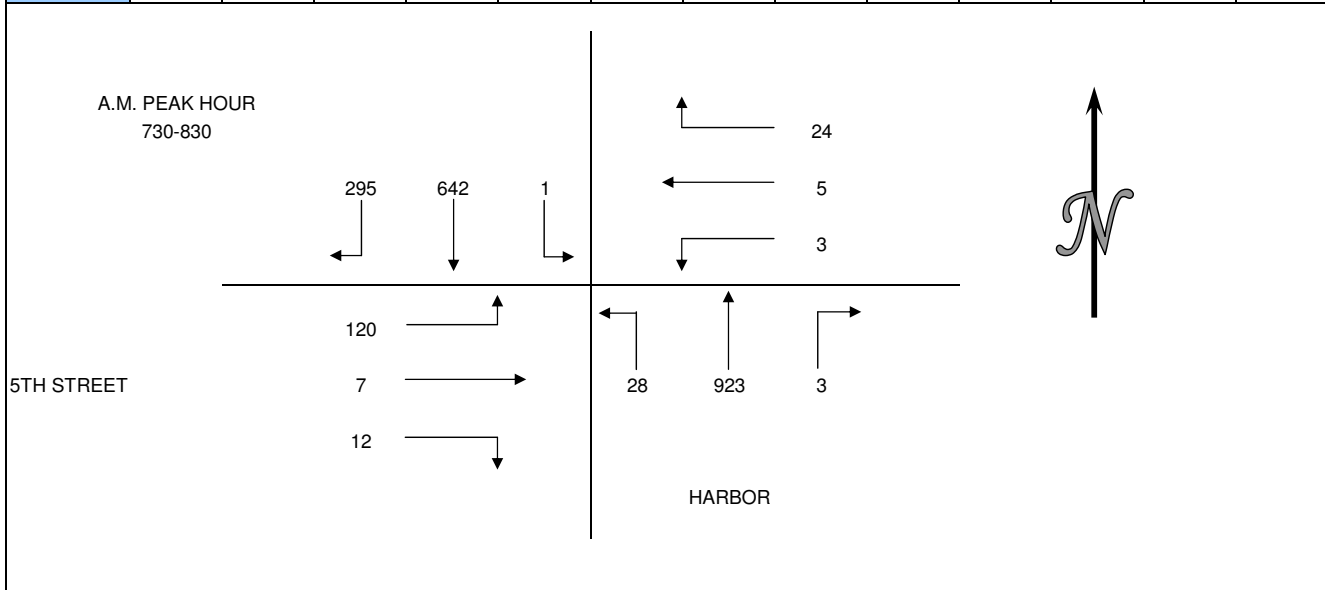


INTERSECTION TURNING MOVEMENT COUNT SUMMARY
Int 24

CLIENT: FEHR AND PEERS
 PROJECT: SAN PEDRO TRAFFIC COUNTS
 DATE: WEDNESDAY SEPTEMBER 26, 2007
 PERIOD: 7:00 AM TO 10:00 AM
 INTERSECTION: N/S HARBOR
 E/W 5TH STREET

15 MIN COUNTS													
PERIOD	1 SBRT	2 SBTH	3 SBLT	4 WBRT	5 WBTH	6 WBLT	7 NBRT	8 NBTH	9 NBLT	10 EBRT	11 EBTH	12 EBLT	TOTAL
700-715	37	135	1	4	1	0	0	210	3	2	1	16	410
715-730	51	142	0	1	1	0	0	234	5	0	1	28	463
730-745	79	137	1	2	1	1	1	288	7	5	0	34	556
745-800	81	170	0	9	1	1	0	250	7	3	2	34	558
800-815	57	154	0	4	1	1	1	202	4	4	3	20	451
815-830	78	181	0	9	2	0	1	183	10	0	2	32	498
830-845	41	164	0	4	1	0	0	157	0	2	1	19	389
845-900	56	134	0	2	1	0	0	139	0	2	0	13	347
900-915	53	129	0	8	1	1	1	105	12	5	1	15	331
915-930	31	104	0	4	0	0	0	114	3	8	3	18	285
930-945	28	129	0	6	0	1	0	118	3	2	2	19	308
945-1000	36	119	0	3	2	0	0	106	5	1	3	16	291

HOUR TOTALS													
TIME	1 SBRT	2 SBTH	3 SBLT	4 WBRT	5 WBTH	6 WBLT	7 NBRT	8 NBTH	9 NBLT	10 EBRT	11 EBTH	12 EBLT	TOTAL
700-800	248	584	2	16	4	2	1	982	22	10	4	112	1987
715-815	268	603	1	16	4	3	2	974	23	12	6	116	2028
730-830	295	642	1	24	5	3	3	923	28	12	7	120	2063
745-845	257	669	0	26	5	2	2	792	21	9	8	105	1896
800-900	232	633	0	19	5	1	2	681	14	8	6	84	1685
815-815	228	608	0	23	5	1	2	584	22	9	4	79	1565
830-930	181	531	0	18	3	1	1	515	15	17	5	65	1352
845-945	168	496	0	20	2	2	1	476	18	17	6	65	1271
900-1000	148	481	0	21	3	2	1	443	23	16	9	68	1215



WILTEC

Phone: (626) 564-1944 Fax: (626) 564-0969

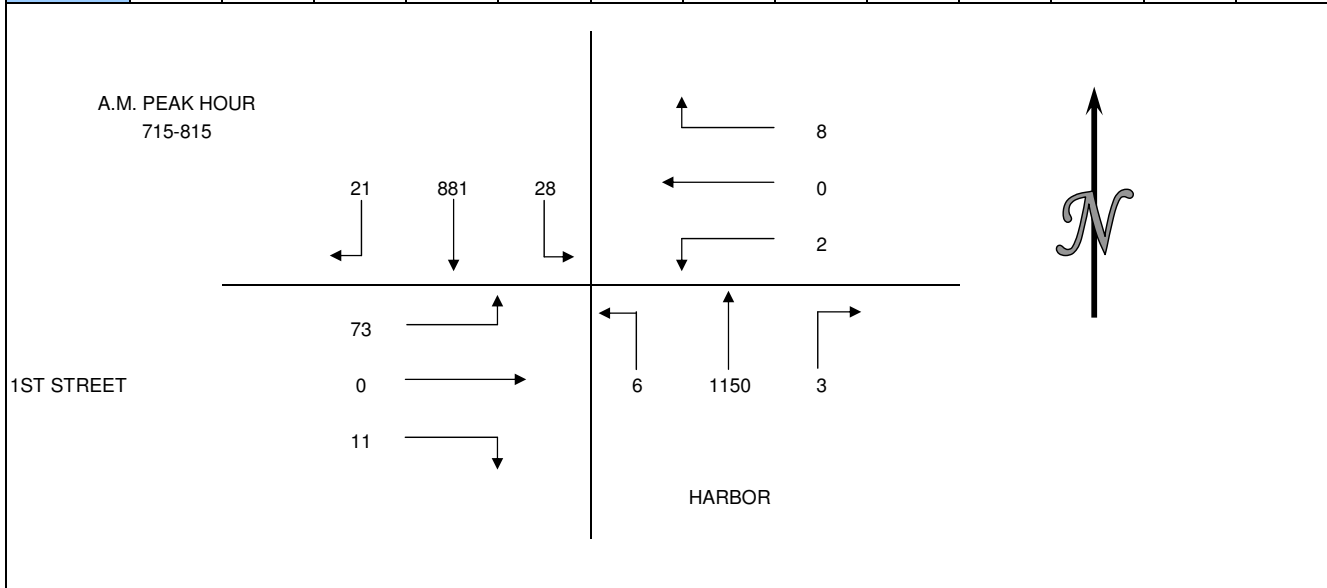
INTERSECTION TURNING MOVEMENT COUNT SUMMARY

Int 25

CLIENT: FEHR AND PEERS
 PROJECT: SAN PEDRO TRAFFIC COUNTS
 DATE: WEDNESDAY SEPTEMBER 26, 2007
 PERIOD: 7:00 AM TO 10:00 AM
 INTERSECTION: N/S HARBOR
 E/W 1ST STREET

15 MIN COUNTS													
PERIOD	1 SBRT	2 SBTH	3 SBLT	4 WBRT	5 WBTH	6 WBLT	7 NBRT	8 NBTH	9 NBLT	10 EBRT	11 EBTH	12 EBLT	TOTAL
700-715	4	174	4	4	0	0	0	230	1	2	1	14	434
715-730	2	189	3	1	0	0	0	247	0	3	0	14	459
730-745	6	224	5	2	0	0	0	338	3	4	0	20	602
745-800	4	231	10	3	0	1	1	307	1	1	0	23	582
800-815	9	237	10	2	0	1	2	258	2	3	0	16	540
815-830	4	201	7	5	0	0	2	200	3	3	0	12	437
830-845	6	216	7	5	1	2	1	175	1	1	0	16	431
845-900	1	210	5	5	0	1	0	150	1	6	1	9	389
900-915	6	175	5	3	0	0	0	146	0	3	1	5	344
915-930	4	133	4	2	0	0	1	169	2	1	1	5	322
930-945	4	139	7	10	0	2	0	131	1	5	0	14	313
945-1000	6	181	6	1	1	0	1	110	3	3	0	9	321

HOUR TOTALS													
TIME	1 SBRT	2 SBTH	3 SBLT	4 WBRT	5 WBTH	6 WBLT	7 NBRT	8 NBTH	9 NBLT	10 EBRT	11 EBTH	12 EBLT	TOTAL
700-800	16	818	22	10	0	1	1	1122	5	10	1	71	2077
715-815	21	881	28	8	0	2	3	1150	6	11	0	73	2183
730-830	23	893	32	12	0	2	5	1103	9	11	0	71	2161
745-845	23	885	34	15	1	4	6	940	7	8	0	67	1990
800-900	20	864	29	17	1	4	5	783	7	13	1	53	1797
815-815	17	802	24	18	1	3	3	671	5	13	2	42	1601
830-930	17	734	21	15	1	3	2	640	4	11	3	35	1486
845-945	15	657	21	20	0	3	1	596	4	15	3	33	1368
900-1000	20	628	22	16	1	2	2	556	6	12	2	33	1300



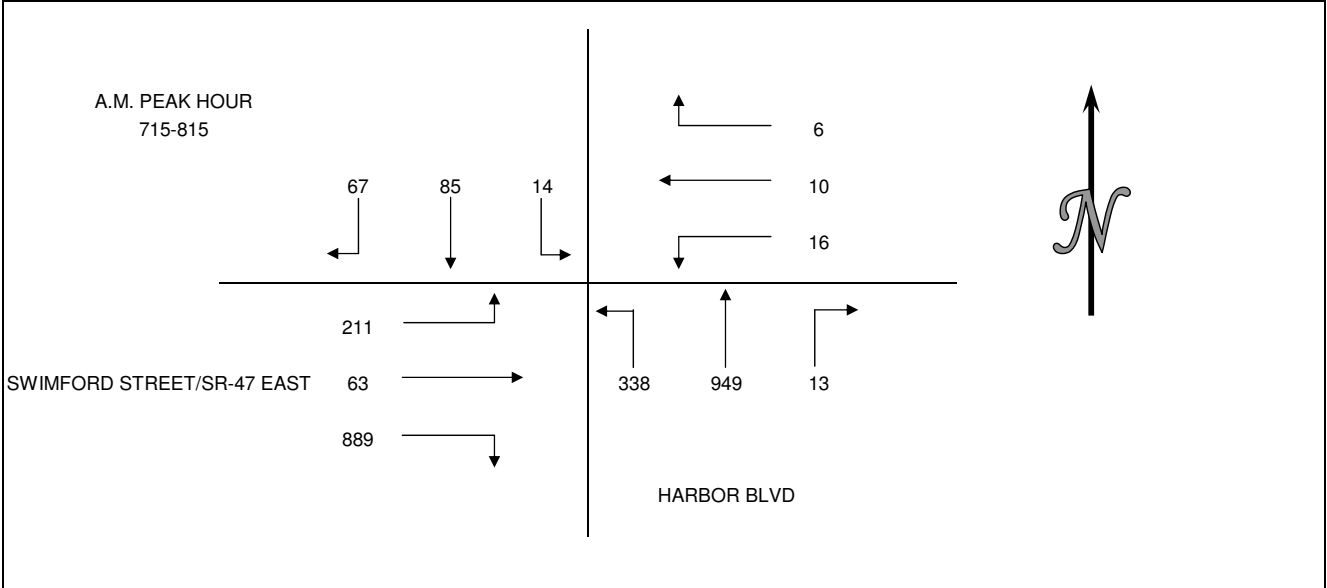
INTERSECTION TURNING MOVEMENT COUNT SUMMARY

Int 26

CLIENT: FEHR AND PEERS
 PROJECT: SAN PEDRO TRAFFIC COUNTS
 DATE: WEDNESDAY SEPTEMBER 26, 2007
 PERIOD: 7:00 AM TO 10:00 AM
 INTERSECTION: N/S HARBOR BLVD
 E/W SWIMFORD STREET/SR-47 EASTBOUND RAMP

15 MIN COUNTS													
PERIOD	1 SBRT	2 SBTH	3 SBLT	4 WBRT	5 WBTH	6 WBLT	7 NBRT	8 NBTH	9 NBLT	10 EBRT	11 EBTH	12 EBLT	TOTAL
700-715	16	13	1	6	2	3	6	132	53	170	4	31	437
715-730	11	18	3	2	1	3	3	198	62	179	17	54	551
730-745	14	19	2	1	3	4	2	268	93	208	12	40	666
745-800	22	24	2	1	3	5	4	261	103	246	14	47	732
800-815	20	24	7	2	3	4	4	222	80	256	20	70	712
815-830	19	16	2	3	4	2	2	142	84	212	15	48	549
830-845	19	30	5	1	1	1	6	113	50	192	10	43	471
845-900	14	23	9	1	3	4	2	159	60	208	12	54	549
900-915	15	25	14	4	1	2	3	112	58	172	3	41	450
915-930	16	28	8	2	2	4	4	131	37	176	9	40	457
930-945	17	20	5	2	1	4	5	120	35	157	8	33	407
945-1000	19	26	6	1	1	3	6	123	45	176	16	59	481

HOUR TOTALS													
TIME	1 SBRT	2 SBTH	3 SBLT	4 WBRT	5 WBTH	6 WBLT	7 NBRT	8 NBTH	9 NBLT	10 EBRT	11 EBTH	12 EBLT	TOTAL
700-800	63	74	8	10	9	15	15	859	311	803	47	172	2386
715-815	67	85	14	6	10	16	13	949	338	889	63	211	2661
730-830	75	83	13	7	13	15	12	893	360	922	61	205	2659
745-845	80	94	16	7	11	12	16	738	317	906	59	208	2464
800-900	72	93	23	7	11	11	14	636	274	868	57	215	2281
815-815	67	94	30	9	9	9	13	526	252	784	40	186	2019
830-930	64	106	36	8	7	11	15	515	205	748	34	178	1927
845-945	62	96	36	9	7	14	14	522	190	713	32	168	1863
900-1000	67	99	33	9	5	13	18	486	175	681	36	173	1795



WILTEC

Phone: (626) 564-1944 Fax: (626) 564-0969

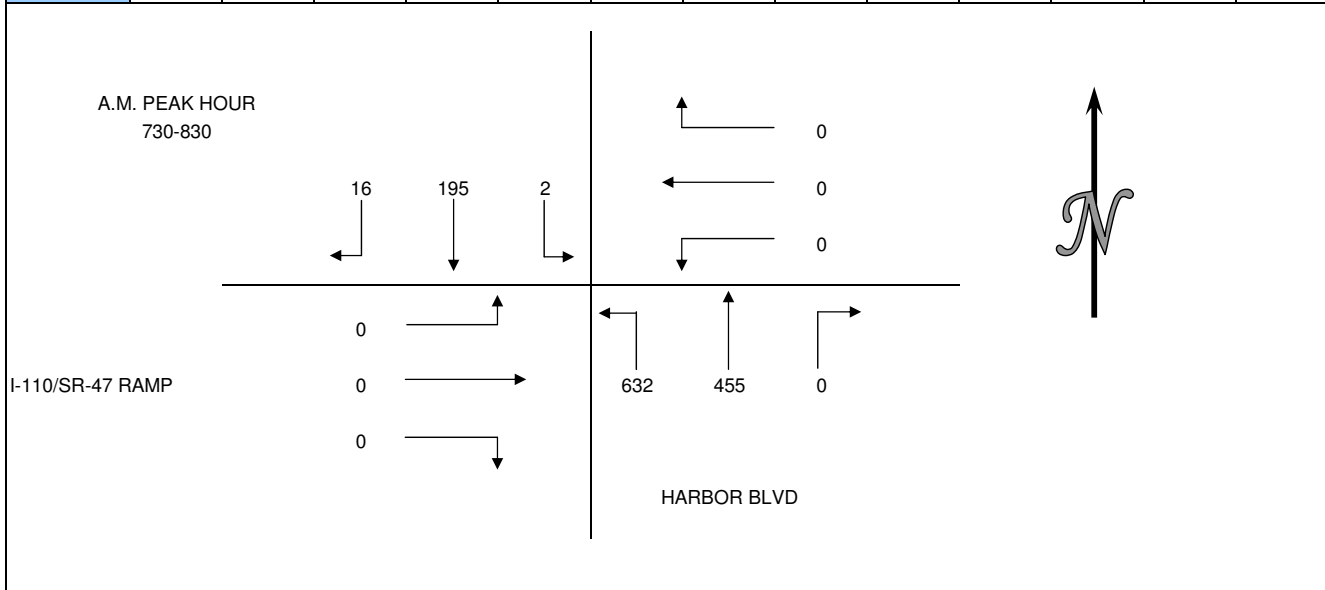
INTERSECTION TURNING MOVEMENT COUNT SUMMARY

Int 27

CLIENT: FEHR AND PEERS
 PROJECT: SAN PEDRO TRAFFIC COUNTS
 DATE: WEDNESDAY SEPTEMBER 26, 2007
 PERIOD: 7:00 AM TO 10:00 AM
 INTERSECTION: N/S HARBOR BLVD
 E/W I-110/SR-47 RAMP

15 MIN COUNTS													
PERIOD	1 SBRT	2 SBTH	3 SBLT	4 WBRT	5 WBTH	6 WBLT	7 NBRT	8 NBTH	9 NBLT	10 EBRT	11 EBTH	12 EBLT	TOTAL
700-715	3	21	0	0	0	0	0	71	155	0	0	0	250
715-730	2	36	1	0	0	0	0	81	135	0	0	0	255
730-745	1	43	0	0	0	0	0	111	174	0	0	0	329
745-800	5	49	0	0	0	0	0	124	197	0	0	0	375
800-815	4	48	2	0	0	0	0	97	126	0	0	0	277
815-830	6	55	0	0	0	0	0	123	135	0	0	0	319
830-845	3	35	2	0	0	0	0	105	109	0	0	0	254
845-900	7	47	0	0	0	0	0	86	89	0	0	0	229
900-915	6	54	2	0	0	0	0	95	83	0	0	0	240
915-930	7	45	1	0	0	0	0	93	95	0	0	0	241
930-945	8	46	0	0	0	0	0	90	69	0	0	0	213
945-1000	4	51	0	0	0	0	0	74	68	0	0	0	197

HOUR TOTALS													
TIME	1 SBRT	2 SBTH	3 SBLT	4 WBRT	5 WBTH	6 WBLT	7 NBRT	8 NBTH	9 NBLT	10 EBRT	11 EBTH	12 EBLT	TOTAL
700-800	11	149	1	0	0	0	0	387	661	0	0	0	1209
715-815	12	176	3	0	0	0	0	413	632	0	0	0	1236
730-830	16	195	2	0	0	0	0	455	632	0	0	0	1300
745-845	18	187	4	0	0	0	0	449	567	0	0	0	1225
800-900	20	185	4	0	0	0	0	411	459	0	0	0	1079
815-815	22	191	4	0	0	0	0	409	416	0	0	0	1042
830-930	23	181	5	0	0	0	0	379	376	0	0	0	964
845-945	28	192	3	0	0	0	0	364	336	0	0	0	923
900-1000	25	196	3	0	0	0	0	352	315	0	0	0	891



WILTEC

Phone: (626) 564-1944 Fax: (626) 564-0969

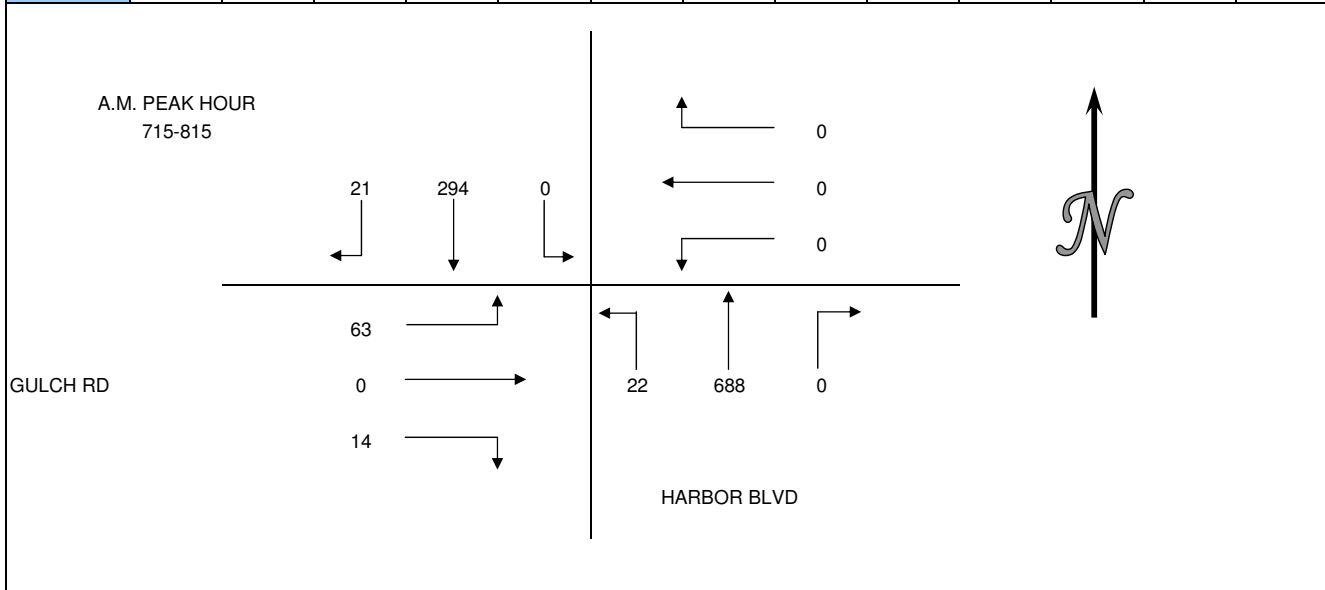
INTERSECTION TURNING MOVEMENT COUNT SUMMARY

Int 28

CLIENT: FEHR AND PEERS
 PROJECT: SAN PEDRO TRAFFIC COUNTS
 DATE: WEDNESDAY SEPTEMBER 26, 2007
 PERIOD: 7:00 AM TO 10:00 AM
 INTERSECTION: N/S HARBOR BLVD
 E/W GULCH RD

15 MIN COUNTS													
PERIOD	1 SBRT	2 SBTH	3 SBLT	4 WBRT	5 WBTH	6 WBLT	7 NBRT	8 NBTH	9 NBLT	10 EBRT	11 EBTH	12 EBLT	TOTAL
700-715	1	53	0	0	0	0	0	162	2	3	0	19	240
715-730	5	50	0	0	0	0	0	159	0	4	0	16	234
730-745	4	84	0	0	0	0	0	195	2	1	0	13	299
745-800	6	70	0	0	0	0	0	185	5	3	0	16	285
800-815	6	90	0	0	0	0	0	149	15	6	0	18	284
815-830	5	76	0	0	0	0	0	116	3	3	0	9	212
830-845	3	45	0	0	0	0	0	94	5	7	0	10	164
845-900	2	58	0	0	0	0	0	78	7	4	0	5	154
900-915	2	64	0	0	0	0	0	78	3	4	0	9	160
915-930	2	56	0	0	0	0	0	72	6	5	0	5	146
930-945	6	48	0	0	0	0	0	84	5	3	0	4	150
945-1000	9	61	0	0	0	0	0	59	4	6	0	5	144

HOUR TOTALS													
TIME	1 SBRT	2 SBTH	3 SBLT	4 WBRT	5 WBTH	6 WBLT	7 NBRT	8 NBTH	9 NBLT	10 EBRT	11 EBTH	12 EBLT	TOTAL
700-800	16	257	0	0	0	0	0	701	9	11	0	64	1058
715-815	21	294	0	0	0	0	0	688	22	14	0	63	1102
730-830	21	320	0	0	0	0	0	645	25	13	0	56	1080
745-845	20	281	0	0	0	0	0	544	28	19	0	53	945
800-900	16	269	0	0	0	0	0	437	30	20	0	42	814
815-815	12	243	0	0	0	0	0	366	18	18	0	33	690
830-930	9	223	0	0	0	0	0	322	21	20	0	29	624
845-945	12	226	0	0	0	0	0	312	21	16	0	23	610
900-1000	19	229	0	0	0	0	0	293	18	18	0	23	600

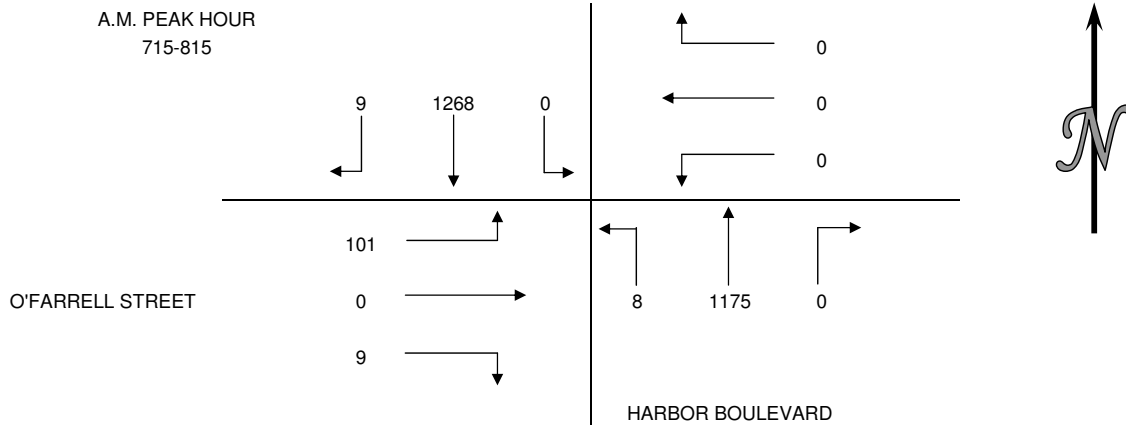


INTERSECTION TURNING MOVEMENT COUNT SUMMARY

Int 29

CLIENT: FEHR AND PEERS
 PROJECT: SAN PEDRO TRAFFIC COUNTS
 DATE: WEDNESDAY FEBRUARY 6, 2008
 PERIOD: 7:00 AM TO 10:00 AM
 INTERSECTION: N/S HARBOR BOULEVARD
 E/W O'FARRELL STREET

15 MIN COUNTS													
PERIOD	1 SBRT	2 SBTH	3 SBLT	4 WBRT	5 WBTH	6 WBLT	7 NBRT	8 NBTH	9 NBLT	10 EBRT	11 EBTH	12 EBLT	TOTAL
700-715	2	279	0	0	0	0	0	222	0	2	0	29	534
715-730	0	395	0	0	0	0	0	289	1	2	0	18	705
730-745	0	276	0	0	0	0	0	326	2	3	0	31	638
745-800	6	285	0	0	0	0	0	296	2	3	0	19	611
800-815	3	312	0	0	0	0	0	264	3	1	0	33	616
815-830	8	322	0	0	0	0	0	211	0	3	0	31	575
830-845	12	265	0	0	0	0	0	191	5	0	0	14	487
845-900	4	320	0	0	0	0	0	167	2	1	0	23	517
900-915	1	332	0	0	0	0	0	153	1	2	0	29	518
915-930	6	228	0	0	0	0	0	139	0	1	0	21	395
930-945	3	208	0	0	0	0	0	152	3	3	0	20	389
945-1000	7	192	0	0	0	0	0	166	3	4	0	15	387
HOURLY TOTALS													
TIME	1 SBRT	2 SBTH	3 SBLT	4 WBRT	5 WBTH	6 WBLT	7 NBRT	8 NBTH	9 NBLT	10 EBRT	11 EBTH	12 EBLT	TOTAL
700-800	8	1235	0	0	0	0	0	1133	5	10	0	97	2488
715-815	9	1268	0	0	0	0	0	1175	8	9	0	101	2570
730-830	17	1195	0	0	0	0	0	1097	7	10	0	114	2440
745-845	29	1184	0	0	0	0	0	962	10	7	0	97	2289
800-900	27	1219	0	0	0	0	0	833	10	5	0	101	2195
815-815	25	1239	0	0	0	0	0	722	8	6	0	97	2097
830-930	23	1145	0	0	0	0	0	650	8	4	0	87	1917
845-945	14	1088	0	0	0	0	0	611	6	7	0	93	1819
900-1000	17	960	0	0	0	0	0	610	7	10	0	85	1689

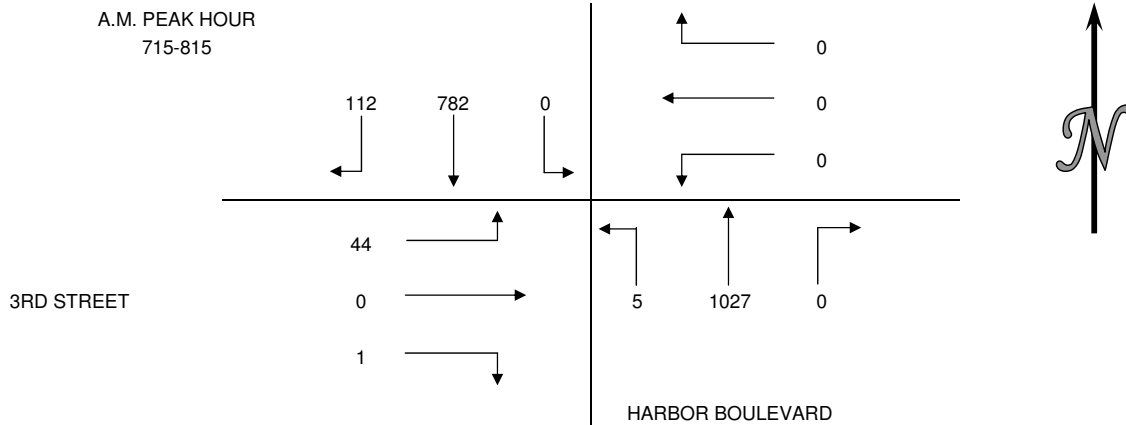


INTERSECTION TURNING MOVEMENT COUNT SUMMARY

Int 30

CLIENT: FEHR AND PEERS
 PROJECT: SAN PEDRO TRAFFIC COUNTS
 DATE: FRIDAY JANUARY 11, 2008
 PERIOD: 7:00 AM TO 10:00 AM
 INTERSECTION: N/S HARBOR BOULEVARD
 E/W 3RD STREET
 CITY: SAN PEDRO

15 MIN COUNTS													
PERIOD	1 SBRT	2 SBTH	3 SBLT-UT	4 WBRT	5 WBTH	6 WBLT	7 NBRT	8 NBTH	9 NBLT	10 EBRT	11 EBTH	12 EBLT	TOTAL
700-715	28	156	1	0	0	0	0	208	1	2	0	7	403
715-730	30	190	0	0	0	0	0	232	1	0	0	10	463
730-745	28	191	0	0	0	0	0	275	0	1	0	15	510
745-800	26	213	0	0	0	0	0	279	1	0	0	9	528
800-815	28	188	0	0	0	0	0	241	3	0	0	10	470
815-830	17	194	0	0	0	0	0	206	1	1	0	3	422
830-845	14	168	0	0	0	0	0	179	3	0	0	10	374
845-900	12	133	0	0	0	0	0	156	1	0	0	5	307
900-915	8	161	0	0	0	0	0	140	0	0	0	3	312
915-930	10	172	0	0	0	0	0	126	1	1	0	6	316
930-945	10	138	0	0	0	0	0	145	3	0	0	6	302
945-1000	17	126	0	0	0	0	0	140	1	2	0	6	292
HOUR TOTALS													
TIME	1 SBRT	2 SBTH	3 SBLT	4 WBRT	5 WBTH	6 WBLT	7 NBRT	8 NBTH	9 NBLT	10 EBRT	11 EBTH	12 EBLT	TOTAL
700-800	112	750	1	0	0	0	0	994	3	3	0	41	1904
715-815	112	782	0	0	0	0	0	1027	5	1	0	44	1971
730-830	99	786	0	0	0	0	0	1001	5	2	0	37	1930
745-845	85	763	0	0	0	0	0	905	8	1	0	32	1794
800-900	71	683	0	0	0	0	0	782	8	1	0	28	1573
815-815	51	656	0	0	0	0	0	681	5	1	0	21	1415
830-930	44	634	0	0	0	0	0	601	5	1	0	24	1309
845-945	40	604	0	0	0	0	0	567	5	1	0	20	1237
900-1000	45	597	0	0	0	0	0	551	5	3	0	21	1222

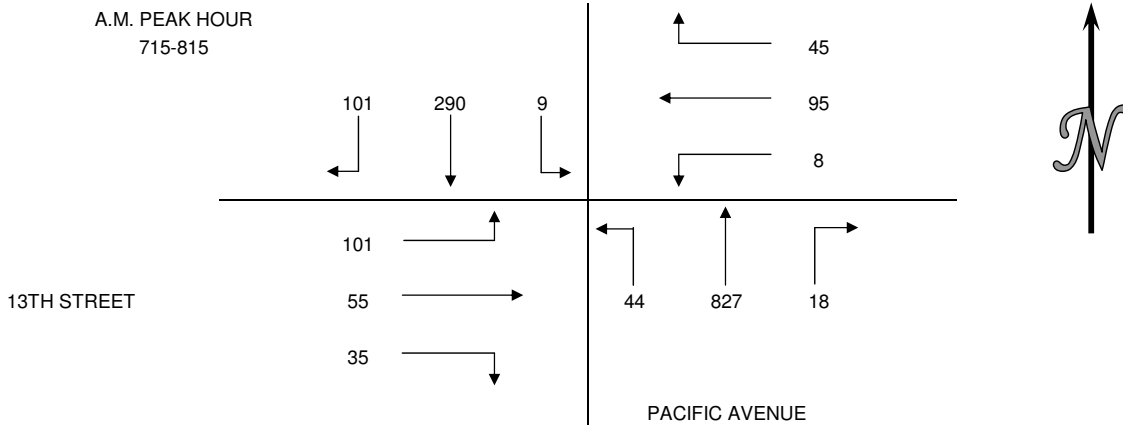


INTERSECTION TURNING MOVEMENT COUNT SUMMARY

Int 31

CLIENT: FEHR AND PEERS
 PROJECT: SAN PEDRO TRAFFIC COUNTS
 DATE: WEDNESDAY FEBRUARY 6, 2008
 PERIOD: 7:00 AM TO 10:00 AM
 INTERSECTION: N/S PACIFIC AVENUE
 E/W 13TH STREET

15 MIN COUNTS													
PERIOD	1 SBRT	2 SBTH	3 SBLT	4 WBRT	5 WBTH	6 WBLT	7 NBRT	8 NBTH	9 NBLT	10 EBRT	11 EBTH	12 EBLT	TOTAL
700-715	18	74	1	10	11	1	1	153	6	1	9	8	293
715-730	26	72	0	6	14	1	5	160	4	7	10	15	320
730-745	36	87	5	15	42	0	1	219	20	4	16	34	479
745-800	23	60	1	16	25	3	7	257	13	13	21	28	467
800-815	16	71	3	8	14	4	5	191	7	11	8	24	362
815-830	15	91	2	6	8	1	1	145	8	6	14	13	310
830-845	10	83	0	12	5	1	3	137	2	4	5	10	272
845-900	10	73	1	2	12	0	1	123	6	12	10	4	254
900-915	4	89	3	5	1	2	2	110	4	5	13	8	246
915-930	7	76	3	4	7	1	2	113	8	10	11	7	249
930-945	11	64	7	8	11	4	3	120	5	4	7	9	253
945-1000	5	65	2	5	7	2	1	100	3	5	6	10	211
HOURLY TOTALS													
TIME	1 SBRT	2 SBTH	3 SBLT	4 WBRT	5 WBTH	6 WBLT	7 NBRT	8 NBTH	9 NBLT	10 EBRT	11 EBTH	12 EBLT	TOTAL
700-800	103	293	7	47	92	5	14	789	43	25	56	85	1559
715-815	101	290	9	45	95	8	18	827	44	35	55	101	1628
730-830	90	309	11	45	89	8	14	812	48	34	59	99	1618
745-845	64	305	6	42	52	9	16	730	30	34	48	75	1411
800-900	51	318	6	28	39	6	10	596	23	33	37	51	1198
815-815	39	336	6	25	26	4	7	515	20	27	42	35	1082
830-930	31	321	7	23	25	4	8	483	20	31	39	29	1021
845-945	32	302	14	19	31	7	8	466	23	31	41	28	1002
900-1000	27	294	15	22	26	9	8	443	20	24	37	34	959

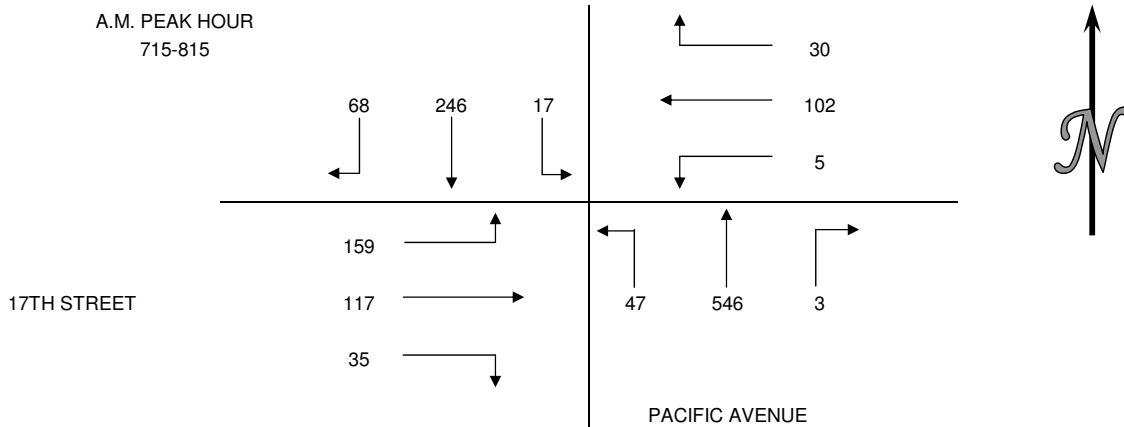


INTERSECTION TURNING MOVEMENT COUNT SUMMARY

Int 32

CLIENT: FEHR AND PEERS
 PROJECT: SAN PEDRO TRAFFIC COUNTS
 DATE: WEDNESDAY FEBRUARY 6, 2008
 PERIOD: 7:00 AM TO 10:00 AM
 INTERSECTION: N/S PACIFIC AVENUE
 E/W 17TH STREET

15 MIN COUNTS													
PERIOD	1 SBRT	2 SBTH	3 SBLT	4 WBRT	5 WBTH	6 WBLT	7 NBRT	8 NBTH	9 NBLT	10 EBRT	11 EBTH	12 EBLT	TOTAL
700-715	7	58	2	4	11	2	1	116	5	3	10	13	232
715-730	7	47	0	8	12	0	1	124	10	4	17	30	260
730-745	20	71	2	4	41	1	1	157	23	4	36	36	396
745-800	12	64	4	8	34	2	0	133	6	9	34	43	349
800-815	29	64	11	10	15	2	1	132	8	18	30	50	370
815-830	18	46	3	3	8	5	2	112	0	5	18	29	249
830-845	12	58	3	4	7	0	2	82	1	2	9	16	196
845-900	7	78	0	4	8	3	7	94	4	3	7	10	225
900-915	6	71	1	4	6	3	2	71	1	6	3	10	184
915-930	4	62	1	2	6	2	1	67	5	1	11	11	173
930-945	6	61	1	6	6	0	2	98	1	1	3	4	189
945-1000	8	75	3	5	8	2	2	101	5	5	5	11	230
HOURLY TOTALS													
TIME	1 SBRT	2 SBTH	3 SBLT	4 WBRT	5 WBTH	6 WBLT	7 NBRT	8 NBTH	9 NBLT	10 EBRT	11 EBTH	12 EBLT	TOTAL
700-800	46	240	8	24	98	5	3	530	44	20	97	122	1237
715-815	68	246	17	30	102	5	3	546	47	35	117	159	1375
730-830	79	245	20	25	98	10	4	534	37	36	118	158	1364
745-845	71	232	21	25	64	9	5	459	15	34	91	138	1164
800-900	66	246	17	21	38	10	12	420	13	28	64	105	1040
815-815	43	253	7	15	29	11	13	359	6	16	37	65	854
830-930	29	269	5	14	27	8	12	314	11	12	30	47	778
845-945	23	272	3	16	26	8	12	330	11	11	24	35	771
900-1000	24	269	6	17	26	7	7	337	12	13	22	36	776

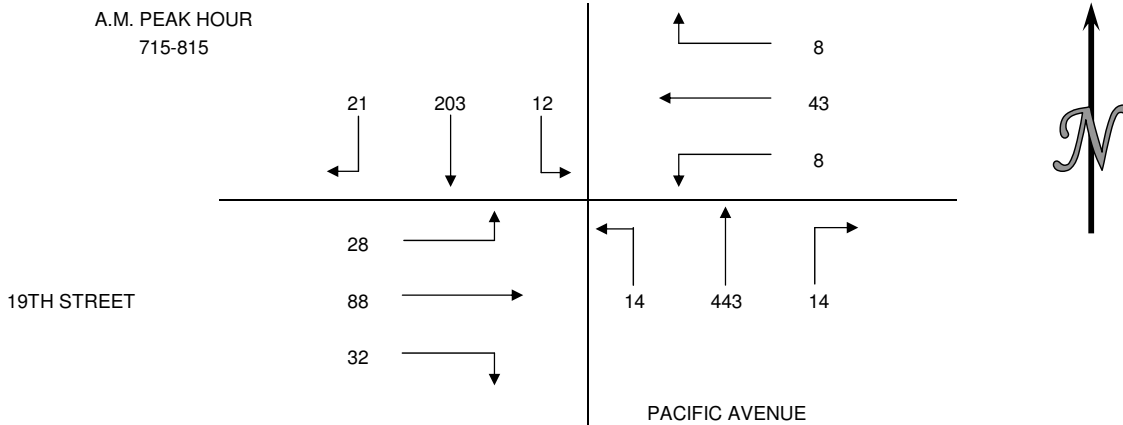


INTERSECTION TURNING MOVEMENT COUNT SUMMARY

Int 33

CLIENT: FEHR AND PEERS
 PROJECT: SAN PEDRO TRAFFIC COUNTS
 DATE: WEDNESDAY FEBRUARY 6, 2008
 PERIOD: 7:00 AM TO 10:00 AM
 INTERSECTION: N/S PACIFIC AVENUE
 E/W 19TH STREET

15 MIN COUNTS													
PERIOD	1 SBRT	2 SBTH	3 SBLT	4 WBRT	5 WBTH	6 WBLT	7 NBRT	8 NBTH	9 NBLT	10 EBRT	11 EBTH	12 EBLT	TOTAL
700-715	5	43	2	4	1	2	2	117	3	3	9	2	193
715-730	5	39	3	3	10	1	2	131	3	2	14	4	217
730-745	6	58	2	1	14	2	3	114	2	9	27	14	252
745-800	5	51	3	1	11	2	2	108	4	13	25	8	233
800-815	5	55	4	3	8	3	7	90	5	8	22	2	212
815-830	5	53	3	10	13	6	4	74	4	15	21	9	217
830-845	7	57	3	2	9	3	4	98	4	12	16	8	223
845-900	7	61	5	8	13	5	4	79	5	9	31	8	235
900-915	6	62	4	4	11	3	5	65	6	7	22	4	199
915-930	4	56	3	3	8	3	4	64	4	6	25	4	184
930-945	6	46	3	1	8	3	4	79	4	5	17	3	179
945-1000	5	68	4	2	8	3	4	72	3	4	15	6	194
HOURLY TOTALS													
TIME	1 SBRT	2 SBTH	3 SBLT	4 WBRT	5 WBTH	6 WBLT	7 NBRT	8 NBTH	9 NBLT	10 EBRT	11 EBTH	12 EBLT	TOTAL
700-800	21	191	10	9	36	7	9	470	12	27	75	28	895
715-815	21	203	12	8	43	8	14	443	14	32	88	28	914
730-830	21	217	12	15	46	13	16	386	15	45	95	33	914
745-845	22	216	13	16	41	14	17	370	17	48	84	27	885
800-900	24	226	15	23	43	17	19	341	18	44	90	27	887
815-815	25	233	15	24	46	17	17	316	19	43	90	29	874
830-930	24	236	15	17	41	14	17	306	19	34	94	24	841
845-945	23	225	15	16	40	14	17	287	19	27	95	19	797
900-1000	21	232	14	10	35	12	17	280	17	22	79	17	756

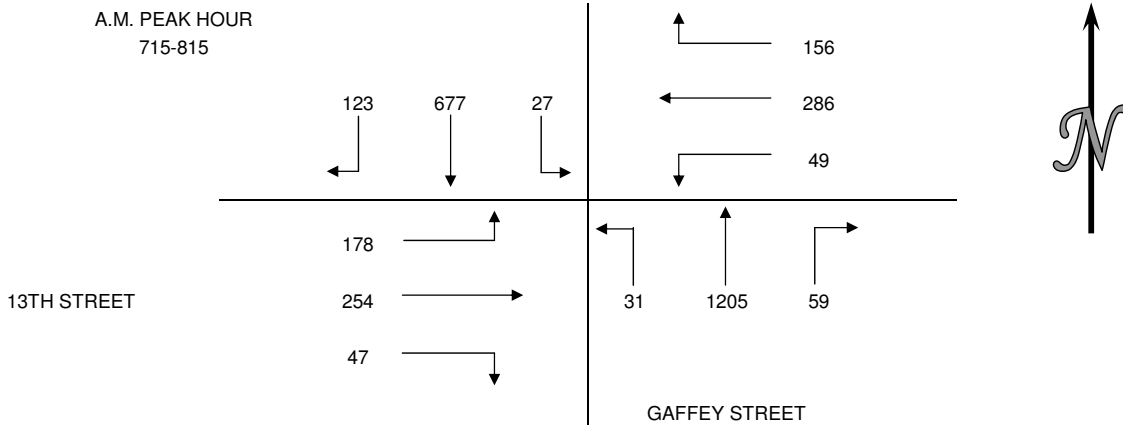


INTERSECTION TURNING MOVEMENT COUNT SUMMARY

Int 34

CLIENT: FEHR AND PEERS
 PROJECT: SAN PEDRO TRAFFIC COUNTS
 DATE: WEDNESDAY FEBRUARY 6, 2008
 PERIOD: 7:00 AM TO 10:00 AM
 INTERSECTION: N/S GAFFEY STREET
 E/W 13TH STREET

15 MIN COUNTS													
PERIOD	1 SBRT	2 SBTH	3 SBLT	4 WBRT	5 WBTH	6 WBLT	7 NBRT	8 NBTH	9 NBLT	10 EBRT	11 EBTH	12 EBLT	TOTAL
700-715	18	125	4	10	43	11	2	360	5	10	32	63	683
715-730	38	134	2	47	60	10	10	283	6	1	44	41	676
730-745	32	195	5	32	88	14	17	333	9	16	60	40	841
745-800	37	181	7	54	74	19	20	304	8	11	94	48	857
800-815	16	167	13	23	64	6	12	285	8	19	56	49	718
815-830	14	167	7	9	21	6	6	265	14	10	36	29	584
830-845	10	127	5	8	17	6	5	200	7	6	22	30	443
845-900	6	116	12	9	20	4	2	264	3	8	32	37	513
900-915	8	150	9	4	13	6	2	205	6	9	17	35	464
915-930	9	148	12	9	23	4	7	251	9	15	25	23	535
930-945	13	139	6	11	10	0	7	227	7	7	18	20	465
945-1000	12	118	7	18	20	10	4	183	3	12	14	25	426
HOURLY TOTALS													
TIME	1 SBRT	2 SBTH	3 SBLT	4 WBRT	5 WBTH	6 WBLT	7 NBRT	8 NBTH	9 NBLT	10 EBRT	11 EBTH	12 EBLT	TOTAL
700-800	125	635	18	143	265	54	49	1280	28	38	230	192	3057
715-815	123	677	27	156	286	49	59	1205	31	47	254	178	3092
730-830	99	710	32	118	247	45	55	1187	39	56	246	166	3000
745-845	77	642	32	94	176	37	43	1054	37	46	208	156	2602
800-900	46	577	37	49	122	22	25	1014	32	43	146	145	2258
815-815	38	560	33	30	71	22	15	934	30	33	107	131	2004
830-930	33	541	38	30	73	20	16	920	25	38	96	125	1955
845-945	36	553	39	33	66	14	18	947	25	39	92	115	1977
900-1000	42	555	34	42	66	20	20	866	25	43	74	103	1890

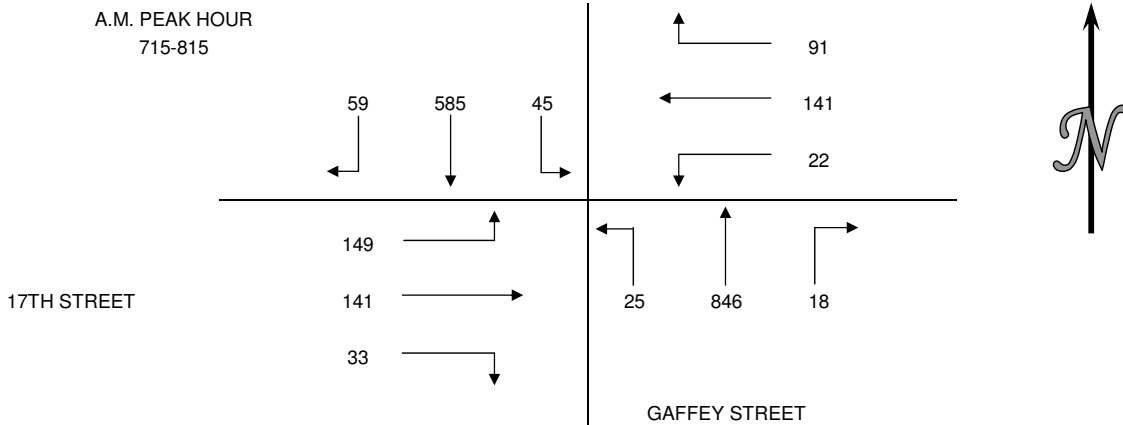


INTERSECTION TURNING MOVEMENT COUNT SUMMARY

Int 35

CLIENT: FEHR AND PEERS
 PROJECT: SAN PEDRO TRAFFIC COUNTS
 DATE: WEDNESDAY FEBRUARY 6, 2008
 PERIOD: 7:00 AM TO 10:00 AM
 INTERSECTION: N/S GAFFEY STREET
 E/W 17TH STREET

15 MIN COUNTS													
PERIOD	1 SBRT	2 SBTH	3 SBLT	4 WBRT	5 WBTH	6 WBLT	7 NBRT	8 NBTH	9 NBLT	10 EBRT	11 EBTH	12 EBLT	TOTAL
700-715	9	100	8	16	16	5	4	188	6	5	10	28	395
715-730	15	115	10	21	22	3	4	211	2	4	29	39	475
730-745	20	167	13	36	57	4	3	249	7	7	33	34	630
745-800	14	148	11	19	44	9	7	192	5	10	45	42	546
800-815	10	155	11	15	18	6	4	194	11	12	34	34	504
815-830	5	124	6	11	4	4	9	175	2	2	22	19	383
830-845	6	139	6	12	6	8	5	167	5	4	14	22	394
845-900	4	108	6	5	11	3	6	170	3	1	9	0	326
900-915	9	127	8	8	6	6	7	150	7	4	3	30	365
915-930	13	152	9	19	6	6	2	161	3	2	2	5	380
930-945	2	104	2	7	4	3	11	176	7	3	12	32	363
945-1000	9	132	10	23	7	13	7	133	3	4	15	7	363
HOURLY TOTALS													
TIME	1 SBRT	2 SBTH	3 SBLT	4 WBRT	5 WBTH	6 WBLT	7 NBRT	8 NBTH	9 NBLT	10 EBRT	11 EBTH	12 EBLT	TOTAL
700-800	58	530	42	92	139	21	18	840	20	26	117	143	2046
715-815	59	585	45	91	141	22	18	846	25	33	141	149	2155
730-830	49	594	41	81	123	23	23	810	25	31	134	129	2063
745-845	35	566	34	57	72	27	25	728	23	28	115	117	1827
800-900	25	526	29	43	39	21	24	706	21	19	79	75	1607
815-815	24	498	26	36	27	21	27	662	17	11	48	71	1468
830-930	32	526	29	44	29	23	20	648	18	11	28	57	1465
845-945	28	491	25	39	27	18	26	657	20	10	26	67	1434
900-1000	33	515	29	57	23	28	27	620	20	13	32	74	1471

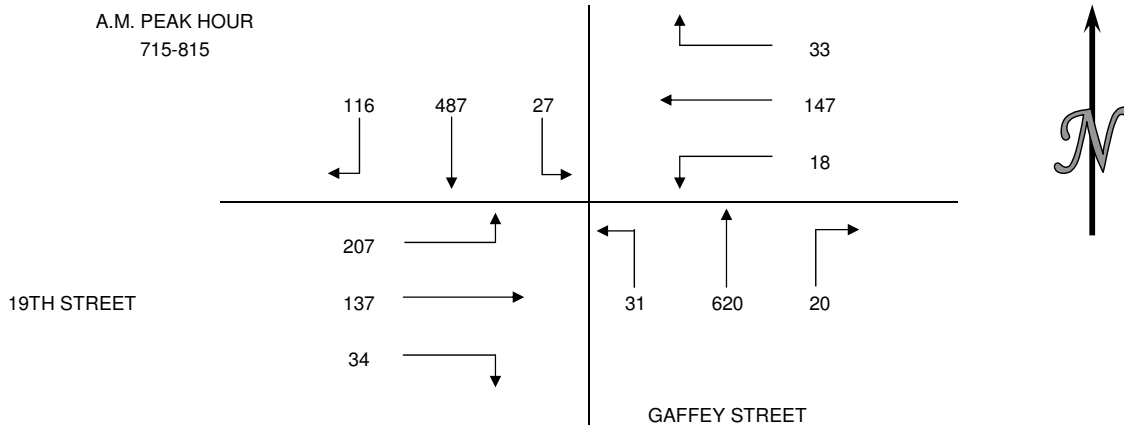


INTERSECTION TURNING MOVEMENT COUNT SUMMARY

Int 36

CLIENT: FEHR AND PEERS
 PROJECT: SAN PEDRO TRAFFIC COUNTS
 DATE: WEDNESDAY FEBRUARY 6, 2008
 PERIOD: 7:00 AM TO 10:00 AM
 INTERSECTION: N/S GAFFEY STREET
 E/W 19TH STREET

15 MIN COUNTS													
PERIOD	1 SBRT	2 SBTH	3 SBLT	4 WBRT	5 WBTH	6 WBLT	7 NBRT	8 NBTH	9 NBLT	10 EBRT	11 EBTH	12 EBLT	TOTAL
700-715	17	74	3	6	8	1	4	155	4	6	15	34	327
715-730	20	109	4	9	18	4	2	158	2	9	16	47	398
730-745	30	131	5	9	39	3	7	183	10	6	47	52	522
745-800	32	127	1	4	51	10	6	143	12	11	43	50	490
800-815	34	120	17	11	39	1	5	136	7	8	31	58	467
815-830	17	100	2	3	17	0	5	135	3	1	22	31	336
830-845	27	113	8	4	8	9	5	126	5	3	20	24	352
845-900	12	98	5	5	11	3	0	145	2	5	13	40	339
900-915	19	117	2	13	14	1	3	118	3	3	8	30	331
915-930	17	93	5	6	8	2	0	138	0	3	17	35	324
930-945	13	99	5	6	9	4	0	126	0	4	10	24	300
945-1000	21	98	6	5	8	1	0	116	4	2	9	22	292
HOURLY TOTALS													
TIME	1 SBRT	2 SBTH	3 SBLT	4 WBRT	5 WBTH	6 WBLT	7 NBRT	8 NBTH	9 NBLT	10 EBRT	11 EBTH	12 EBLT	TOTAL
700-800	99	441	13	28	116	18	19	639	28	32	121	183	1737
715-815	116	487	27	33	147	18	20	620	31	34	137	207	1877
730-830	113	478	25	27	146	14	23	597	32	26	143	191	1815
745-845	110	460	28	22	115	20	21	540	27	23	116	163	1645
800-900	90	431	32	23	75	13	15	542	17	17	86	153	1494
815-815	75	428	17	25	50	13	13	524	13	12	63	125	1358
830-930	75	421	20	28	41	15	8	527	10	14	58	129	1346
845-945	61	407	17	30	42	10	3	527	5	15	48	129	1294
900-1000	70	407	18	30	39	8	3	498	7	12	44	111	1247



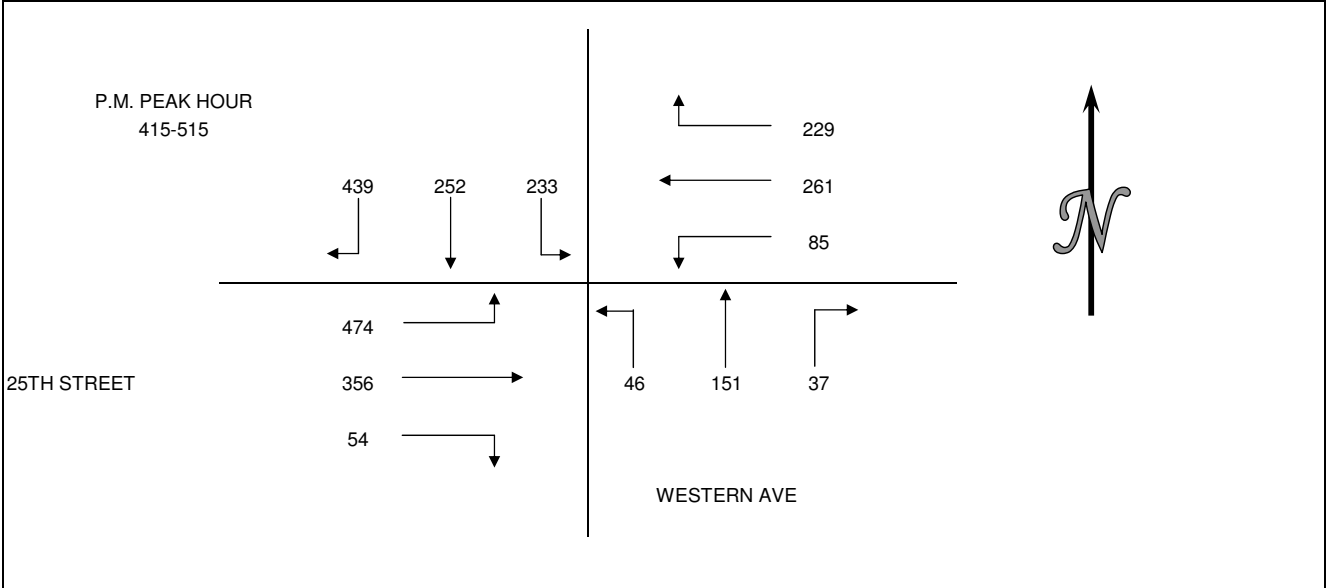
INTERSECTION TURNING MOVEMENT COUNT SUMMARY

Int 1

CLIENT: FEHR AND PEERS
 PROJECT: SAN PEDRO TRAFFIC COUNTS
 DATE: WEDNESDAY OCTOBER 3, 2007
 PERIOD: 3:00 PM TO 6:00 PM
 INTERSECTION: N/S WESTERN AVE
 E/W 25TH STREET

15 MIN COUNTS													
PERIOD	1 SBRT	2 SBTH	3 SBLT	4 WBRT	5 WBTH	6 WBLT	7 NBRT	8 NBTH	9 NBLT	10 EBRT	11 EBTH	12 EBLT	TOTAL
300-315	73	31	47	38	64	12	3	20	7	10	79	102	486
315-330	90	38	51	36	73	16	6	24	12	13	85	124	568
330-345	86	40	55	32	69	18	11	35	11	6	108	146	617
345-400	87	37	45	38	69	12	9	40	6	6	86	122	557
400-415	117	42	53	45	72	19	12	39	9	12	91	115	626
415-430	83	65	46	66	60	21	8	43	9	14	103	115	633
430-445	104	64	52	55	59	17	10	29	10	8	72	111	591
445-500	115	53	61	53	52	24	12	46	12	13	91	127	659
500-515	137	70	74	55	90	23	7	33	15	19	90	121	734
515-530	104	62	64	42	61	21	5	35	17	13	71	119	614
530-545	100	58	46	41	79	18	20	43	7	7	67	124	610
545-600	85	38	68	48	47	18	8	39	25	10	74	104	564

HOUR TOTALS													
TIME	1 SBRT	2 SBTH	3 SBLT	4 WBRT	5 WBTH	6 WBLT	7 NBRT	8 NBTH	9 NBLT	10 EBRT	11 EBTH	12 EBLT	TOTAL
300-400	336	146	198	144	275	58	29	119	36	35	358	494	2228
315-415	380	157	204	151	283	65	38	138	38	37	370	507	2368
330-430	373	184	199	181	270	70	40	157	35	38	388	498	2433
345-445	391	208	196	204	260	69	39	151	34	40	352	463	2407
400-500	419	224	212	219	243	81	42	157	40	47	357	468	2509
415-515	439	252	233	229	261	85	37	151	46	54	356	474	2617
430-530	460	249	251	205	262	85	34	143	54	53	324	478	2598
445-545	456	243	245	191	282	86	44	157	51	52	319	491	2617
500-600	426	228	252	186	277	80	40	150	64	49	302	468	2522



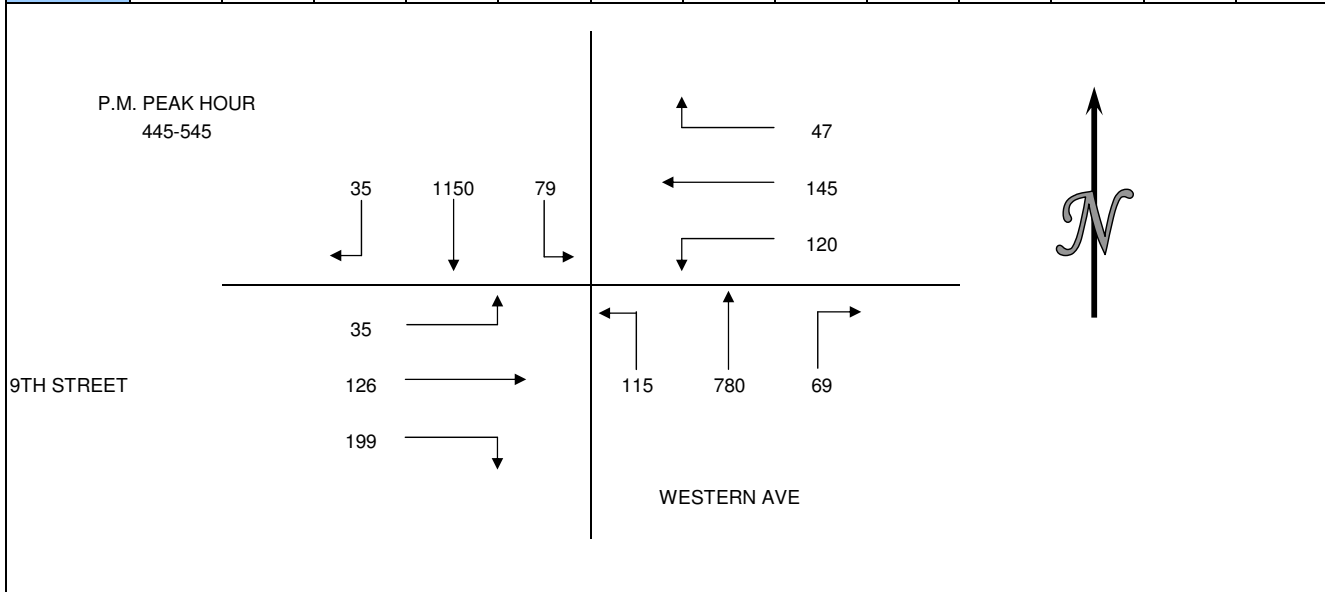
INTERSECTION TURNING MOVEMENT COUNT SUMMARY

Int 2

CLIENT: FEHR AND PEERS
 PROJECT: SAN PEDRO TRAFFIC COUNTS
 DATE: WEDNESDAY OCTOBER 3, 2007
 PERIOD: 3:00 PM TO 6:00 PM
 INTERSECTION: N/S WESTERN AVE
 E/W 9TH STREET

15 MIN COUNTS													
PERIOD	1 SBRT	2 SBTH	3 SBLT	4 WBRT	5 WBTH	6 WBLT	7 NBRT	8 NBTH	9 NBLT	10 EBRT	11 EBTH	12 EBLT	TOTAL
300-315	7	232	30	17	28	35	26	222	40	38	40	7	722
315-330	7	248	22	16	29	38	29	186	49	59	35	3	721
330-345	4	244	27	14	29	27	17	150	39	53	26	3	633
345-400	7	206	13	9	19	30	29	201	27	56	26	5	628
400-415	9	215	22	15	30	22	21	204	36	44	33	3	654
415-430	9	226	15	16	30	25	14	180	24	59	25	6	629
430-445	8	232	17	11	25	23	17	194	22	42	18	1	610
445-500	9	241	30	13	46	41	15	217	28	56	30	10	736
500-515	14	281	17	11	37	32	16	188	20	41	26	10	693
515-530	7	306	19	14	28	25	12	166	30	54	37	11	709
530-545	5	322	13	9	34	22	26	209	37	48	33	4	762
545-600	10	277	20	8	20	22	24	156	32	34	20	5	628

HOUR TOTALS													
TIME	1 SBRT	2 SBTH	3 SBLT	4 WBRT	5 WBTH	6 WBLT	7 NBRT	8 NBTH	9 NBLT	10 EBRT	11 EBTH	12 EBLT	TOTAL
300-400	25	930	92	56	105	130	101	759	155	206	127	18	2704
315-415	27	913	84	54	107	117	96	741	151	212	120	14	2636
330-430	29	891	77	54	108	104	81	735	126	212	110	17	2544
345-445	33	879	67	51	104	100	81	779	109	201	102	15	2521
400-500	35	914	84	55	131	111	67	795	110	201	106	20	2629
415-515	40	980	79	51	138	121	62	779	94	198	99	27	2668
430-530	38	1060	83	49	136	121	60	765	100	193	111	32	2748
445-545	35	1150	79	47	145	120	69	780	115	199	126	35	2900
500-600	36	1186	69	42	119	101	78	719	119	177	116	30	2792



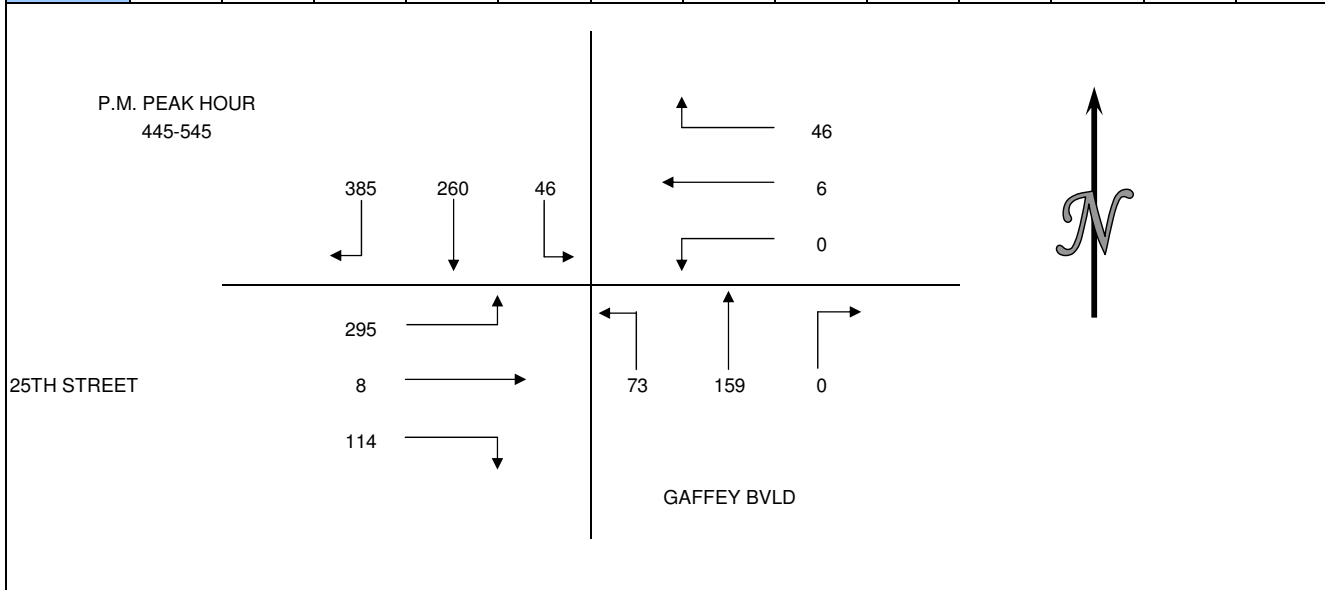
INTERSECTION TURNING MOVEMENT COUNT SUMMARY

Int 3

CLIENT: FEHR AND PEERS
 PROJECT: SAN PEDRO TRAFFIC COUNTS
 DATE: WEDNESDAY OCTOBER 3, 2007
 PERIOD: 3:00 PM TO 6:00 PM
 INTERSECTION: N/S GAFFEY BLVD
 E/W 25TH STREET

15 MIN COUNTS													
PERIOD	1 SBRT	2 SBTH	3 SBLT	4 WBRT	5 WBTH	6 WBLT	7 NBRT	8 NBTH	9 NBLT	10 EBRT	11 EBTH	12 EBLT	TOTAL
300-315	37	31	7	3	1	0	0	43	7	3	1	30	163
315-330	49	61	9	8	3	0	0	55	13	25	3	88	314
330-345	66	52	6	7	1	0	0	54	11	14	0	102	313
345-400	71	33	5	6	1	0	0	72	19	21	2	111	341
400-415	75	40	7	10	0	0	0	56	19	17	1	94	319
415-430	81	40	13	6	3	0	0	35	11	20	5	77	291
430-445	92	60	10	4	1	0	0	46	25	33	1	60	332
445-500	93	77	12	14	5	0	0	32	18	36	1	84	372
500-515	108	52	9	9	0	0	0	37	25	28	4	67	339
515-530	95	61	11	11	0	0	0	51	14	27	0	73	343
530-545	89	70	14	12	1	0	0	39	16	23	3	71	338
545-600	82	67	12	9	4	1	0	48	25	20	3	72	343

HOUR TOTALS													
TIME	1 SBRT	2 SBTH	3 SBLT	4 WBRT	5 WBTH	6 WBLT	7 NBRT	8 NBTH	9 NBLT	10 EBRT	11 EBTH	12 EBLT	TOTAL
300-400	223	177	27	24	6	0	0	224	50	63	6	331	1131
315-415	261	186	27	31	5	0	0	237	62	77	6	395	1287
330-430	293	165	31	29	5	0	0	217	60	72	8	384	1264
345-445	319	173	35	26	5	0	0	209	74	91	9	342	1283
400-500	341	217	42	34	9	0	0	169	73	106	8	315	1314
415-515	374	229	44	33	9	0	0	150	79	117	11	288	1334
430-530	388	250	42	38	6	0	0	166	82	124	6	284	1386
445-545	385	260	46	46	6	0	0	159	73	114	8	295	1392
500-600	374	250	46	41	5	1	0	175	80	98	10	283	1363



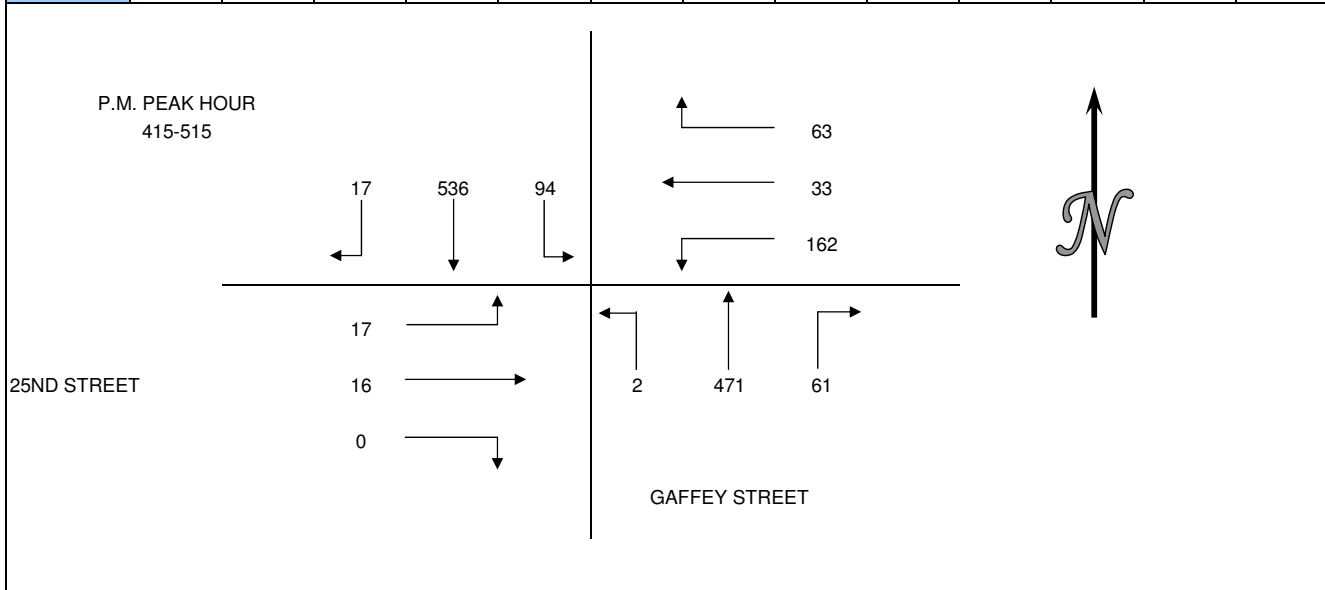
INTERSECTION TURNING MOVEMENT COUNT SUMMARY

Int 4

CLIENT: FEHR AND PEERS
 PROJECT: SAN PEDRO TRAFFIC COUNTS
 DATE: WEDNESDAY OCTOBER 3, 2007
 PERIOD: 3:00 PM TO 6:00 PM
 INTERSECTION: N/S GAFFEY STREET
 E/W 22ND STREET

15 MIN COUNTS													
PERIOD	1 SBRT	2 SBTH	3 SBLT	4 WBRT	5 WBTH	6 WBLT	7 NBRT	8 NBTH	9 NBLT	10 EBRT	11 EBTH	12 EBLT	TOTAL
300-315	4	87	19	14	3	22	15	104	0	0	2	0	270
315-330	5	101	29	18	5	26	18	125	0	0	7	3	337
330-345	4	98	25	20	10	23	24	132	0	0	8	3	347
345-400	5	114	18	17	5	17	23	150	0	1	4	0	354
400-415	5	96	15	10	4	24	10	116	1	0	3	1	285
415-430	7	112	18	17	5	40	16	123	1	0	5	10	354
430-445	0	141	25	20	11	42	16	120	0	0	5	1	381
445-500	5	145	23	18	5	34	15	107	1	0	3	4	360
500-515	5	138	28	8	12	46	14	121	0	0	3	2	377
515-530	6	111	23	10	7	38	18	101	1	1	2	3	321
530-545	2	130	22	15	3	43	15	105	0	2	3	4	344
545-600	8	137	26	8	14	43	23	125	1	1	4	4	394

HOUR TOTALS													
TIME	1 SBRT	2 SBTH	3 SBLT	4 WBRT	5 WBTH	6 WBLT	7 NBRT	8 NBTH	9 NBLT	10 EBRT	11 EBTH	12 EBLT	TOTAL
300-400	18	400	91	69	23	88	80	511	0	1	21	6	1308
315-415	19	409	87	65	24	90	75	523	1	1	22	7	1323
330-430	21	420	76	64	24	104	73	521	2	1	20	14	1340
345-445	17	463	76	64	25	123	65	509	2	1	17	12	1374
400-500	17	494	81	65	25	140	57	466	3	0	16	16	1380
415-515	17	536	94	63	33	162	61	471	2	0	16	17	1472
430-530	16	535	99	56	35	160	63	449	2	1	13	10	1439
445-545	18	524	96	51	27	161	62	434	2	3	11	13	1402
500-600	21	516	99	41	36	170	70	452	2	4	12	13	1436



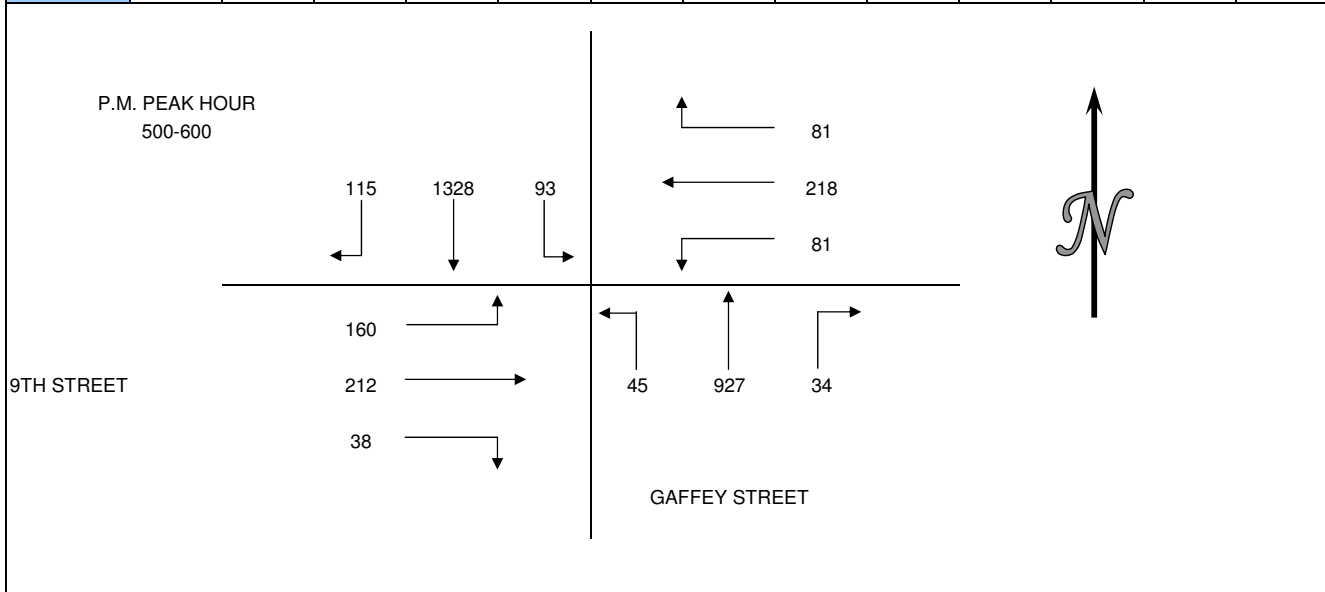
INTERSECTION TURNING MOVEMENT COUNT SUMMARY

Int 5

CLIENT: FEHR AND PEERS
 PROJECT: SAN PEDRO TRAFFIC COUNTS
 DATE: TUESDAY OCTOBER 2, 2007
 PERIOD: 3:00 PM TO 6:00 PM
 INTERSECTION: N/S GAFFEY STREET
 E/W 9TH STREET

15 MIN COUNTS													
PERIOD	1 SBRT	2 SBTH	3 SBLT	4 WBRT	5 WBTH	6 WBLT	7 NBRT	8 NBTH	9 NBLT	10 EBRT	11 EBTH	12 EBLT	TOTAL
300-315	36	287	28	15	54	28	3	245	14	8	40	73	831
315-330	25	251	19	31	53	11	9	196	11	8	27	57	698
330-345	29	263	18	14	51	21	3	218	12	11	85	56	781
345-400	23	288	23	19	41	13	5	261	16	9	115	44	857
400-415	27	301	16	26	46	25	6	266	17	19	104	79	932
415-430	24	256	22	20	38	18	7	221	10	11	44	50	721
430-445	20	267	14	14	43	18	9	208	10	11	36	66	716
445-500	27	295	13	16	56	23	5	196	15	4	47	48	745
500-515	19	334	7	24	77	23	9	213	9	12	52	43	822
515-530	33	370	36	19	53	19	7	237	11	10	49	39	883
530-545	32	333	31	21	48	22	6	218	7	6	54	40	818
545-600	31	291	19	17	40	17	12	259	18	10	57	38	809

HOUR TOTALS													
TIME	1 SBRT	2 SBTH	3 SBLT	4 WBRT	5 WBTH	6 WBLT	7 NBRT	8 NBTH	9 NBLT	10 EBRT	11 EBTH	12 EBLT	TOTAL
300-400	113	1089	88	79	199	73	20	920	53	36	267	230	3167
315-415	104	1103	76	90	191	70	23	941	56	47	331	236	3268
330-430	103	1108	79	79	176	77	21	966	55	50	348	229	3291
345-445	94	1112	75	79	168	74	27	956	53	50	299	239	3226
400-500	98	1119	65	76	183	84	27	891	52	45	231	243	3114
415-515	90	1152	56	74	214	82	30	838	44	38	179	207	3004
430-530	99	1266	70	73	229	83	30	854	45	37	184	196	3166
445-545	111	1332	87	80	234	87	27	864	42	32	202	170	3268
500-600	115	1328	93	81	218	81	34	927	45	38	212	160	3332



WILTEC

Phone: (626) 564-1944 Fax: (626) 564-0969

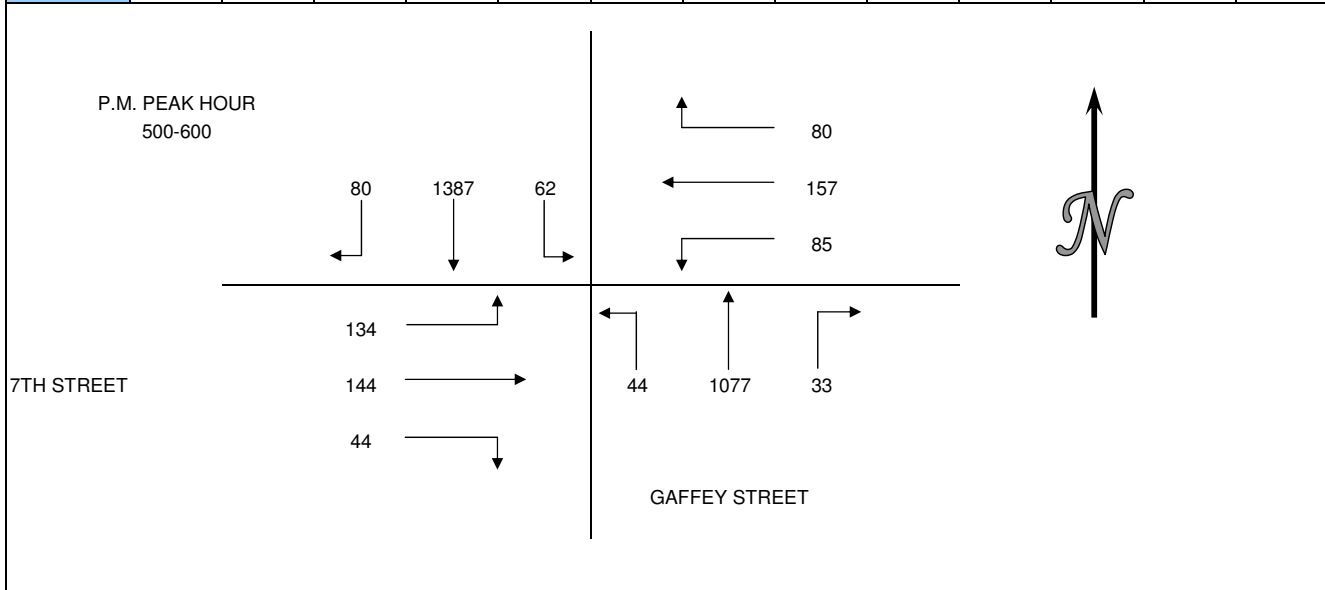
INTERSECTION TURNING MOVEMENT COUNT SUMMARY

Int 6

CLIENT: FEHR AND PEERS
 PROJECT: SAN PEDRO TRAFFIC COUNTS
 DATE: TUESDAY OCTOBER 2, 2007
 PERIOD: 3:00 PM TO 6:00 PM
 INTERSECTION: N/S GAFFEY STREET
 E/W 7TH STREET

15 MIN COUNTS													
PERIOD	1 SBRT	2 SBTH	3 SBLT	4 WBRT	5 WBTH	6 WBLT	7 NBRT	8 NBTH	9 NBLT	10 EBRT	11 EBTH	12 EBLT	TOTAL
300-315	32	275	15	21	29	25	12	289	11	16	45	48	818
315-330	17	279	18	23	41	17	14	304	9	21	34	48	825
330-345	25	299	19	21	28	13	9	296	6	19	41	39	815
345-400	25	284	24	15	29	15	11	273	8	14	40	50	788
400-415	28	286	18	21	32	11	6	302	7	13	38	41	803
415-430	17	288	19	15	32	19	9	288	8	11	29	36	771
430-445	19	292	18	15	28	14	11	296	11	11	42	41	798
445-500	16	323	25	10	29	22	11	267	9	9	29	38	788
500-515	22	330	13	24	43	27	8	281	8	11	41	40	848
515-530	18	363	19	16	31	21	11	261	19	8	34	23	824
530-545	21	345	16	21	42	19	5	290	10	11	41	37	858
545-600	19	349	14	19	41	18	9	245	7	14	28	34	797

HOUR TOTALS													
TIME	1 SBRT	2 SBTH	3 SBLT	4 WBRT	5 WBTH	6 WBLT	7 NBRT	8 NBTH	9 NBLT	10 EBRT	11 EBTH	12 EBLT	TOTAL
300-400	99	1137	76	80	127	70	46	1162	34	70	160	185	3246
315-415	95	1148	79	80	130	56	40	1175	30	67	153	178	3231
330-430	95	1157	80	72	121	58	35	1159	29	57	148	166	3177
345-445	89	1150	79	66	121	59	37	1159	34	49	149	168	3160
400-500	80	1189	80	61	121	66	37	1153	35	44	138	156	3160
415-515	74	1233	75	64	132	82	39	1132	36	42	141	155	3205
430-530	75	1308	75	65	131	84	41	1105	47	39	146	142	3258
445-545	77	1361	73	71	145	89	35	1099	46	39	145	138	3318
500-600	80	1387	62	80	157	85	33	1077	44	44	144	134	3327



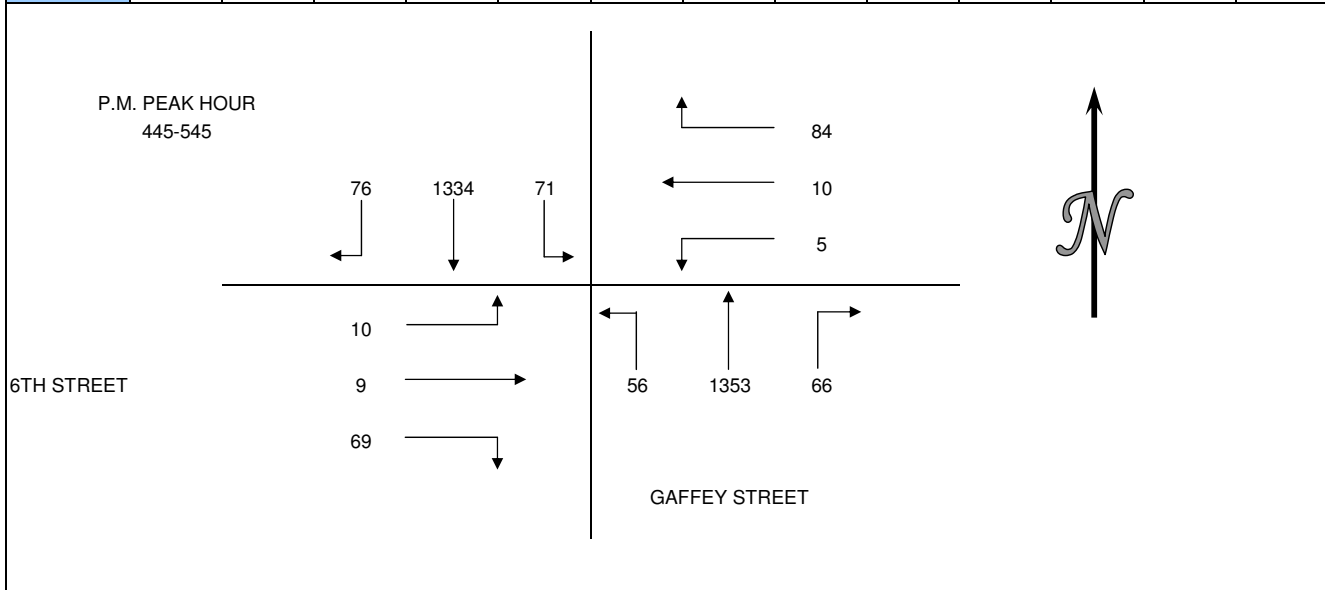
INTERSECTION TURNING MOVEMENT COUNT SUMMARY

Int 7

CLIENT: FEHR AND PEERS
 PROJECT: SAN PEDRO TRAFFIC COUNTS
 DATE: TUESDAY OCTOBER 2, 2007
 PERIOD: 3:00 PM TO 6:00 PM
 INTERSECTION: N/S GAFFEY STREET
 E/W 6TH STREET
 Peak hour changed to 4:45-5:45

15 MIN COUNTS													
PERIOD	1 SBRT	2 SBTH	3 SBLT	4 WBRT	5 WBTH	6 WBLT	7 NBRT	8 NBTH	9 NBLT	10 EBRT	11 EBTH	12 EBLT	TOTAL
300-315	10	274	12	17	5	1	16	315	16	6	2	4	678
315-330	14	313	14	19	0	0	21	352	15	7	4	3	762
330-345	22	348	24	22	4	2	18	325	15	21	4	1	806
345-400	20	345	14	20	3	2	12	336	15	27	0	1	795
400-415	20	328	19	23	3	1	15	340	11	14	1	5	780
415-430	11	321	8	28	2	0	16	323	15	5	0	3	732
430-445	18	345	12	17	5	3	14	300	12	16	2	5	749
445-500	27	322	17	15	0	2	9	294	10	19	1	0	716
500-515	32	344	18	23	2	2	13	334	13	19	0	4	804
515-530	17	367	12	20	0	2	15	282	14	20	1	3	753
530-545	10	384	11	26	2	2	11	313	16	19	2	5	801
545-600	24	352	5	14	2	1	12	270	9	24	1	1	715

HOUR TOTALS													
TIME	1 SBRT	2 SBTH	3 SBLT	4 WBRT	5 WBTH	6 WBLT	7 NBRT	8 NBTH	9 NBLT	10 EBRT	11 EBTH	12 EBLT	TOTAL
300-400	66	1280	64	78	12	5	67	1328	61	61	10	9	3041
315-415	76	1334	71	84	10	5	66	1353	56	69	9	10	3143
330-430	73	1342	65	93	12	5	61	1324	56	67	5	10	3113
345-445	69	1339	53	88	13	6	57	1299	53	62	3	14	3056
400-500	76	1316	56	83	10	6	54	1257	48	54	4	13	2977
415-515	88	1332	55	83	9	7	52	1251	50	59	3	12	3001
430-530	94	1378	59	75	7	9	51	1210	49	74	4	12	3022
445-545	86	1417	58	84	4	8	48	1223	53	77	4	12	3074
500-600	83	1447	46	83	6	7	51	1199	52	82	4	13	3073



WILTEC

Phone: (626) 564-1944 Fax: (626) 564-0969

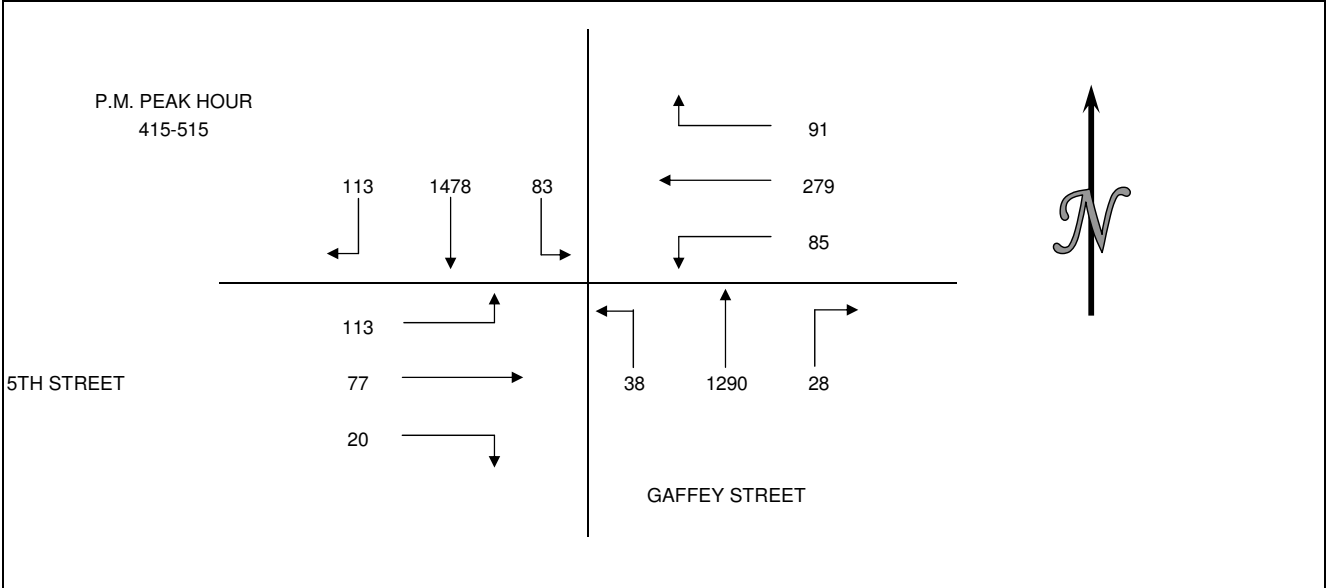
INTERSECTION TURNING MOVEMENT COUNT SUMMARY

Int 8

CLIENT: FEHR AND PEERS
 PROJECT: SAN PEDRO TRAFFIC COUNTS
 DATE: TUESDAY OCTOBER 2, 2007
 PERIOD: 3:00 PM TO 6:00 PM
 INTERSECTION: N/S GAFFEY STREET
 E/W 5TH STREET

15 MIN COUNTS													
PERIOD	1 SBRT	2 SBTH	3 SBLT	4 WBRT	5 WBTH	6 WBLT	7 NBRT	8 NBTH	9 NBLT	10 EBRT	11 EBTH	12 EBLT	TOTAL
300-315	21	328	12	20	59	21	8	340	6	6	24	40	885
315-330	23	368	20	28	50	15	3	342	6	3	21	30	909
330-345	20	338	21	18	50	9	13	314	6	3	35	34	861
345-400	24	300	15	29	79	19	8	334	6	7	26	25	872
400-415	26	299	21	21	63	16	10	341	4	2	19	30	852
415-430	23	327	12	38	83	26	9	333	4	6	21	27	909
430-445	39	361	22	21	61	15	8	341	13	5	18	21	925
445-500	25	386	21	16	76	22	3	296	11	6	18	27	907
500-515	26	404	28	16	59	22	8	320	10	3	20	38	954
515-530	25	388	10	17	50	13	5	303	15	7	30	33	896
530-545	27	383	23	9	28	12	12	319	1	4	17	28	863
545-600	22	360	21	12	18	13	7	286	5	4	32	23	803

HOUR TOTALS													
TIME	1 SBRT	2 SBTH	3 SBLT	4 WBRT	5 WBTH	6 WBLT	7 NBRT	8 NBTH	9 NBLT	10 EBRT	11 EBTH	12 EBLT	TOTAL
300-400	88	1334	68	95	238	64	32	1330	24	19	106	129	3527
315-415	93	1305	77	96	242	59	34	1331	22	15	101	119	3494
330-430	93	1264	69	106	275	70	40	1322	20	18	101	116	3494
345-445	112	1287	70	109	286	76	35	1349	27	20	84	103	3558
400-500	113	1373	76	96	283	79	30	1311	32	19	76	105	3593
415-515	113	1478	83	91	279	85	28	1290	38	20	77	113	3695
430-530	115	1539	81	70	246	72	24	1260	49	21	86	119	3682
445-545	103	1561	82	58	213	69	28	1238	37	20	85	126	3620
500-600	100	1535	82	54	155	60	32	1228	31	18	99	122	3516



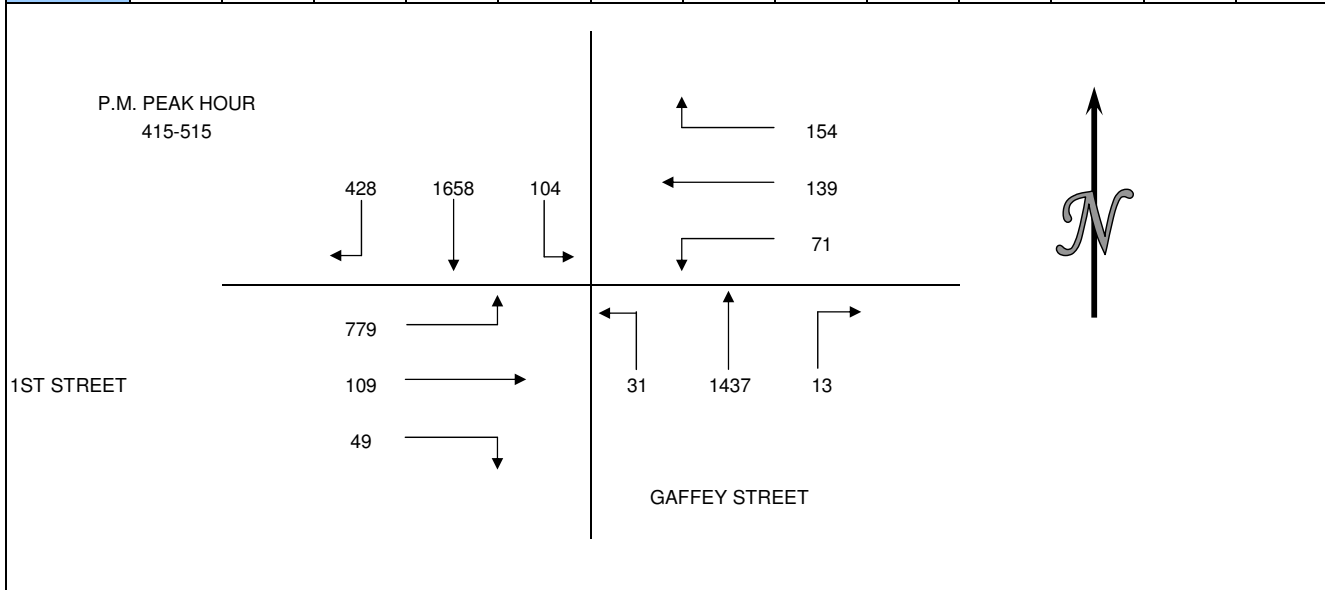
INTERSECTION TURNING MOVEMENT COUNT SUMMARY

Int 9

CLIENT: FEHR AND PEERS
 PROJECT: SAN PEDRO TRAFFIC COUNTS
 DATE: TUESDAY OCTOBER 2, 2007
 PERIOD: 3:00 PM TO 6:00 PM
 INTERSECTION: N/S GAFFEY STREET
 E/W 1ST STREET

15 MIN COUNTS													
PERIOD	1 SBRT	2 SBTH	3 SBLT	4 WBRT	5 WBTH	6 WBLT	7 NBRT	8 NBTH	9 NBLT	10 EBRT	11 EBTH	12 EBLT	TOTAL
300-315	93	353	32	37	34	9	5	330	11	12	31	192	1139
315-330	88	382	28	39	36	8	5	391	7	16	22	201	1223
330-345	108	390	26	41	44	18	1	344	9	18	39	173	1211
345-400	106	370	17	44	29	10	4	385	14	9	32	194	1214
400-415	102	394	26	29	38	14	4	356	6	5	23	182	1179
415-430	101	344	21	37	34	15	4	365	4	16	22	197	1160
430-445	97	399	29	31	39	23	5	380	5	10	33	209	1260
445-500	129	417	31	45	31	18	3	359	14	18	25	202	1292
500-515	101	498	23	41	35	15	1	333	8	5	29	171	1260
515-530	95	329	29	34	48	17	11	356	7	7	30	180	1143
530-545	127	431	28	28	42	11	2	313	2	12	20	142	1158
545-600	128	404	26	31	43	15	8	349	9	7	31	187	1238

HOUR TOTALS													
TIME	1 SBRT	2 SBTH	3 SBLT	4 WBRT	5 WBTH	6 WBLT	7 NBRT	8 NBTH	9 NBLT	10 EBRT	11 EBTH	12 EBLT	TOTAL
300-400	395	1495	103	161	143	45	15	1450	41	55	124	760	4787
315-415	404	1536	97	153	147	50	14	1476	36	48	116	750	4827
330-430	417	1498	90	151	145	57	13	1450	33	48	116	746	4764
345-445	406	1507	93	141	140	62	17	1486	29	40	110	782	4813
400-500	429	1554	107	142	142	70	16	1460	29	49	103	790	4891
415-515	428	1658	104	154	139	71	13	1437	31	49	109	779	4972
430-530	422	1643	112	151	153	73	20	1428	34	40	117	762	4955
445-545	452	1675	111	148	156	61	17	1361	31	42	104	695	4853
500-600	451	1662	106	134	168	58	22	1351	26	31	110	680	4799



WILTEC

Phone: (626) 564-1944 Fax: (626) 564-0969

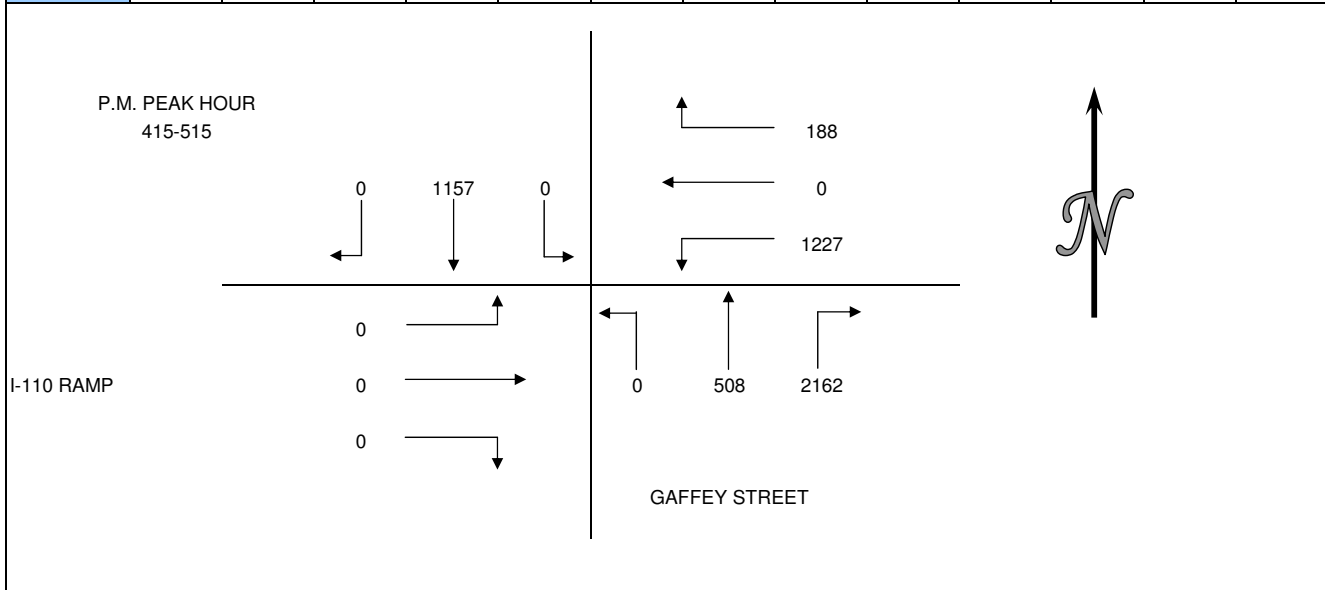
INTERSECTION TURNING MOVEMENT COUNT SUMMARY

Int 10

CLIENT: FEHR AND PEERS
 PROJECT: SAN PEDRO TRAFFIC COUNTS
 DATE: THURSDAY NOVEMBER 27, 2007
 PERIOD: 3:00 PM TO 6:00 PM
 INTERSECTION: N/S GAFFEY STREET
 E/W I-110 RAMP

15 MIN COUNTS													
PERIOD	1 SBRT	2 SBTH	3 SBLT	4 WBRT	5 WBTH	6 WBLT	7 NBRT	8 NBTH	9 NBLT	10 EBRT	11 EBTH	12 EBLT	TOTAL
300-315	0	196	0	32	0	308	381	103	0	0	0	0	1020
315-330	0	182	0	28	0	292	458	134	0	0	0	0	1094
330-345	0	208	0	34	0	342	516	135	0	0	0	0	1235
345-400	0	255	0	54	0	355	479	135	0	0	0	0	1278
400-415	0	215	0	31	0	304	553	114	0	0	0	0	1217
415-430	0	243	0	36	0	327	479	138	0	0	0	0	1223
430-445	0	281	0	52	0	313	563	110	0	0	0	0	1319
445-500	0	307	0	51	0	296	552	129	0	0	0	0	1335
500-515	0	326	0	49	0	291	568	131	0	0	0	0	1365
515-530	0	297	0	26	0	321	465	100	0	0	0	0	1209
530-545	0	274	0	48	0	318	542	137	0	0	0	0	1319
545-600	0	283	0	32	0	305	491	140	0	0	0	0	1251

HOUR TOTALS													
TIME	1 SBRT	2 SBTH	3 SBLT	4 WBRT	5 WBTH	6 WBLT	7 NBRT	8 NBTH	9 NBLT	10 EBRT	11 EBTH	12 EBLT	TOTAL
300-400	0	841	0	148	0	1297	1834	507	0	0	0	0	4627
315-415	0	860	0	147	0	1293	2006	518	0	0	0	0	4824
330-430	0	921	0	155	0	1328	2027	522	0	0	0	0	4953
345-445	0	994	0	173	0	1299	2074	497	0	0	0	0	5037
400-500	0	1046	0	170	0	1240	2147	491	0	0	0	0	5094
415-515	0	1157	0	188	0	1227	2162	508	0	0	0	0	5242
430-530	0	1211	0	178	0	1221	2148	470	0	0	0	0	5228
445-545	0	1204	0	174	0	1226	2127	497	0	0	0	0	5228
500-600	0	1180	0	155	0	1235	2066	508	0	0	0	0	5144



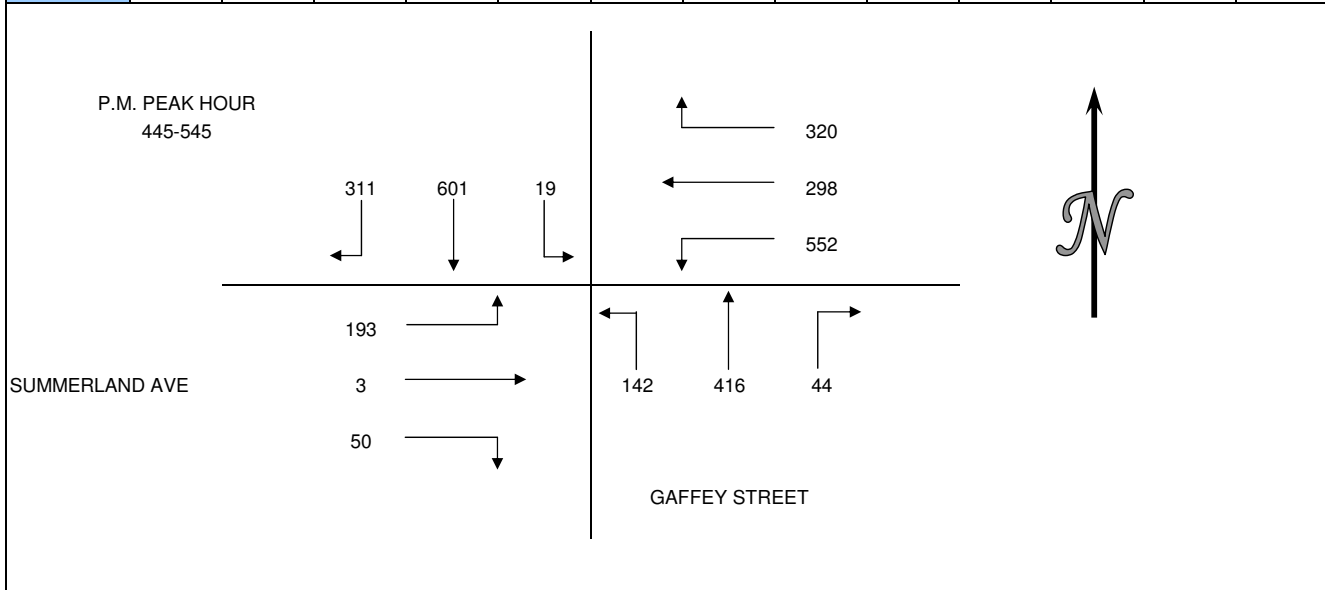
INTERSECTION TURNING MOVEMENT COUNT SUMMARY

Int 11

CLIENT: KAKU ASSOCIATES
 PROJECT: SAN PEDRO TRAFFIC COUNTS
 DATE: WEDNESDAY NOVEMBER 14, 2007
 PERIOD: 3:00 PM TO 6:00 PM
 INTERSECTION: N/S GAFFEY STREET
 E/W SUMMERLAND AVE

15 MIN COUNTS													
PERIOD	1 SBRT	2 SBTH	3 SBLT	4 WBRT	5 WBTH	6 WBLT	7 NBRT	8 NBTH	9 NBLT	10 EBRT	11 EBTH	12 EBLT	TOTAL
300-315	51	120	3	48	33	87	6	93	36	12	3	60	552
315-330	45	128	2	50	24	94	5	97	43	8	9	43	548
330-345	43	111	5	43	29	74	10	99	30	12	2	57	515
345-400	65	129	1	56	42	102	10	91	34	9	0	41	580
400-415	45	159	3	77	39	112	8	94	31	17	1	45	631
415-430	45	123	2	63	41	110	5	107	37	15	1	46	595
430-445	74	134	3	75	50	127	4	107	31	11	0	59	675
445-500	67	128	7	93	76	144	4	111	44	12	0	59	745
500-515	57	118	2	85	75	146	17	119	41	12	0	43	715
515-530	88	173	6	82	83	137	14	92	27	16	1	45	764
530-545	99	182	4	60	64	125	9	94	30	10	2	46	725
545-600	64	122	6	46	54	85	11	78	30	18	2	35	551

HOUR TOTALS													
TIME	1 SBRT	2 SBTH	3 SBLT	4 WBRT	5 WBTH	6 WBLT	7 NBRT	8 NBTH	9 NBLT	10 EBRT	11 EBTH	12 EBLT	TOTAL
300-400	204	488	11	197	128	357	31	380	143	41	14	201	2195
315-415	198	527	11	226	134	382	33	381	138	46	12	186	2274
330-430	198	522	11	239	151	398	33	391	132	53	4	189	2321
345-445	229	545	9	271	172	451	27	399	133	52	2	191	2481
400-500	231	544	15	308	206	493	21	419	143	55	2	209	2646
415-515	243	503	14	316	242	527	30	444	153	50	1	207	2730
430-530	286	553	18	335	284	554	39	429	143	51	1	206	2899
445-545	311	601	19	320	298	552	44	416	142	50	3	193	2949
500-600	308	595	18	273	276	493	51	383	128	56	5	169	2755



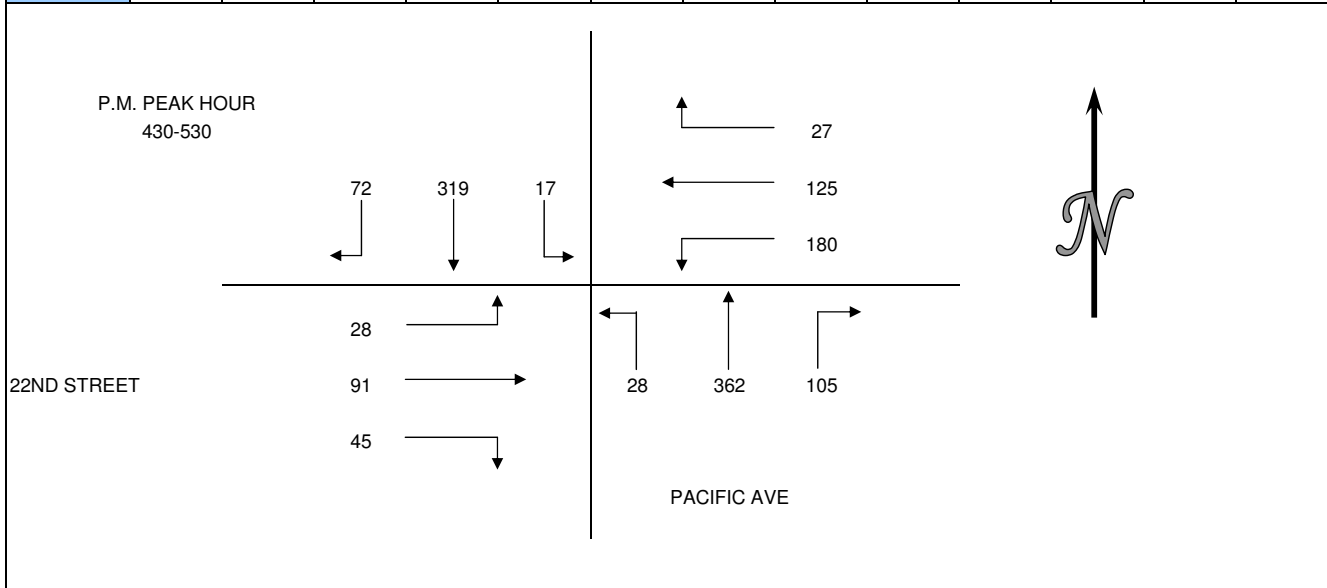
INTERSECTION TURNING MOVEMENT COUNT SUMMARY

Int 12

CLIENT: FEHR AND PEERS
 PROJECT: SAN PEDRO TRAFFIC COUNTS
 DATE: THURSDAY SEPTEMBER 27, 2007
 PERIOD: 3:00 PM TO 6:00 PM
 INTERSECTION: N/S PACIFIC AVE
 E/W 22ND STREET

15 MIN COUNTS													
PERIOD	1 SBRT	2 SBTH	3 SBLT	4 WBRT	5 WBTH	6 WBLT	7 NBRT	8 NBTH	9 NBLT	10 EBRT	11 EBTH	12 EBLT	TOTAL
300-315	14	62	4	7	25	21	19	65	5	5	27	3	257
315-330	12	94	8	4	20	32	15	78	7	11	28	6	315
330-345	20	89	11	8	32	36	24	86	10	10	28	17	371
345-400	15	78	8	7	20	39	21	79	5	8	22	11	313
400-415	28	64	7	7	24	44	23	69	6	8	23	7	310
415-430	16	75	4	5	22	52	21	71	6	8	30	8	318
430-445	25	98	6	14	32	37	30	98	10	10	23	9	392
445-500	19	85	4	6	42	51	29	86	10	11	20	7	370
500-515	15	60	2	3	26	57	19	85	2	13	22	1	305
515-530	13	76	5	4	25	35	27	93	6	11	26	11	332
530-545	30	85	7	4	24	49	31	89	6	9	26	5	365
545-600	23	73	4	5	38	52	26	79	8	12	29	13	362

HOUR TOTALS													
TIME	1 SBRT	2 SBTH	3 SBLT	4 WBRT	5 WBTH	6 WBLT	7 NBRT	8 NBTH	9 NBLT	10 EBRT	11 EBTH	12 EBLT	TOTAL
300-400	61	323	31	26	97	128	79	308	27	34	105	37	1256
315-415	75	325	34	26	96	151	83	312	28	37	101	41	1309
330-430	79	306	30	27	98	171	89	305	27	34	103	43	1312
345-445	84	315	25	33	98	172	95	317	27	34	98	35	1333
400-500	88	322	21	32	120	184	103	324	32	37	96	31	1390
415-515	75	318	16	28	122	197	99	340	28	42	95	25	1385
430-530	72	319	17	27	125	180	105	362	28	45	91	28	1399
445-545	77	306	18	17	117	192	106	353	24	44	94	24	1372
500-600	81	294	18	16	113	193	103	346	22	45	103	30	1364



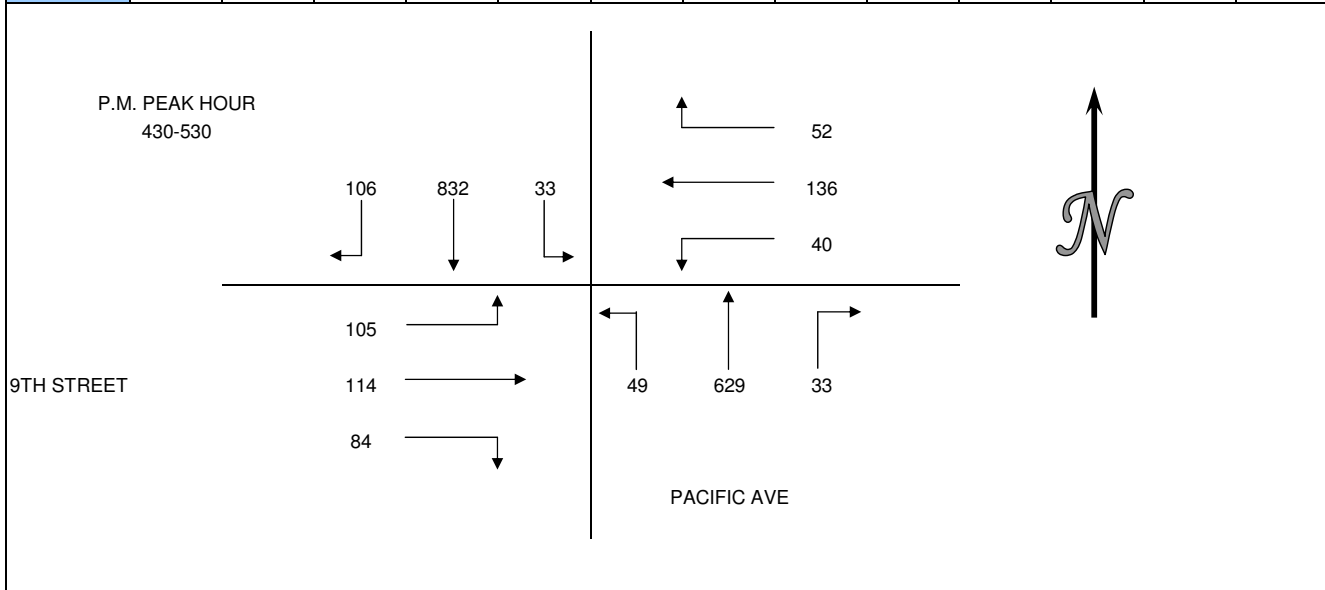
INTERSECTION TURNING MOVEMENT COUNT SUMMARY

Int 13

CLIENT: FEHR AND PEERS
 PROJECT: SAN PEDRO TRAFFIC COUNTS
 DATE: THURSDAY SEPTEMBER 27, 2007
 PERIOD: 3:00 PM TO 6:00 PM
 INTERSECTION: N/S PACIFIC AVE
 E/W 9TH STREET

15 MIN COUNTS													
PERIOD	1 SBRT	2 SBTH	3 SBLT	4 WBRT	5 WBTH	6 WBLT	7 NBRT	8 NBTH	9 NBLT	10 EBRT	11 EBTH	12 EBLT	TOTAL
300-315	29	155	11	4	29	9	7	124	6	18	24	29	445
315-330	16	170	6	14	34	12	6	139	8	16	29	37	487
330-345	16	168	4	10	28	7	8	152	11	20	31	28	483
345-400	24	183	8	12	28	6	9	147	13	22	30	29	511
400-415	24	150	4	6	30	8	6	147	9	27	23	24	458
415-430	17	206	4	13	31	11	6	157	12	21	28	21	527
430-445	23	204	11	8	33	9	8	162	10	17	35	30	550
445-500	29	216	5	15	30	12	10	150	9	22	32	23	553
500-515	31	198	11	14	40	11	7	156	17	23	27	29	564
515-530	23	214	6	15	33	8	8	161	13	22	20	23	546
530-545	27	188	17	8	22	8	3	136	10	9	15	23	466
545-600	25	176	18	13	26	10	2	180	17	19	26	27	539

HOUR TOTALS													
TIME	1 SBRT	2 SBTH	3 SBLT	4 WBRT	5 WBTH	6 WBLT	7 NBRT	8 NBTH	9 NBLT	10 EBRT	11 EBTH	12 EBLT	TOTAL
300-400	85	676	29	40	119	34	30	562	38	76	114	123	1926
315-415	80	671	22	42	120	33	29	585	41	85	113	118	1939
330-430	81	707	20	41	117	32	29	603	45	90	112	102	1979
345-445	88	743	27	39	122	34	29	613	44	87	116	104	2046
400-500	93	776	24	42	124	40	30	616	40	87	118	98	2088
415-515	100	824	31	50	134	43	31	625	48	83	122	103	2194
430-530	106	832	33	52	136	40	33	629	49	84	114	105	2213
445-545	110	816	39	52	125	39	28	603	49	76	94	98	2129
500-600	106	776	52	50	121	37	20	633	57	73	88	102	2115



WILTEC

Phone: (626) 564-1944 Fax: (626) 564-0969

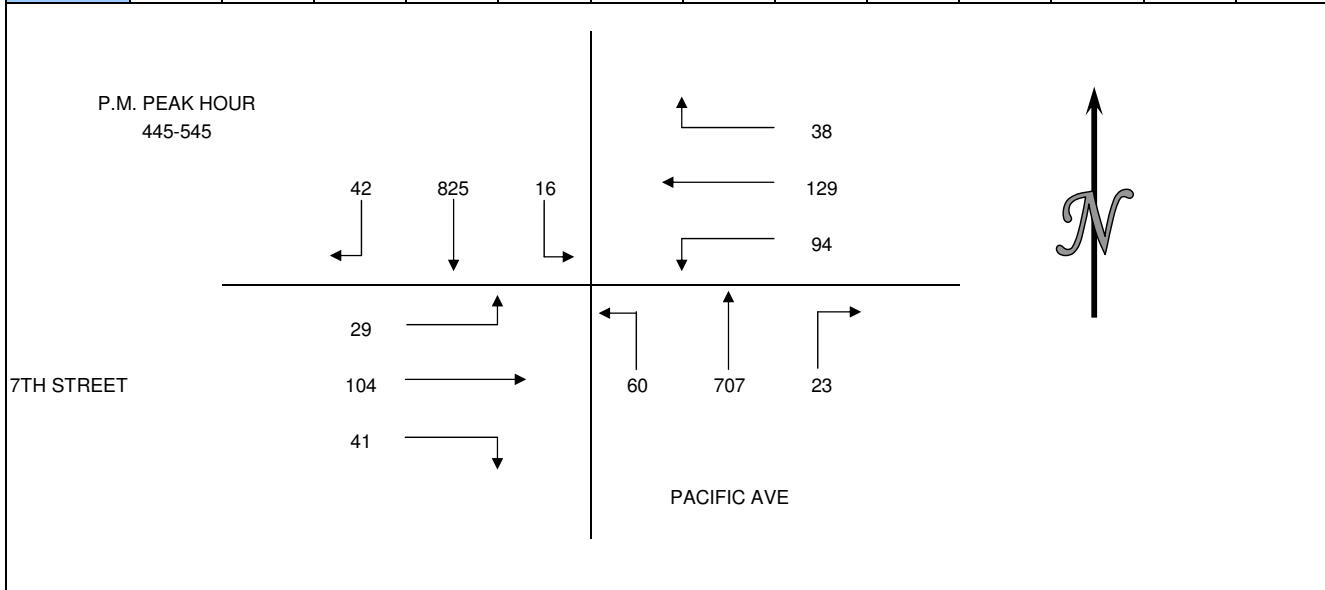
INTERSECTION TURNING MOVEMENT COUNT SUMMARY

Int 14

CLIENT: FEHR AND PEERS
 PROJECT: SAN PEDRO TRAFFIC COUNTS
 DATE: THURSDAY SEPTEMBER 27, 2007
 PERIOD: 3:00 PM TO 6:00 PM
 INTERSECTION: N/S PACIFIC AVE
 E/W 7TH STREET

15 MIN COUNTS													
PERIOD	1 SBRT	2 SBTH	3 SBLT	4 WBRT	5 WBTH	6 WBLT	7 NBRT	8 NBTH	9 NBLT	10 EBRT	11 EBTH	12 EBLT	TOTAL
300-315	17	190	6	5	30	19	8	141	11	18	31	17	493
315-330	9	156	4	9	26	17	1	197	2	9	28	17	475
330-345	4	148	4	5	25	17	14	175	4	16	25	8	445
345-400	6	173	4	18	29	27	7	167	11	10	25	6	483
400-415	8	208	5	9	22	12	11	164	6	14	30	11	500
415-430	11	196	7	10	18	16	2	196	6	11	23	3	499
430-445	10	181	9	6	29	21	2	155	14	7	20	7	461
445-500	10	209	4	15	32	24	8	184	15	13	30	5	549
500-515	12	208	6	10	31	24	5	186	10	17	35	12	556
515-530	11	199	2	9	29	27	6	184	16	7	25	10	525
530-545	9	209	4	4	37	19	4	153	19	4	14	2	478
545-600	8	201	8	5	29	26	6	187	14	11	22	5	522

HOUR TOTALS													
TIME	1 SBRT	2 SBTH	3 SBLT	4 WBRT	5 WBTH	6 WBLT	7 NBRT	8 NBTH	9 NBLT	10 EBRT	11 EBTH	12 EBLT	TOTAL
300-400	36	667	18	37	110	80	30	680	28	53	109	48	1896
315-415	27	685	17	41	102	73	33	703	23	49	108	42	1903
330-430	29	725	20	42	94	72	34	702	27	51	103	28	1927
345-445	35	758	25	43	98	76	22	682	37	42	98	27	1943
400-500	39	794	25	40	101	73	23	699	41	45	103	26	2009
415-515	43	794	26	41	110	85	17	721	45	48	108	27	2065
430-530	43	797	21	40	121	96	21	709	55	44	110	34	2091
445-545	42	825	16	38	129	94	23	707	60	41	104	29	2108
500-600	40	817	20	28	126	96	21	710	59	39	96	29	2081



WILTEC

Phone: (626) 564-1944 Fax: (626) 564-0969

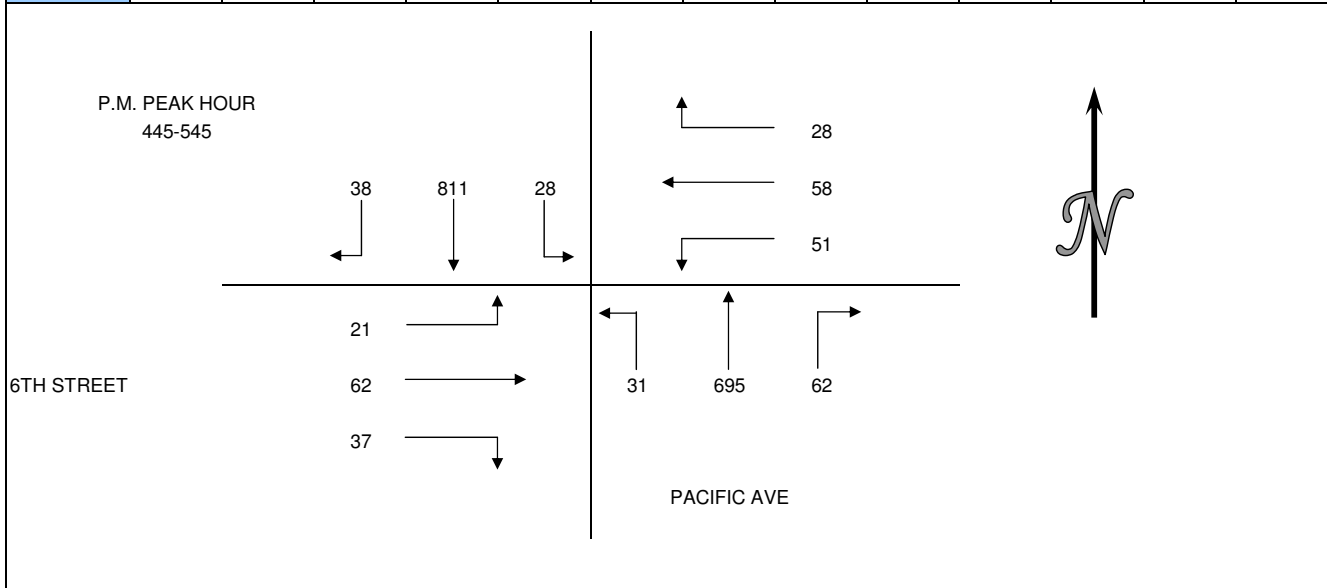
INTERSECTION TURNING MOVEMENT COUNT SUMMARY

Int 15

CLIENT: FEHR AND PEERS
 PROJECT: SAN PEDRO TRAFFIC COUNTS
 DATE: THURSDAY SEPTEMBER 27, 2007
 PERIOD: 3:00 PM TO 6:00 PM
 INTERSECTION: N/S PACIFIC AVE
 E/W 6TH STREET

15 MIN COUNTS													
PERIOD	1 SBRT	2 SBTH	3 SBLT	4 WBRT	5 WBTH	6 WBLT	7 NBRT	8 NBTH	9 NBLT	10 EBRT	11 EBTH	12 EBLT	TOTAL
300-315	3	191	6	11	21	18	19	174	12	3	18	4	480
315-330	3	150	7	15	26	14	19	185	4	8	13	4	448
330-345	6	132	12	11	19	24	14	180	6	10	12	4	430
345-400	5	146	9	15	13	10	12	178	10	10	9	14	431
400-415	6	198	6	8	20	11	9	175	9	6	15	7	470
415-430	6	178	7	10	19	19	8	192	11	9	9	7	475
430-445	4	182	2	7	14	15	8	170	7	9	12	8	438
445-500	8	221	10	7	15	13	12	177	13	5	17	1	499
500-515	12	188	7	8	15	9	14	184	3	11	14	7	472
515-530	10	198	7	6	11	18	24	164	8	9	21	8	484
530-545	8	204	4	7	17	11	12	170	7	12	10	5	467
545-600	8	198	9	10	14	11	14	188	9	7	14	10	492

HOUR TOTALS													
TIME	1 SBRT	2 SBTH	3 SBLT	4 WBRT	5 WBTH	6 WBLT	7 NBRT	8 NBTH	9 NBLT	10 EBRT	11 EBTH	12 EBLT	TOTAL
300-400	17	619	34	52	79	66	64	717	32	31	52	26	1789
315-415	20	626	34	49	78	59	54	718	29	34	49	29	1779
330-430	23	654	34	44	71	64	43	725	36	35	45	32	1806
345-445	21	704	24	40	66	55	37	715	37	34	45	36	1814
400-500	24	779	25	32	68	58	37	714	40	29	53	23	1882
415-515	30	769	26	32	63	56	42	723	34	34	52	23	1884
430-530	34	789	26	28	55	55	58	695	31	34	64	24	1893
445-545	38	811	28	28	58	51	62	695	31	37	62	21	1922
500-600	38	788	27	31	57	49	64	706	27	39	59	30	1915



WILTEC

Phone: (626) 564-1944 Fax: (626) 564-0969

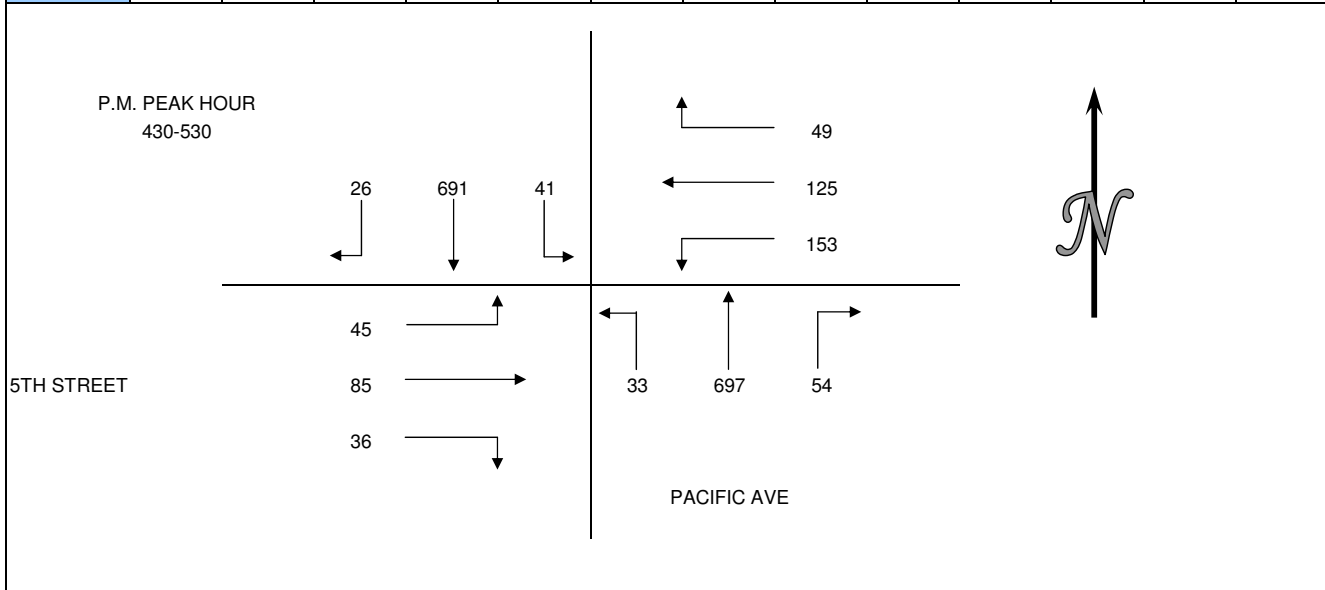
INTERSECTION TURNING MOVEMENT COUNT SUMMARY

Int 16

CLIENT: FEHR AND PEERS
 PROJECT: SAN PEDRO TRAFFIC COUNTS
 DATE: THURSDAY SEPTEMBER 27, 2007
 PERIOD: 3:00 PM TO 6:00 PM
 INTERSECTION: N/S PACIFIC AVE
 E/W 5TH STREET

15 MIN COUNTS													
PERIOD	1 SBRT	2 SBTH	3 SBLT	4 WBRT	5 WBTH	6 WBLT	7 NBRT	8 NBTH	9 NBLT	10 EBRT	11 EBTH	12 EBLT	TOTAL
300-315	6	168	12	24	41	37	13	145	7	7	23	11	494
315-330	7	120	9	19	24	17	15	181	9	9	11	9	430
330-345	8	118	16	14	23	10	24	178	5	4	20	14	434
345-400	5	155	19	14	38	45	26	170	7	7	29	3	518
400-415	4	155	13	19	31	16	15	173	12	11	27	12	488
415-430	6	162	8	16	28	24	10	162	9	8	24	11	468
430-445	11	166	8	16	27	49	18	195	9	11	26	16	552
445-500	4	187	6	11	25	35	9	152	5	7	17	5	463
500-515	9	177	14	16	43	28	10	175	7	9	23	9	520
515-530	2	161	13	6	30	41	17	175	12	9	19	15	500
530-545	7	181	10	19	23	22	19	149	5	11	16	9	471
545-600	8	180	14	4	27	18	13	165	8	13	15	9	474

HOUR TOTALS													
TIME	1 SBRT	2 SBTH	3 SBLT	4 WBRT	5 WBTH	6 WBLT	7 NBRT	8 NBTH	9 NBLT	10 EBRT	11 EBTH	12 EBLT	TOTAL
300-400	26	561	56	71	126	109	78	674	28	27	83	37	1876
315-415	24	548	57	66	116	88	80	702	33	31	87	38	1870
330-430	23	590	56	63	120	95	75	683	33	30	100	40	1908
345-445	26	638	48	65	124	134	69	700	37	37	106	42	2026
400-500	25	670	35	62	111	124	52	682	35	37	94	44	1971
415-515	30	692	36	59	123	136	47	684	30	35	90	41	2003
430-530	26	691	41	49	125	153	54	697	33	36	85	45	2035
445-545	22	706	43	52	121	126	55	651	29	36	75	38	1954
500-600	26	699	51	45	123	109	59	664	32	42	73	42	1965



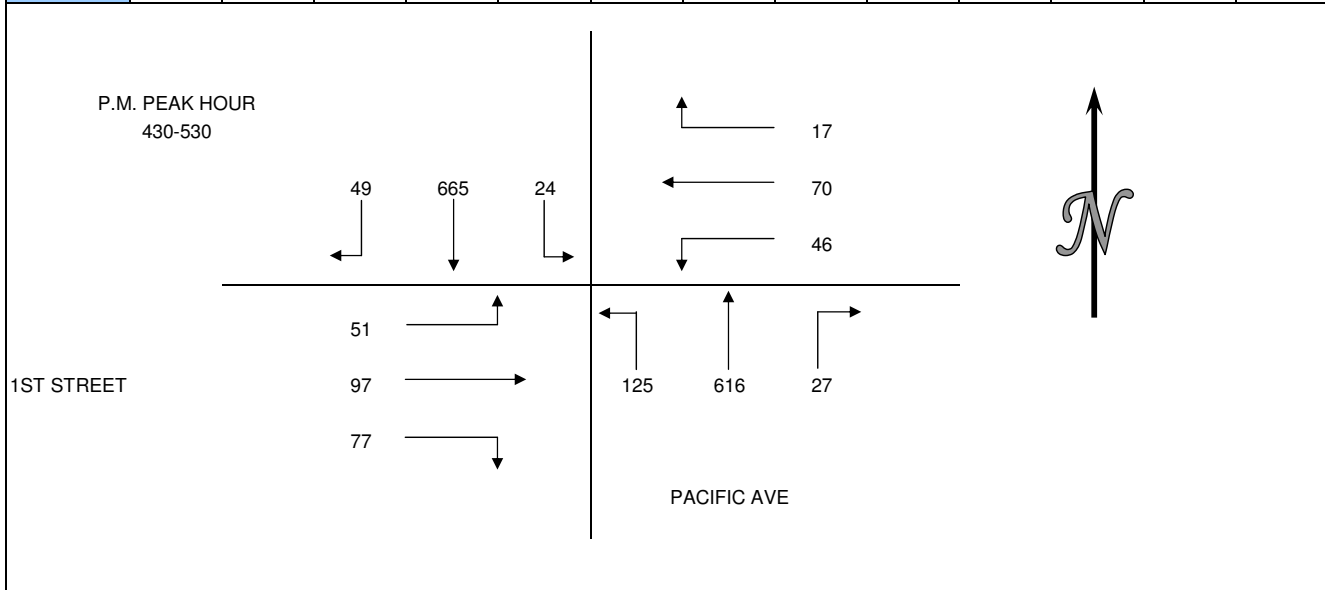
INTERSECTION TURNING MOVEMENT COUNT SUMMARY

Int 17

CLIENT: FEHR AND PEERS
 PROJECT: SAN PEDRO TRAFFIC COUNTS
 DATE: THURSDAY SEPTEMBER 27, 2007
 PERIOD: 3:00 PM TO 6:00 PM
 INTERSECTION: N/S PACIFIC AVE
 E/W 1ST STREET

15 MIN COUNTS													
PERIOD	1 SBRT	2 SBTH	3 SBLT	4 WBRT	5 WBTH	6 WBLT	7 NBRT	8 NBTH	9 NBLT	10 EBRT	11 EBTH	12 EBLT	TOTAL
300-315	8	115	5	2	19	18	10	146	27	13	9	9	381
315-330	7	124	5	4	19	9	8	149	41	18	13	14	411
330-345	6	118	9	3	13	4	7	133	27	26	23	18	387
345-400	4	159	13	7	20	11	11	160	31	18	25	8	467
400-415	12	156	7	4	16	13	12	164	29	24	22	8	467
415-430	10	134	6	6	18	11	4	155	19	21	10	11	405
430-445	12	173	5	2	16	13	7	162	25	12	25	16	468
445-500	17	180	5	4	18	11	8	150	29	17	10	11	460
500-515	11	164	6	4	18	12	5	150	34	22	27	12	465
515-530	9	148	8	7	18	10	7	154	37	26	35	12	471
530-545	12	130	9	4	13	14	7	143	29	23	16	16	416
545-600	11	166	7	4	21	11	5	137	33	29	17	18	459

HOUR TOTALS													
TIME	1 SBRT	2 SBTH	3 SBLT	4 WBRT	5 WBTH	6 WBLT	7 NBRT	8 NBTH	9 NBLT	10 EBRT	11 EBTH	12 EBLT	TOTAL
300-400	25	516	32	16	71	42	36	588	126	75	70	49	1646
315-415	29	557	34	18	68	37	38	606	128	86	83	48	1732
330-430	32	567	35	20	67	39	34	612	106	89	80	45	1726
345-445	38	622	31	19	70	48	34	641	104	75	82	43	1807
400-500	51	643	23	16	68	48	31	631	102	74	67	46	1800
415-515	50	651	22	16	70	47	24	617	107	72	72	50	1798
430-530	49	665	24	17	70	46	27	616	125	77	97	51	1864
445-545	49	622	28	19	67	47	27	597	129	88	88	51	1812
500-600	43	608	30	19	70	47	24	584	133	100	95	58	1811



WILTEC

Phone: (626) 564-1944 Fax: (626) 564-0969

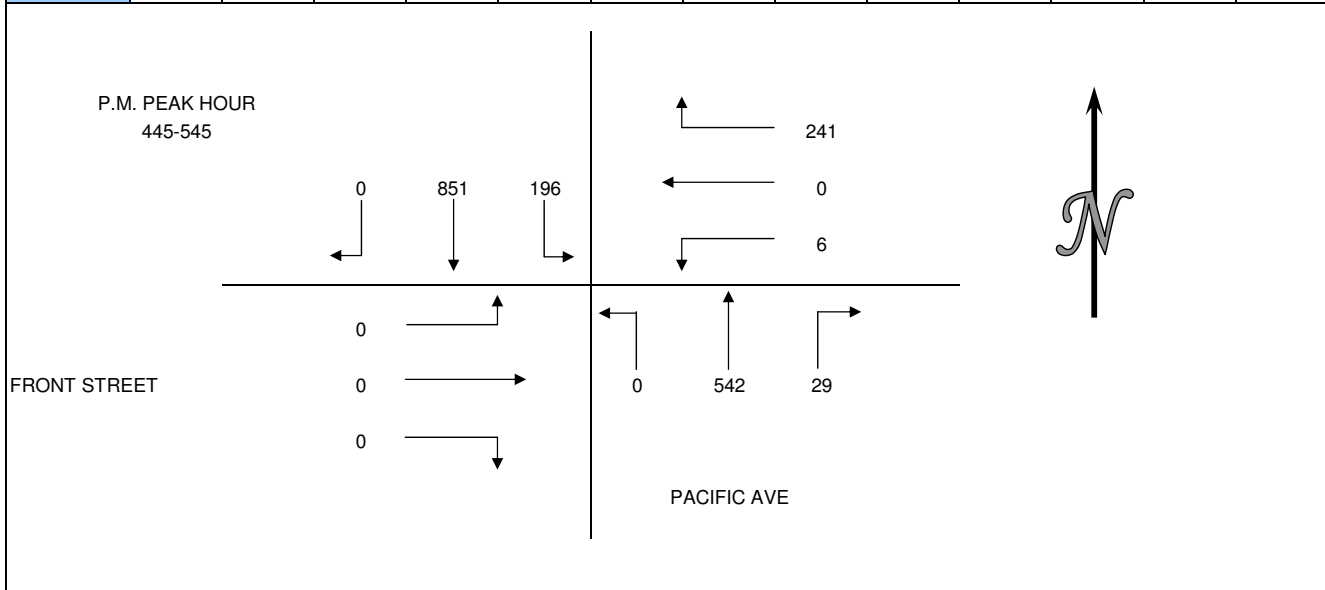
INTERSECTION TURNING MOVEMENT COUNT SUMMARY

Int 18

CLIENT: FEHR AND PEERS
 PROJECT: SAN PEDRO TRAFFIC COUNTS
 DATE: THURSDAY SEPTEMBER 27, 2007
 PERIOD: 3:00 PM TO 6:00 PM
 INTERSECTION: N/S PACIFIC AVE
 E/W FRONT STREET

15 MIN COUNTS													
PERIOD	1 SBRT	2 SBTH	3 SBLT	4 WBRT	5 WBTH	6 WBLT	7 NBRT	8 NBTH	9 NBLT	10 EBRT	11 EBTH	12 EBLT	TOTAL
300-315	0	134	29	43	0	0	8	138	0	0	0	0	352
315-330	0	147	33	55	0	1	6	152	0	0	0	0	394
330-345	0	107	32	75	0	0	4	152	0	0	0	0	370
345-400	0	189	34	48	0	1	12	142	0	0	0	0	426
400-415	0	174	49	51	0	2	12	162	0	0	0	0	450
415-430	0	152	61	64	0	0	4	144	0	0	0	0	425
430-445	0	174	49	67	0	1	3	142	0	0	0	0	436
445-500	0	219	49	61	0	1	2	136	0	0	0	0	468
500-515	0	196	68	75	0	0	4	133	0	0	0	0	476
515-530	0	202	40	53	0	4	12	146	0	0	0	0	457
530-545	0	234	39	52	0	1	11	127	0	0	0	0	464
545-600	0	220	32	42	0	2	11	119	0	0	0	0	426

HOUR TOTALS													
TIME	1 SBRT	2 SBTH	3 SBLT	4 WBRT	5 WBTH	6 WBLT	7 NBRT	8 NBTH	9 NBLT	10 EBRT	11 EBTH	12 EBLT	TOTAL
300-400	0	577	128	221	0	2	30	584	0	0	0	0	1542
315-415	0	617	148	229	0	4	34	608	0	0	0	0	1640
330-430	0	622	176	238	0	3	32	600	0	0	0	0	1671
345-445	0	689	193	230	0	4	31	590	0	0	0	0	1737
400-500	0	719	208	243	0	4	21	584	0	0	0	0	1779
415-515	0	741	227	267	0	2	13	555	0	0	0	0	1805
430-530	0	791	206	256	0	6	21	557	0	0	0	0	1837
445-545	0	851	196	241	0	6	29	542	0	0	0	0	1865
500-600	0	852	179	222	0	7	38	525	0	0	0	0	1823



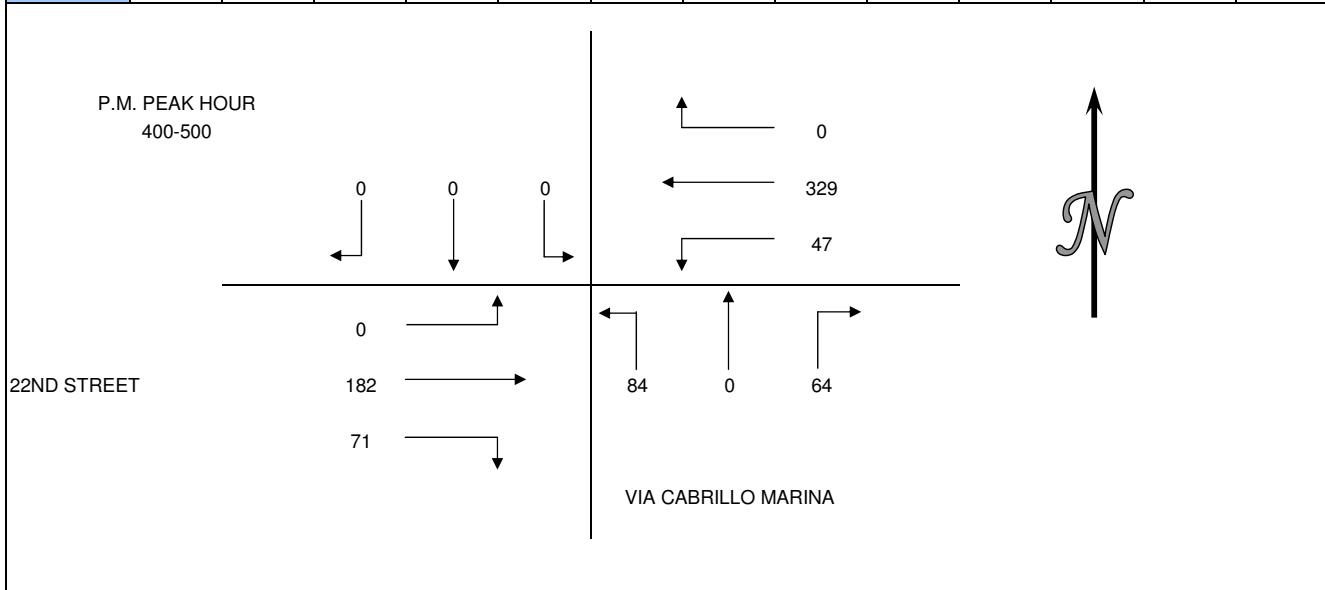
INTERSECTION TURNING MOVEMENT COUNT SUMMARY

Int 19

CLIENT: FEHR AND PEERS
 PROJECT: SAN PEDRO TRAFFIC COUNTS
 DATE: WEDNESDAY OCTOBER 26, 2007
 PERIOD: 3:00 PM TO 6:00 PM
 INTERSECTION: N/S VIA CABRILLO MARINA
 E/W 22ND STREET

15 MIN COUNTS													
PERIOD	1 SBRT	2 SBTH	3 SBLT	4 WBRT	5 WBTH	6 WBLT	7 NBRT	8 NBTH	9 NBLT	10 EBRT	11 EBTH	12 EBLT	TOTAL
300-315	0	0	0	0	55	15	15	0	23	9	25	0	142
315-330	0	0	0	0	44	16	19	0	20	10	34	0	143
330-345	0	0	0	0	45	19	19	0	8	19	22	0	132
345-400	0	0	0	0	62	19	16	0	17	17	33	0	164
400-415	0	0	0	0	77	10	12	0	24	24	40	0	187
415-430	0	0	0	0	78	16	21	0	28	15	50	0	208
430-445	0	0	0	0	92	11	14	0	17	18	51	0	203
445-500	0	0	0	0	82	10	17	0	15	14	41	0	179
500-515	0	0	0	0	72	9	18	0	22	17	38	0	176
515-530	0	0	0	0	83	16	21	0	16	19	43	0	198
530-545	0	0	0	0	87	17	21	0	14	12	34	0	185
545-600	0	0	0	0	112	15	11	0	13	15	29	0	195

HOUR TOTALS													
TIME	1 SBRT	2 SBTH	3 SBLT	4 WBRT	5 WBTH	6 WBLT	7 NBRT	8 NBTH	9 NBLT	10 EBRT	11 EBTH	12 EBLT	TOTAL
300-400	0	0	0	0	206	69	69	0	68	55	114	0	581
315-415	0	0	0	0	228	64	66	0	69	70	129	0	626
330-430	0	0	0	0	262	64	68	0	77	75	145	0	691
345-445	0	0	0	0	309	56	63	0	86	74	174	0	762
400-500	0	0	0	0	329	47	64	0	84	71	182	0	777
415-515	0	0	0	0	324	46	70	0	82	64	180	0	766
430-530	0	0	0	0	329	46	70	0	70	68	173	0	756
445-545	0	0	0	0	324	52	77	0	67	62	156	0	738
500-600	0	0	0	0	354	57	71	0	65	63	144	0	754



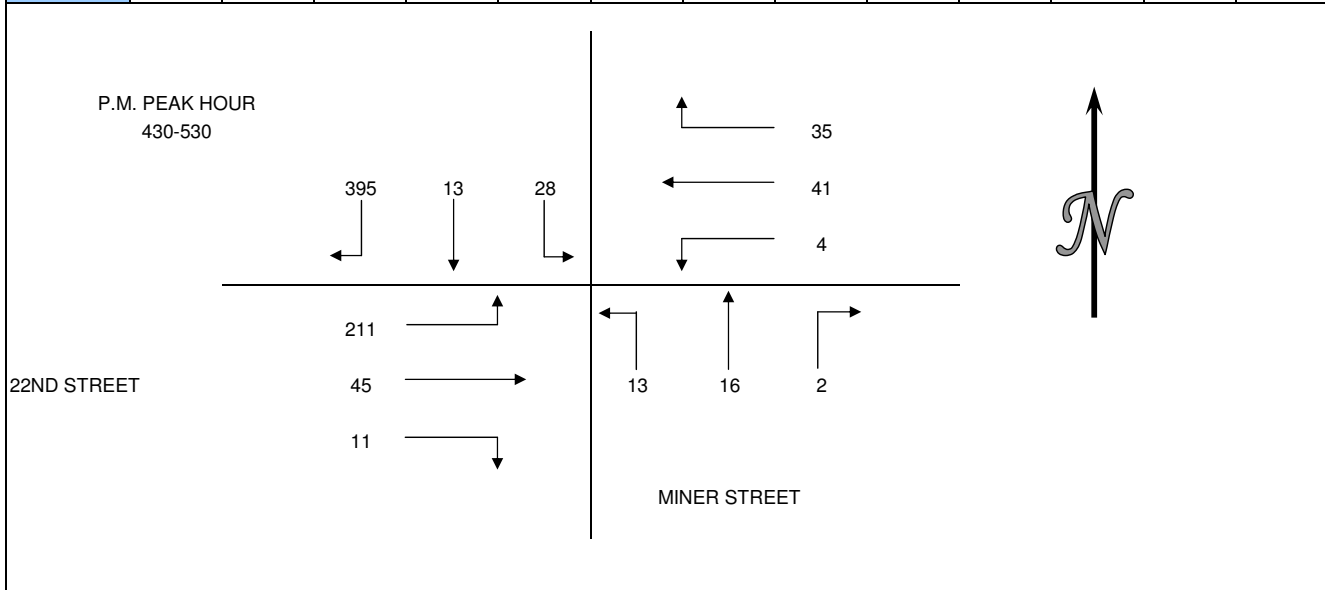
INTERSECTION TURNING MOVEMENT COUNT SUMMARY

Int 20

CLIENT: FEHR AND PEERS
 PROJECT: SAN PEDRO TRAFFIC COUNTS
 DATE: WEDNESDAY OCTOBER 26, 2007
 PERIOD: 3:00 PM TO 6:00 PM
 INTERSECTION: N/S MINER STREET
 E/W 22ND STREET

15 MIN COUNTS													
PERIOD	1 SBRT	2 SBTH	3 SBLT	4 WBRT	5 WBTH	6 WBLT	7 NBRT	8 NBTH	9 NBLT	10 EBRT	11 EBTH	12 EBLT	TOTAL
300-315	50	5	6	12	10	0	1	12	4	3	14	27	144
315-330	58	2	7	10	12	0	0	2	4	1	11	34	141
330-345	42	5	7	8	18	1	1	5	1	4	8	44	144
345-400	66	4	5	4	14	0	0	5	1	5	10	36	150
400-415	80	3	4	6	5	0	0	6	2	0	6	31	143
415-430	62	5	7	8	14	0	0	6	1	4	10	57	174
430-445	82	2	12	5	10	2	0	2	3	6	9	64	197
445-500	111	5	6	15	8	0	2	4	3	3	14	52	223
500-515	99	3	5	8	16	2	0	6	4	1	6	49	199
515-530	103	3	5	7	7	0	0	4	3	1	16	46	195
530-545	81	2	8	9	13	0	0	4	2	1	12	45	177
545-600	75	4	2	8	8	0	0	2	2	0	6	37	144

HOUR TOTALS													
TIME	1 SBRT	2 SBTH	3 SBLT	4 WBRT	5 WBTH	6 WBLT	7 NBRT	8 NBTH	9 NBLT	10 EBRT	11 EBTH	12 EBLT	TOTAL
300-400	216	16	25	34	54	1	2	24	10	13	43	141	579
315-415	246	14	23	28	49	1	1	18	8	10	35	145	578
330-430	250	17	23	26	51	1	1	22	5	13	34	168	611
345-445	290	14	28	23	43	2	0	19	7	15	35	188	664
400-500	335	15	29	34	37	2	2	18	9	13	39	204	737
415-515	354	15	30	36	48	4	2	18	11	14	39	222	793
430-530	395	13	28	35	41	4	2	16	13	11	45	211	814
445-545	394	13	24	39	44	2	2	18	12	6	48	192	794
500-600	358	12	20	32	44	2	0	16	11	3	40	177	715



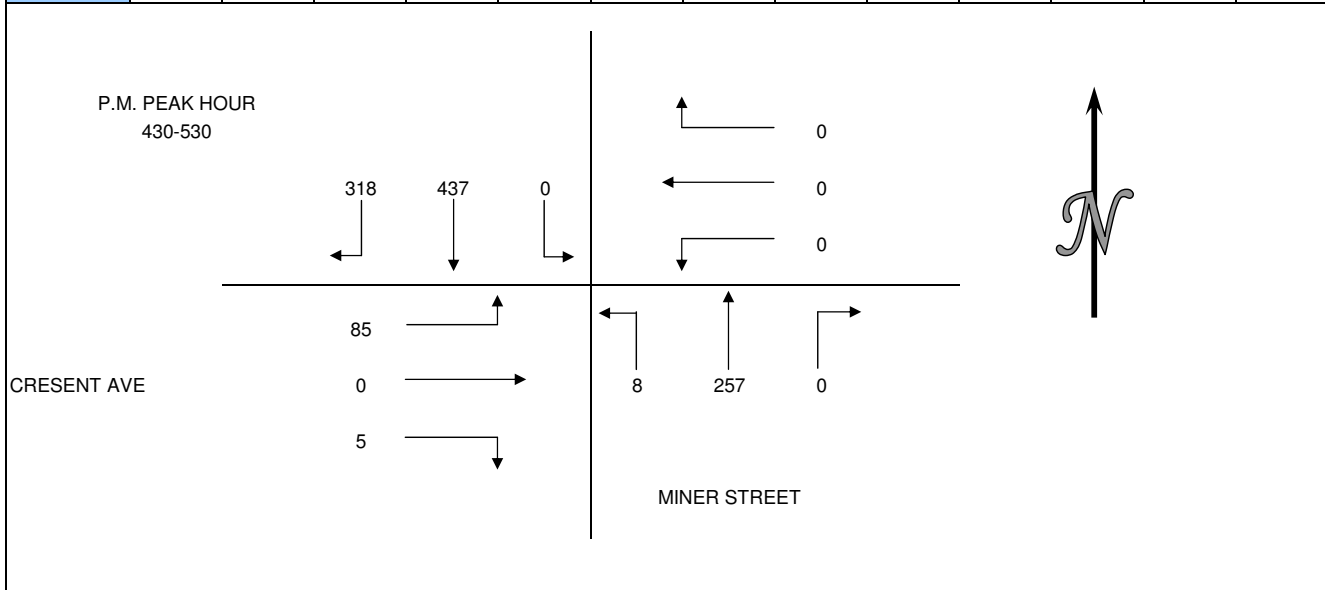
INTERSECTION TURNING MOVEMENT COUNT SUMMARY

Int 21

CLIENT: FEHR AND PEERS
 PROJECT: SAN PEDRO TRAFFIC COUNTS
 DATE: WEDNESDAY OCTOBER 26, 2007
 PERIOD: 3:00 PM TO 6:00 PM
 INTERSECTION: N/S MINER STREET
 E/W CRESENT AVE

15 MIN COUNTS													
PERIOD	1 SBRT	2 SBTH	3 SBLT	4 WBRT	5 WBTH	6 WBLT	7 NBRT	8 NBTH	9 NBLT	10 EBRT	11 EBTH	12 EBLT	TOTAL
300-315	20	44	0	0	0	0	0	39	2	0	0	13	118
315-330	32	66	0	0	0	0	0	53	0	2	0	16	169
330-345	38	51	0	0	0	0	0	56	2	1	0	19	167
345-400	55	83	0	0	0	0	0	54	1	0	0	36	229
400-415	49	73	0	0	0	0	0	58	1	3	0	25	209
415-430	64	86	0	0	0	0	0	59	0	1	0	24	234
430-445	59	93	0	0	0	0	0	72	0	2	0	16	242
445-500	75	116	0	0	0	0	0	57	5	2	0	20	275
500-515	100	119	0	0	0	0	0	72	2	1	0	27	321
515-530	84	109	0	0	0	0	0	56	1	0	0	22	272
530-545	65	86	0	0	0	0	0	58	1	1	0	31	242
545-600	68	78	0	0	0	0	0	40	3	1	0	14	204

HOUR TOTALS													
TIME	1 SBRT	2 SBTH	3 SBLT	4 WBRT	5 WBTH	6 WBLT	7 NBRT	8 NBTH	9 NBLT	10 EBRT	11 EBTH	12 EBLT	TOTAL
300-400	145	244	0	0	0	0	0	202	5	3	0	84	683
315-415	174	273	0	0	0	0	0	221	4	6	0	96	774
330-430	206	293	0	0	0	0	0	227	4	5	0	104	839
345-445	227	335	0	0	0	0	0	243	2	6	0	101	914
400-500	247	368	0	0	0	0	0	246	6	8	0	85	960
415-515	298	414	0	0	0	0	0	260	7	6	0	87	1072
430-530	318	437	0	0	0	0	0	257	8	5	0	85	1110
445-545	324	430	0	0	0	0	0	243	9	4	0	100	1110
500-600	317	392	0	0	0	0	0	226	7	3	0	94	1039



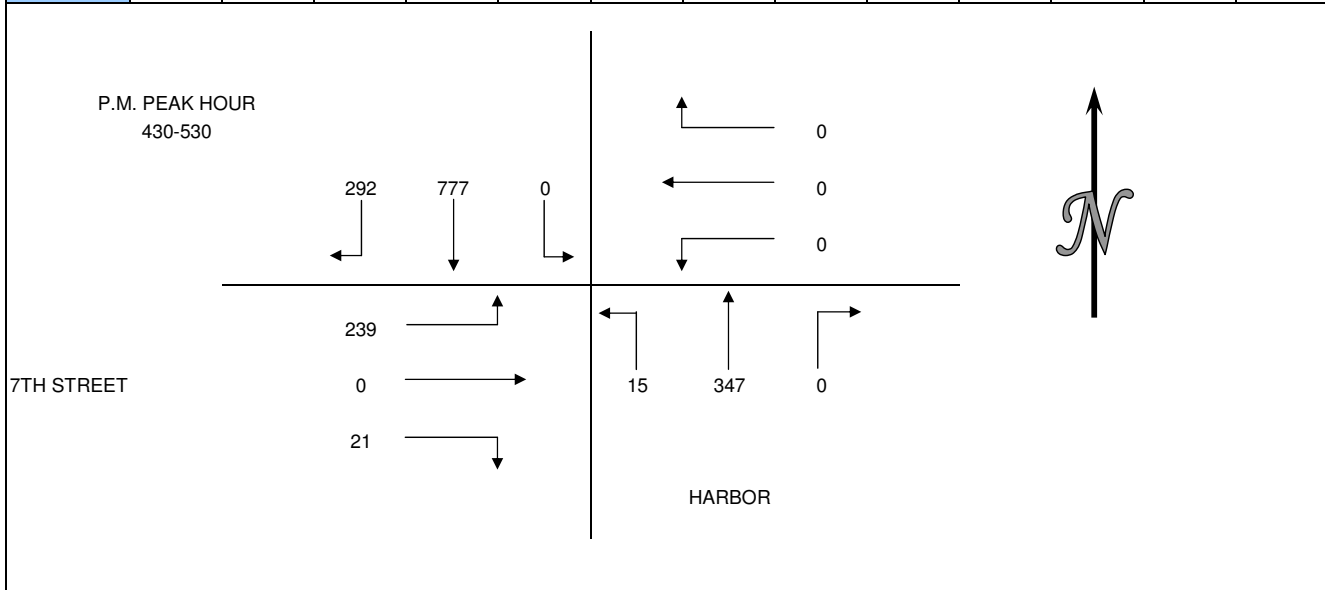
INTERSECTION TURNING MOVEMENT COUNT SUMMARY

Int 22

CLIENT: FEHR AND PEERS
 PROJECT: SAN PEDRO TRAFFIC COUNTS
 DATE: WEDNESDAY OCTOBER 26, 2007
 PERIOD: 3:00 PM TO 6:00 PM
 INTERSECTION: N/S HARBOR
 E/W 7TH STREET

15 MIN COUNTS													
PERIOD	1 SBRT	2 SBTH	3 SBLT	4 WBRT	5 WBTH	6 WBLT	7 NBRT	8 NBTH	9 NBLT	10 EBRT	11 EBTH	12 EBLT	TOTAL
300-315	49	82	0	0	0	0	0	62	3	3	0	38	237
315-330	54	86	0	0	0	0	0	71	1	2	0	44	258
330-345	53	94	0	0	0	0	0	68	2	3	0	60	280
345-400	66	129	0	0	0	0	0	75	3	4	0	54	331
400-415	49	120	0	0	0	0	0	72	5	4	0	58	308
415-430	51	140	0	0	0	0	0	97	2	8	0	45	343
430-445	65	160	0	0	0	0	0	86	3	5	0	80	399
445-500	89	209	0	0	0	0	0	73	4	4	0	41	420
500-515	69	215	0	0	0	0	0	101	1	6	0	62	454
515-530	69	193	0	0	0	0	0	87	7	6	0	56	418
530-545	54	135	0	0	0	0	0	79	5	5	0	49	327
545-600	73	176	0	0	0	0	0	62	5	2	0	41	359

HOUR TOTALS													
TIME	1 SBRT	2 SBTH	3 SBLT	4 WBRT	5 WBTH	6 WBLT	7 NBRT	8 NBTH	9 NBLT	10 EBRT	11 EBTH	12 EBLT	TOTAL
300-400	222	391	0	0	0	0	0	276	9	12	0	196	1106
315-415	222	429	0	0	0	0	0	286	11	13	0	216	1177
330-430	219	483	0	0	0	0	0	312	12	19	0	217	1262
345-445	231	549	0	0	0	0	0	330	13	21	0	237	1381
400-500	254	629	0	0	0	0	0	328	14	21	0	224	1470
415-515	274	724	0	0	0	0	0	357	10	23	0	228	1616
430-530	292	777	0	0	0	0	0	347	15	21	0	239	1691
445-545	281	752	0	0	0	0	0	340	17	21	0	208	1619
500-600	265	719	0	0	0	0	0	329	18	19	0	208	1558



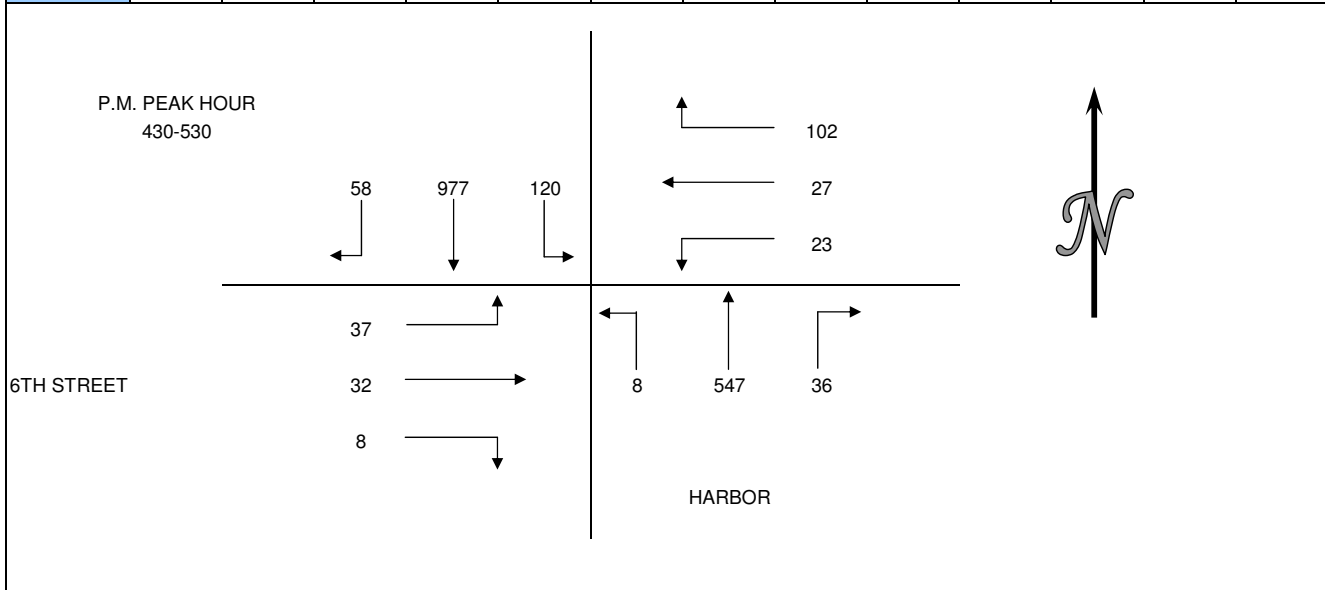
INTERSECTION TURNING MOVEMENT COUNT SUMMARY

Int 23

CLIENT: FEHR AND PEERS
 PROJECT: SAN PEDRO TRAFFIC COUNTS
 DATE: WEDNESDAY OCTOBER 26, 2007
 PERIOD: 3:00 PM TO 6:00 PM
 INTERSECTION: N/S HARBOR
 E/W 6TH STREET

15 MIN COUNTS													
PERIOD	1 SBRT	2 SBTH	3 SBLT	4 WBRT	5 WBTH	6 WBLT	7 NBRT	8 NBTH	9 NBLT	10 EBRT	11 EBTH	12 EBLT	TOTAL
300-315	20	153	28	30	6	3	5	96	1	3	3	6	354
315-330	22	145	19	23	10	4	6	98	4	2	7	13	353
330-345	13	134	32	25	11	8	5	114	2	2	6	10	362
345-400	21	168	30	13	11	1	11	132	2	3	4	16	412
400-415	17	171	25	18	7	8	14	111	2	3	7	12	395
415-430	14	214	28	21	15	7	15	134	1	1	3	11	464
430-445	11	207	29	24	6	4	7	145	3	0	4	9	449
445-500	18	238	25	19	7	8	9	126	3	1	9	9	472
500-515	18	281	33	35	9	6	10	152	1	6	17	10	578
515-530	11	251	33	24	5	5	10	124	1	1	2	9	476
530-545	18	217	23	20	8	0	13	117	2	0	4	5	427
545-600	12	220	19	23	7	1	9	93	1	4	0	9	398

HOUR TOTALS													
TIME	1 SBRT	2 SBTH	3 SBLT	4 WBRT	5 WBTH	6 WBLT	7 NBRT	8 NBTH	9 NBLT	10 EBRT	11 EBTH	12 EBLT	TOTAL
300-400	76	600	109	91	38	16	27	440	9	10	20	45	1481
315-415	73	618	106	79	39	21	36	455	10	10	24	51	1522
330-430	65	687	115	77	44	24	45	491	7	9	20	49	1633
345-445	63	760	112	76	39	20	47	522	8	7	18	48	1720
400-500	60	830	107	82	35	27	45	516	9	5	23	41	1780
415-515	61	940	115	99	37	25	41	557	8	8	33	39	1963
430-530	58	977	120	102	27	23	36	547	8	8	32	37	1975
445-545	65	987	114	98	29	19	42	519	7	8	32	33	1953
500-600	59	969	108	102	29	12	42	486	5	11	23	33	1879



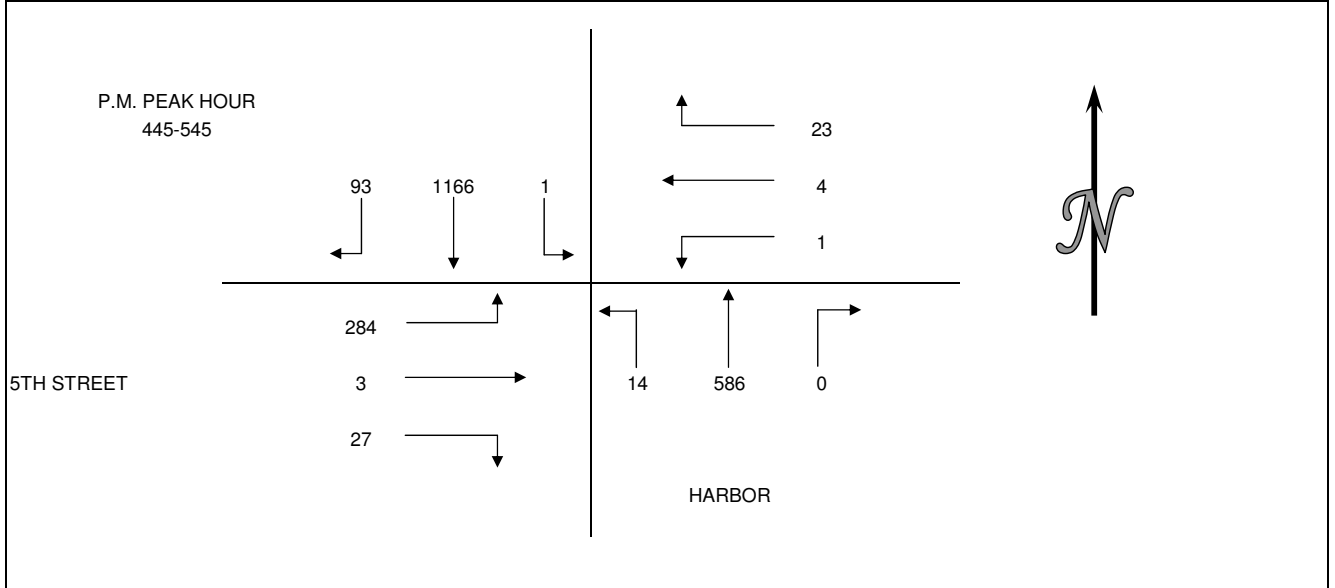
INTERSECTION TURNING MOVEMENT COUNT SUMMARY

Int 24

CLIENT: FEHR AND PEERS
 PROJECT: SAN PEDRO TRAFFIC COUNTS
 DATE: WEDNESDAY OCTOBER 26, 2007
 PERIOD: 3:00 PM TO 6:00 PM
 INTERSECTION: N/S HARBOR
 E/W 5TH STREET

15 MIN COUNTS													
PERIOD	1 SBRT	2 SBTH	3 SBLT	4 WBRT	5 WBTH	6 WBLT	7 NBRT	8 NBTH	9 NBLT	10 EBRT	11 EBTH	12 EBLT	TOTAL
300-315	32	180	0	11	1	1	9	135	7	6	6	39	427
315-330	20	189	0	8	2	2	0	150	4	2	6	36	419
330-345	18	172	1	10	3	0	0	122	1	4	3	40	374
345-400	21	188	0	4	1	0	0	144	1	8	1	39	407
400-415	23	208	0	6	0	0	1	169	3	2	3	61	476
415-430	17	202	1	7	2	0	1	142	3	5	3	54	437
430-445	8	245	0	5	0	0	1	174	3	3	1	73	513
445-500	25	297	0	4	2	0	0	129	5	4	0	55	521
500-515	21	307	0	6	1	0	0	149	2	11	3	94	594
515-530	23	283	0	2	1	0	0	149	4	5	0	60	527
530-545	24	279	1	11	0	1	0	159	3	7	0	75	560
545-600	15	240	1	4	0	0	1	144	3	6	1	67	482

HOUR TOTALS													
TIME	1 SBRT	2 SBTH	3 SBLT	4 WBRT	5 WBTH	6 WBLT	7 NBRT	8 NBTH	9 NBLT	10 EBRT	11 EBTH	12 EBLT	TOTAL
300-400	91	729	1	33	7	3	9	551	13	20	16	154	1627
315-415	82	757	1	28	6	2	1	585	9	16	13	176	1676
330-430	79	770	2	27	6	0	2	577	8	19	10	194	1694
345-445	69	843	1	22	3	0	3	629	10	18	8	227	1833
400-500	73	952	1	22	4	0	3	614	14	14	7	243	1947
415-515	71	1051	1	22	5	0	2	594	13	23	7	276	2065
430-530	77	1132	0	17	4	0	1	601	14	23	4	282	2155
445-545	93	1166	1	23	4	1	0	586	14	27	3	284	2202
500-600	83	1109	2	23	2	1	1	601	12	29	4	296	2163



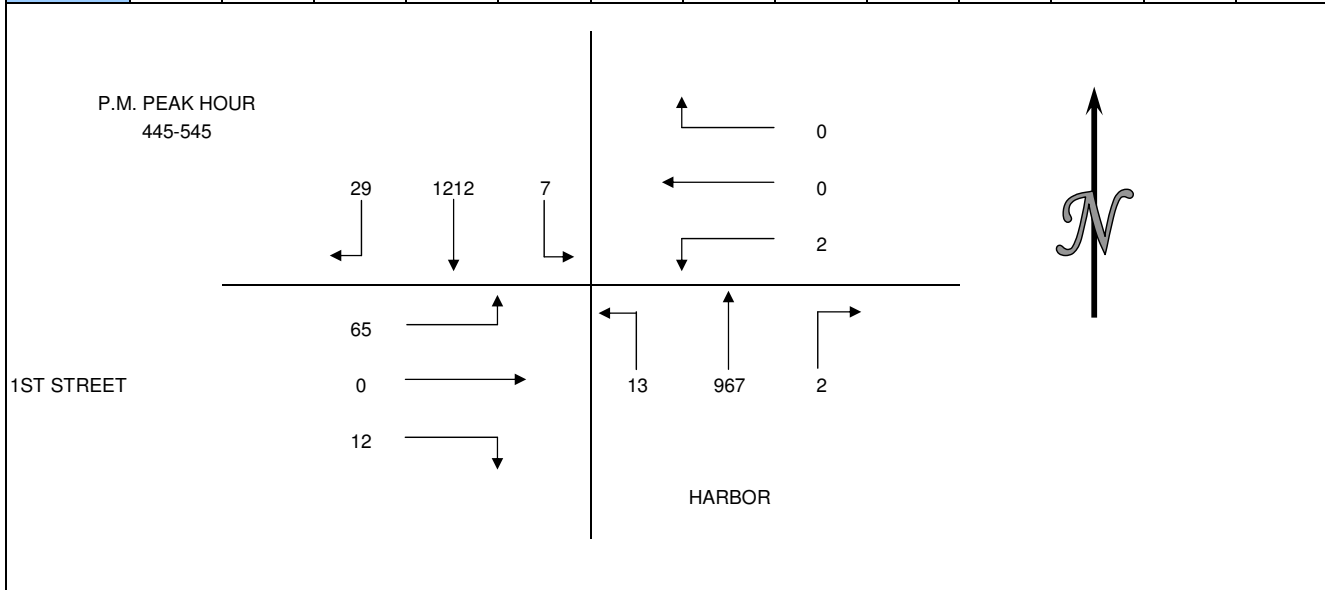
INTERSECTION TURNING MOVEMENT COUNT SUMMARY

Int 25

CLIENT: FEHR AND PEERS
 PROJECT: SAN PEDRO TRAFFIC COUNTS
 DATE: WEDNESDAY OCTOBER 26, 2007
 PERIOD: 3:00 PM TO 6:00 PM
 INTERSECTION: N/S HARBOR
 E/W 1ST STREET

15 MIN COUNTS													
PERIOD	1 SBRT	2 SBTH	3 SBLT	4 WBRT	5 WBTH	6 WBLT	7 NBRT	8 NBTH	9 NBLT	10 EBRT	11 EBTH	12 EBLT	TOTAL
300-315	4	200	2	6	0	0	0	185	5	4	0	20	426
315-330	9	196	4	2	1	0	0	206	3	2	0	20	443
330-345	4	193	0	0	0	0	1	184	1	1	0	12	396
345-400	6	207	2	1	1	1	0	185	2	2	0	15	422
400-415	4	223	4	0	0	0	0	217	2	5	0	7	462
415-430	7	208	3	2	0	0	0	213	5	4	0	21	463
430-445	5	259	3	1	0	0	0	201	4	3	0	23	499
445-500	6	316	1	0	0	1	1	234	2	4	0	13	578
500-515	7	297	1	0	0	0	1	246	2	5	0	24	583
515-530	7	307	2	0	0	0	0	239	5	1	0	12	573
530-545	9	292	3	0	0	1	0	248	4	2	0	16	575
545-600	3	271	4	1	0	0	0	202	0	0	0	10	491

HOUR TOTALS													
TIME	1 SBRT	2 SBTH	3 SBLT	4 WBRT	5 WBTH	6 WBLT	7 NBRT	8 NBTH	9 NBLT	10 EBRT	11 EBTH	12 EBLT	TOTAL
300-400	23	796	8	9	2	1	1	760	11	9	0	67	1687
315-415	23	819	10	3	2	1	1	792	8	10	0	54	1723
330-430	21	831	9	3	1	1	1	799	10	12	0	55	1743
345-445	22	897	12	4	1	1	0	816	13	14	0	66	1846
400-500	22	1006	11	3	0	1	1	865	13	16	0	64	2002
415-515	25	1080	8	3	0	1	2	894	13	16	0	81	2123
430-530	25	1179	7	1	0	1	2	920	13	13	0	72	2233
445-545	29	1212	7	0	0	2	2	967	13	12	0	65	2309
500-600	26	1167	10	1	0	1	1	935	11	8	0	62	2222



WILTEC

Phone: (626) 564-1944 Fax: (626) 564-0969

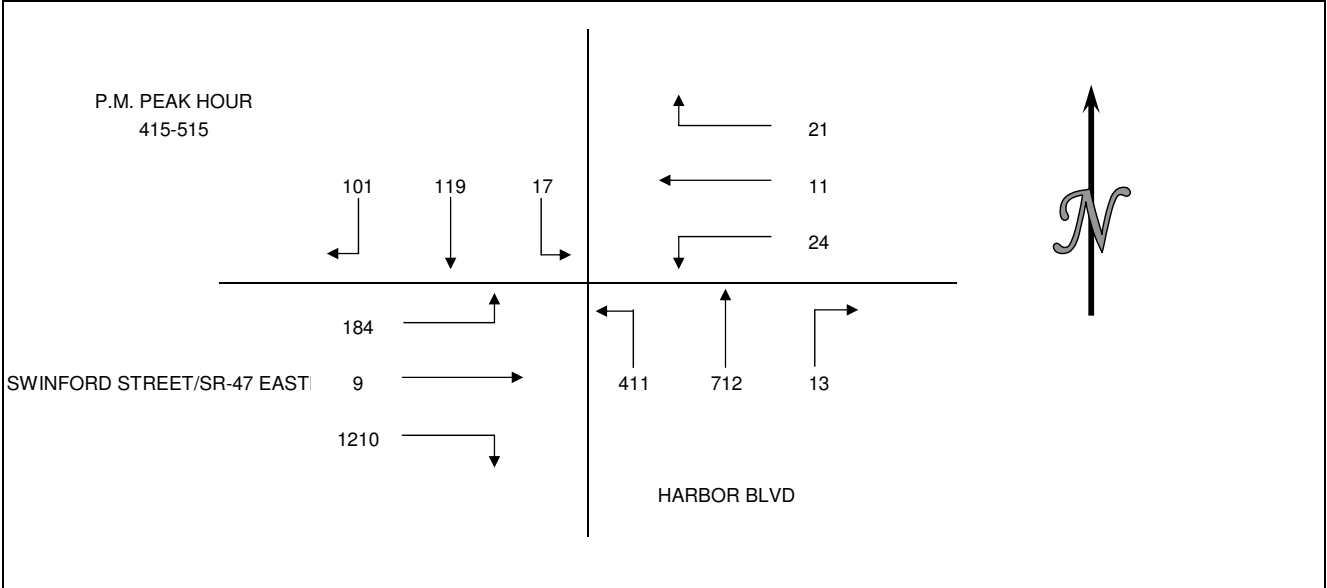
INTERSECTION TURNING MOVEMENT COUNT SUMMARY

Int 26

CLIENT: FEHR AND PEERS
 PROJECT: SAN PEDRO TRAFFIC COUNTS
 DATE: WEDNESDAY OCTOBER 26, 2007
 PERIOD: 3:00 PM TO 6:00 PM
 INTERSECTION: N/S HARBOR BLVD
 E/W SWINFORD STREET/SR-47 EASTBOUND RAMP

15 MIN COUNTS													
PERIOD	1 SBRT	2 SBTH	3 SBLT	4 WBRT	5 WBTH	6 WBLT	7 NBRT	8 NBTH	9 NBLT	10 EBRT	11 EBTH	12 EBLT	TOTAL
300-315	27	30	2	2	1	5	4	148	95	219	3	40	576
315-330	34	22	2	3	1	10	2	134	81	173	1	50	513
330-345	24	32	4	4	4	6	4	163	100	208	2	42	593
345-400	32	29	2	2	3	7	2	177	91	238	1	57	641
400-415	26	27	3	5	3	7	2	140	96	231	0	48	588
415-430	30	28	6	3	1	3	1	165	103	280	5	60	685
430-445	20	26	1	6	4	6	5	184	85	275	1	30	643
445-500	28	28	5	7	2	7	2	157	95	298	2	42	673
500-515	23	37	5	5	4	8	5	206	128	357	1	52	831
515-530	17	27	4	5	2	3	3	169	105	297	0	32	664
530-545	28	24	1	2	1	4	6	152	96	263	3	47	627
545-600	20	19	3	1	7	6	2	119	76	248	1	39	541

HOUR TOTALS													
TIME	1 SBRT	2 SBTH	3 SBLT	4 WBRT	5 WBTH	6 WBLT	7 NBRT	8 NBTH	9 NBLT	10 EBRT	11 EBTH	12 EBLT	TOTAL
300-400	117	113	10	11	9	28	12	622	367	838	7	189	2323
315-415	116	110	11	14	11	30	10	614	368	850	4	197	2335
330-430	112	116	15	14	11	23	9	645	390	957	8	207	2507
345-445	108	110	12	16	11	23	10	666	375	1024	7	195	2557
400-500	104	109	15	21	10	23	10	646	379	1084	8	180	2589
415-515	101	119	17	21	11	24	13	712	411	1210	9	184	2832
430-530	88	118	15	23	12	24	15	716	413	1227	4	156	2811
445-545	96	116	15	19	9	22	16	684	424	1215	6	173	2795
500-600	88	107	13	13	14	21	16	646	405	1165	5	170	2663



WILTEC

Phone: (626) 564-1944 Fax: (626) 564-0969

INTERSECTION TURNING MOVEMENT COUNT SUMMARY

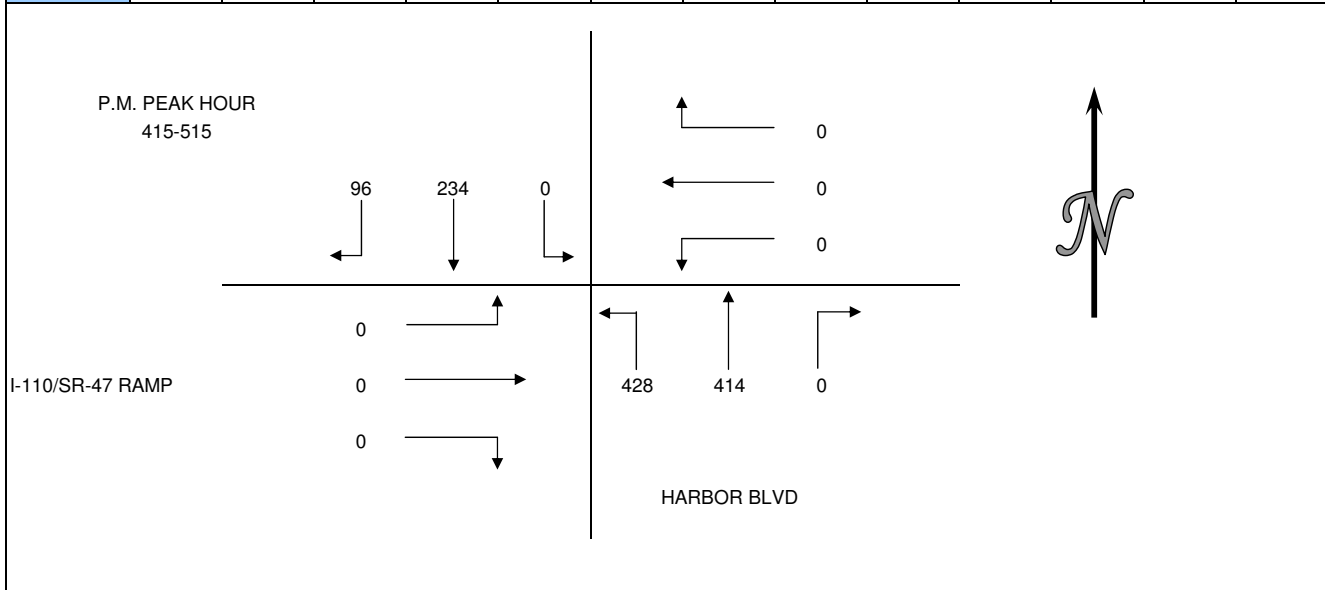
Int 27

CLIENT: FEHR AND PEERS
 PROJECT: SAN PEDRO TRAFFIC COUNTS
 DATE: WEDNESDAY OCTOBER 26, 2007
 PERIOD: 3:00 PM TO 6:00 PM
 INTERSECTION: N/S HARBOR BLVD
 E/W I-110/SR-47 RAMP

peak hour changed to 415-515

15 MIN COUNTS													
PERIOD	1 SBRT	2 SBTH	3 SBLT	4 WBRT	5 WBTH	6 WBLT	7 NBRT	8 NBTH	9 NBLT	10 EBRT	11 EBTH	12 EBLT	TOTAL
300-315	23	56	0	0	0	0	0	120	107	0	0	0	306
315-330	25	53	0	0	0	0	0	118	108	0	0	0	304
330-345	26	67	0	0	0	0	0	84	110	0	0	0	287
345-400	22	58	0	0	0	0	0	92	103	0	0	0	275
400-415	12	63	0	0	0	0	0	95	97	0	0	0	267
415-430	10	60	0	0	0	0	0	87	104	0	0	0	261
430-445	22	46	0	0	0	0	0	99	136	0	0	0	303
445-500	8	61	0	0	0	0	0	107	121	0	0	0	297
500-515	2	53	0	0	0	0	0	86	148	0	0	0	289
515-530	0	51	0	0	0	0	0	73	129	0	0	0	253
530-545	1	48	0	0	0	0	0	86	111	0	0	0	246
545-600	1	51	0	0	0	0	0	67	117	0	0	0	236

HOUR TOTALS													
TIME	1 SBRT	2 SBTH	3 SBLT	4 WBRT	5 WBTH	6 WBLT	7 NBRT	8 NBTH	9 NBLT	10 EBRT	11 EBTH	12 EBLT	TOTAL
300-400	96	234	0	0	0	0	0	414	428	0	0	0	1172
315-415	85	241	0	0	0	0	0	389	418	0	0	0	1133
330-430	70	248	0	0	0	0	0	358	414	0	0	0	1090
345-445	66	227	0	0	0	0	0	373	440	0	0	0	1106
400-500	52	230	0	0	0	0	0	388	458	0	0	0	1128
415-515	42	220	0	0	0	0	0	379	509	0	0	0	1150
430-530	32	211	0	0	0	0	0	365	534	0	0	0	1142
445-545	11	213	0	0	0	0	0	352	509	0	0	0	1085
500-600	4	203	0	0	0	0	0	312	505	0	0	0	1024



WILTEC

Phone: (626) 564-1944 Fax: (626) 564-0969

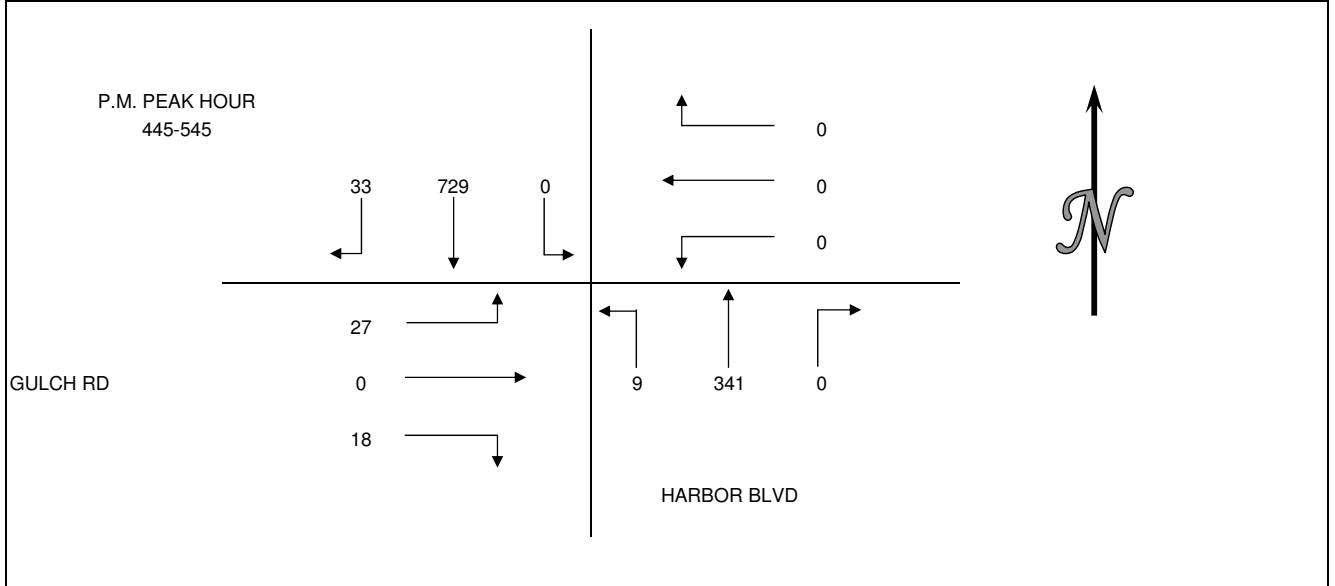
INTERSECTION TURNING MOVEMENT COUNT SUMMARY

Int 28

CLIENT: FEHR AND PEERS
 PROJECT: SAN PEDRO TRAFFIC COUNTS
 DATE: WEDNESDAY OCTOBER 26, 2007
 PERIOD: 3:00 PM TO 6:00 PM
 INTERSECTION: N/S HARBOR BLVD
 E/W GULCH RD

15 MIN COUNTS													
PERIOD	1 SBRT	2 SBTH	3 SBLT	4 WBRT	5 WBTH	6 WBLT	7 NBRT	8 NBTH	9 NBLT	10 EBRT	11 EBTH	12 EBLT	TOTAL
300-315	4	90	0	0	0	0	0	79	7	3	0	5	188
315-330	7	80	0	0	0	0	0	53	5	3	0	4	152
330-345	7	103	0	0	0	0	0	87	8	7	0	9	221
345-400	6	94	0	0	0	0	0	56	4	2	0	4	166
400-415	16	115	0	0	0	0	0	84	3	1	0	7	226
415-430	10	134	0	0	0	0	0	63	1	2	0	8	218
430-445	6	155	0	0	0	0	0	84	1	4	0	5	255
445-500	11	195	0	0	0	0	0	95	1	5	0	7	314
500-515	5	185	0	0	0	0	0	83	4	4	0	4	285
515-530	5	190	0	0	0	0	0	91	2	5	0	7	300
530-545	12	159	0	0	0	0	0	72	2	4	0	9	258
545-600	11	176	0	0	0	0	0	57	8	3	0	9	264

HOUR TOTALS													
TIME	1 SBRT	2 SBTH	3 SBLT	4 WBRT	5 WBTH	6 WBLT	7 NBRT	8 NBTH	9 NBLT	10 EBRT	11 EBTH	12 EBLT	TOTAL
300-400	24	367	0	0	0	0	0	275	24	15	0	22	727
315-415	36	392	0	0	0	0	0	280	20	13	0	24	765
330-430	39	446	0	0	0	0	0	290	16	12	0	28	831
345-445	38	498	0	0	0	0	0	287	9	9	0	24	865
400-500	43	599	0	0	0	0	0	326	6	12	0	27	1013
415-515	32	669	0	0	0	0	0	325	7	15	0	24	1072
430-530	27	725	0	0	0	0	0	353	8	18	0	23	1154
445-545	33	729	0	0	0	0	0	341	9	18	0	27	1157
500-600	33	710	0	0	0	0	0	303	16	16	0	29	1107

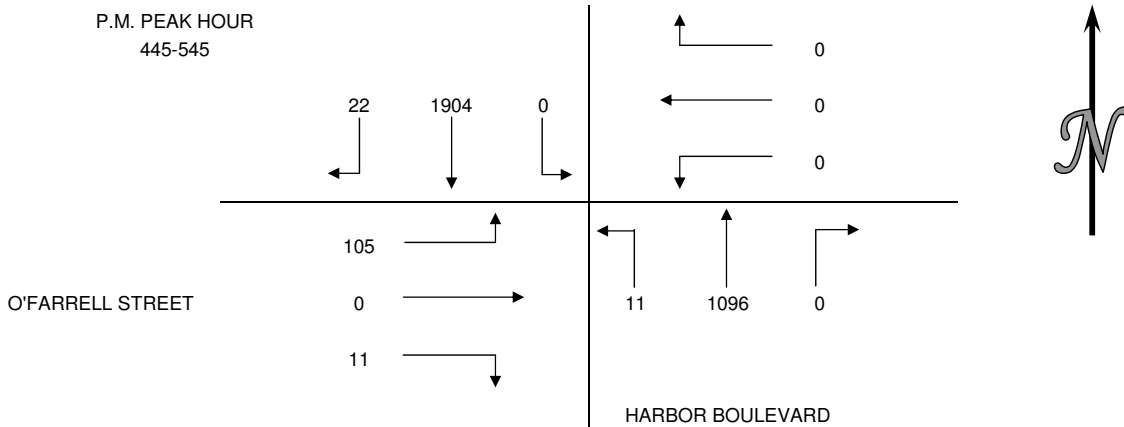


INTERSECTION TURNING MOVEMENT COUNT SUMMARY

Int 29

CLIENT: FEHR AND PEERS
 PROJECT: SAN PEDRO TRAFFIC COUNTS
 DATE: WEDNESDAY FEBRUARY 6, 2008
 PERIOD: 4:00 PM TO 7:00 PM
 INTERSECTION: N/S HARBOR BOULEVARD
 E/W O'FARRELL STREET

15 MIN COUNTS													
PERIOD	1 SBRT	2 SBTH	3 SBLT	4 WBRT	5 WBTH	6 WBLT	7 NBRT	8 NBTH	9 NBLT	10 EBRT	11 EBTH	12 EBLT	TOTAL
400-415	2	255	0	0	0	0	0	288	3	4	0	20	572
415-430	5	348	0	0	0	0	0	250	2	2	0	19	626
430-445	3	305	0	0	0	0	0	303	2	3	0	31	647
445-500	6	430	0	0	0	0	0	271	2	6	0	36	751
500-515	3	528	0	0	0	0	0	329	2	3	0	19	884
515-530	3	429	0	0	0	0	0	236	1	1	0	30	700
530-545	10	517	0	0	0	0	0	260	6	1	0	20	814
545-600	5	337	0	0	0	0	0	241	1	2	0	27	613
600-615	6	293	0	0	0	0	0	190	2	2	0	52	545
615-630	6	361	0	0	0	0	0	143	0	1	0	18	529
630-645	2	351	0	0	0	0	0	160	0	4	0	23	540
645-700	8	216	0	0	0	0	0	137	0	3	0	39	403
HOUR TOTALS													
TIME	1 SBRT	2 SBTH	3 SBLT	4 WBRT	5 WBTH	6 WBLT	7 NBRT	8 NBTH	9 NBLT	10 EBRT	11 EBTH	12 EBLT	TOTAL
400-500	16	1338	0	0	0	0	0	1112	9	15	0	106	2596
415-515	17	1611	0	0	0	0	0	1153	8	14	0	105	2908
430-530	15	1692	0	0	0	0	0	1139	7	13	0	116	2982
445-545	22	1904	0	0	0	0	0	1096	11	11	0	105	3149
500-600	21	1811	0	0	0	0	0	1066	10	7	0	96	3011
515-615	24	1576	0	0	0	0	0	927	10	6	0	129	2672
530-630	27	1508	0	0	0	0	0	834	9	6	0	117	2501
545-645	19	1342	0	0	0	0	0	734	3	9	0	120	2227
600-700	22	1221	0	0	0	0	0	630	2	10	0	132	2017

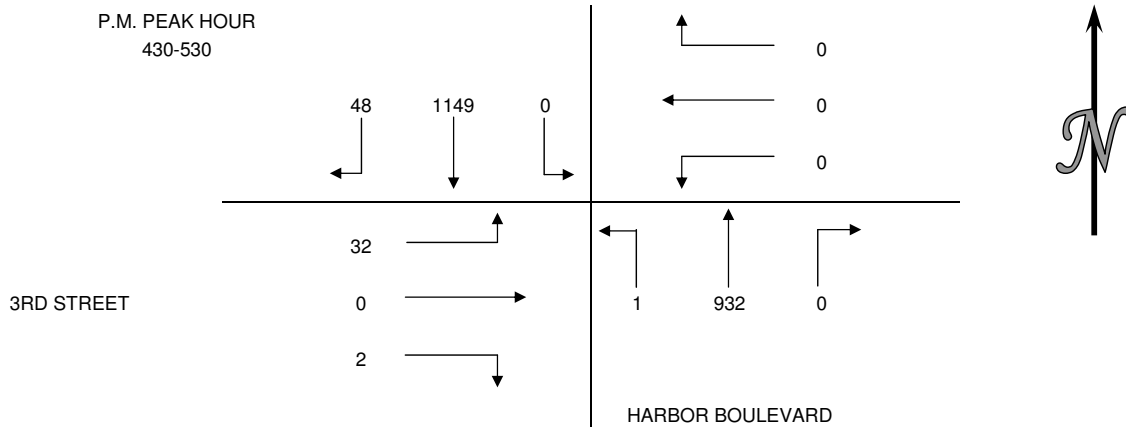


INTERSECTION TURNING MOVEMENT COUNT SUMMARY

Int 30

CLIENT: FEHR AND PEERS
 PROJECT: SAN PEDRO TRAFFIC COUNTS
 DATE: FRIDAY JANUARY 11, 2008
 PERIOD: 4:00 PM TO 7:00 PM
 INTERSECTION: N/S HARBOR BOULEVARD
 E/W 3RD STREET
 CITY: SAN PEDRO

15 MIN COUNTS													
PERIOD	1 SBRT	2 SBTH	3 SB-UT	4 WBRT	5 WBTH	6 WBLT	7 NBRT	8 NBTH	9 NBLT	10 EBRT	11 EBTH	12 EBLT	TOTAL
400-415	13	232	1	0	0	0	0	239	0	0	0	4	489
415-430	7	261	0	0	0	0	0	210	0	0	0	4	482
430-445	11	247	0	0	0	0	0	252	0	1	0	10	521
445-500	12	273	0	0	0	0	0	218	0	0	0	8	511
500-515	13	318	0	0	0	0	0	246	1	0	0	6	584
515-530	12	311	0	0	0	0	0	216	0	1	0	8	548
530-545	10	291	0	0	0	0	0	192	0	0	0	7	500
545-600	18	275	0	0	0	0	0	154	2	0	0	4	453
600-615	5	236	0	0	0	0	0	164	0	2	0	4	411
615-630	11	220	0	0	0	0	0	127	0	0	0	3	361
630-645	9	184	1	0	0	0	0	125	0	2	0	3	324
645-700	6	192	0	0	0	0	0	118	1	0	0	3	320
HOURLY TOTALS													
TIME	1 SBRT	2 SBTH	3 SB-UT	4 WBRT	5 WBTH	6 WBLT	7 NBRT	8 NBTH	9 NBLT	10 EBRT	11 EBTH	12 EBLT	TOTAL
400-500	43	1013	1	0	0	0	0	919	0	1	0	26	2003
415-515	43	1099	0	0	0	0	0	926	1	1	0	28	2098
430-530	48	1149	0	0	0	0	0	932	1	2	0	32	2164
445-545	47	1193	0	0	0	0	0	872	1	1	0	29	2143
500-600	53	1195	0	0	0	0	0	808	3	1	0	25	2085
515-615	45	1113	0	0	0	0	0	726	2	3	0	23	1912
530-630	44	1022	0	0	0	0	0	637	2	2	0	18	1725
545-645	43	915	1	0	0	0	0	570	2	4	0	14	1549
600-700	31	832	1	0	0	0	0	534	1	4	0	13	1416

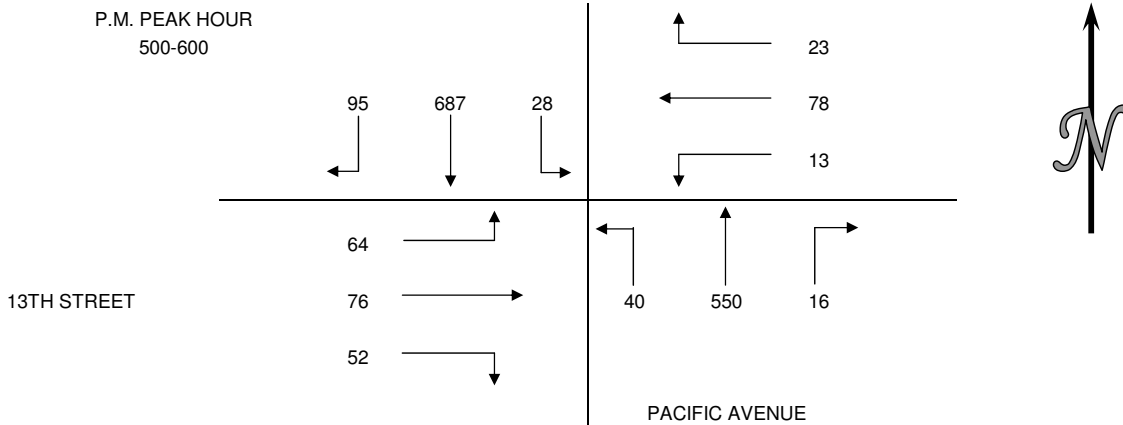


INTERSECTION TURNING MOVEMENT COUNT SUMMARY

Int 31

CLIENT: FEHR AND PEERS
 PROJECT: SAN PEDRO TRAFFIC COUNTS
 DATE: WEDNESDAY FEBRUARY 6, 2008
 PERIOD: 4:00 PM TO 7:00 PM
 INTERSECTION: N/S PACIFIC AVENUE
 E/W 13TH STREET

15 MIN COUNTS													
PERIOD	1 SBRT	2 SBTH	3 SBLT	4 WBRT	5 WBTH	6 WBLT	7 NBRT	8 NBTH	9 NBLT	10 EBRT	11 EBTH	12 EBLT	TOTAL
400-415	25	170	3	7	14	2	5	161	10	13	14	18	442
415-430	11	125	3	5	11	2	1	119	13	15	22	9	336
430-445	17	177	5	4	19	2	2	144	18	11	15	18	432
445-500	21	172	4	6	18	4	0	157	13	18	13	8	434
500-515	31	147	2	4	16	5	4	129	6	6	22	18	390
515-530	17	195	8	7	18	4	6	143	10	16	8	15	447
530-545	16	192	6	2	22	1	2	140	9	13	23	12	438
545-600	31	153	12	10	22	3	4	138	15	17	23	19	447
600-615	16	141	3	5	21	0	6	148	3	18	11	7	379
615-630	12	174	6	9	13	3	5	128	12	9	10	13	394
630-645	21	143	6	6	13	4	1	130	10	22	24	5	385
645-700	12	101	7	13	2	5	2	120	4	14	8	4	292
HOURLY TOTALS													
TIME	1 SBRT	2 SBTH	3 SBLT	4 WBRT	5 WBTH	6 WBLT	7 NBRT	8 NBTH	9 NBLT	10 EBRT	11 EBTH	12 EBLT	TOTAL
400-500	74	644	15	22	62	10	8	581	54	57	64	53	1644
415-515	80	621	14	19	64	13	7	549	50	50	72	53	1592
430-530	86	691	19	21	71	15	12	573	47	51	58	59	1703
445-545	85	706	20	19	74	14	12	569	38	53	66	53	1709
500-600	95	687	28	23	78	13	16	550	40	52	76	64	1722
515-615	80	681	29	24	83	8	18	569	37	64	65	53	1711
530-630	75	660	27	26	78	7	17	554	39	57	67	51	1658
545-645	80	611	27	30	69	10	16	544	40	66	68	44	1605
600-700	61	559	22	33	49	12	14	526	29	63	53	29	1450

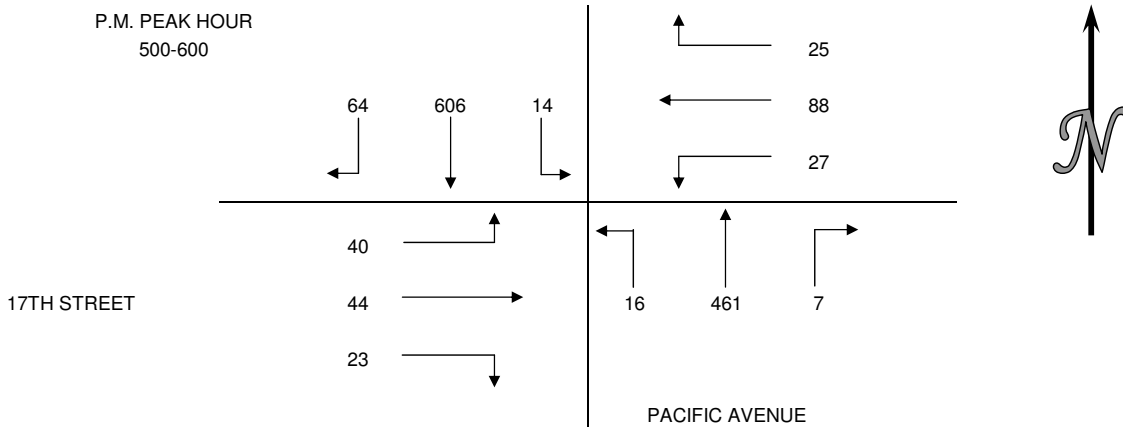


INTERSECTION TURNING MOVEMENT COUNT SUMMARY

Int 32

CLIENT: FEHR AND PEERS
 PROJECT: SAN PEDRO TRAFFIC COUNTS
 DATE: WEDNESDAY FEBRUARY 6, 2008
 PERIOD: 4:00 PM TO 7:00 PM
 INTERSECTION: N/S PACIFIC AVENUE
 E/W 17TH STREET

15 MIN COUNTS													
PERIOD	1 SBRT	2 SBTH	3 SBLT	4 WBRT	5 WBTH	6 WBLT	7 NBRT	8 NBTH	9 NBLT	10 EBRT	11 EBTH	12 EBLT	TOTAL
400-415	14	112	8	6	15	6	1	124	1	8	7	9	311
415-430	10	132	2	3	12	5	2	103	3	3	7	6	288
430-445	16	129	5	6	18	9	2	102	1	12	12	11	323
445-500	10	130	6	6	21	5	3	106	3	7	10	9	316
500-515	10	154	4	7	26	4	2	126	1	2	9	13	358
515-530	12	175	3	8	32	10	1	113	3	7	6	11	381
530-545	25	136	4	4	17	4	2	108	5	6	10	8	329
545-600	17	141	3	6	13	9	2	114	7	8	19	8	347
600-615	13	131	3	5	17	5	0	123	3	2	14	11	327
615-630	15	116	3	7	18	10	2	125	6	3	7	5	317
630-645	14	122	4	6	7	1	1	100	2	5	9	1	272
645-700	11	100	4	6	5	2	1	89	6	5	8	5	242
HOURLY TOTALS													
TIME	1 SBRT	2 SBTH	3 SBLT	4 WBRT	5 WBTH	6 WBLT	7 NBRT	8 NBTH	9 NBLT	10 EBRT	11 EBTH	12 EBLT	TOTAL
400-500	50	503	21	21	66	25	8	435	8	30	36	35	1238
415-515	46	545	17	22	77	23	9	437	8	24	38	39	1285
430-530	48	588	18	27	97	28	8	447	8	28	37	44	1378
445-545	57	595	17	25	96	23	8	453	12	22	35	41	1384
500-600	64	606	14	25	88	27	7	461	16	23	44	40	1415
515-615	67	583	13	23	79	28	5	458	18	23	49	38	1384
530-630	70	524	13	22	65	28	6	470	21	19	50	32	1320
545-645	59	510	13	24	55	25	5	462	18	18	49	25	1263
600-700	53	469	14	24	47	18	4	437	17	15	38	22	1158

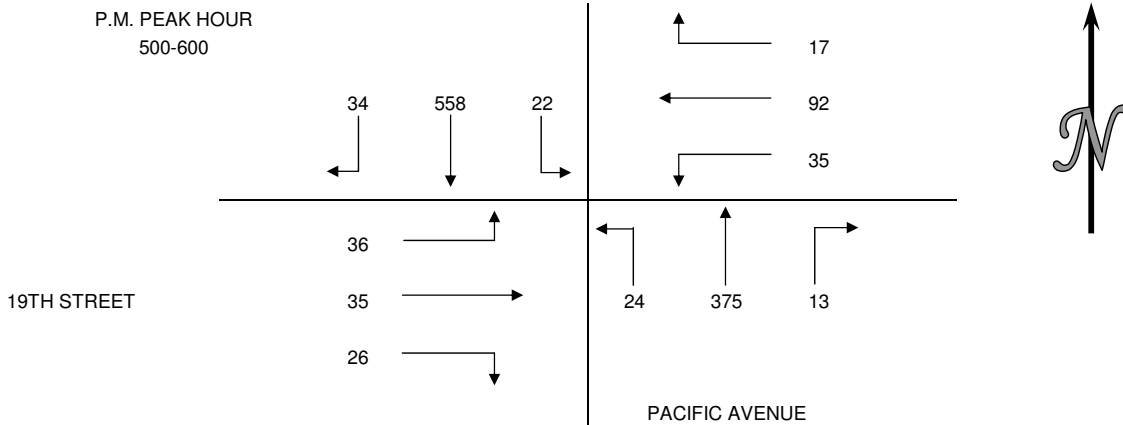


INTERSECTION TURNING MOVEMENT COUNT SUMMARY

Int 33

CLIENT: FEHR AND PEERS
 PROJECT: SAN PEDRO TRAFFIC COUNTS
 DATE: WEDNESDAY FEBRUARY 6, 2008
 PERIOD: 4:00 PM TO 7:00 PM
 INTERSECTION: N/S PACIFIC AVENUE
 E/W 19TH STREET

15 MIN COUNTS													
PERIOD	1 SBRT	2 SBTH	3 SBLT	4 WBRT	5 WBTH	6 WBLT	7 NBRT	8 NBTH	9 NBLT	10 EBRT	11 EBTH	12 EBLT	TOTAL
400-415	4	75	3	3	14	9	2	90	2	10	9	11	232
415-430	11	117	4	1	9	6	6	89	1	6	10	7	267
430-445	10	102	11	5	18	3	1	90	1	7	9	9	266
445-500	15	112	5	2	12	10	1	97	8	7	8	5	282
500-515	15	129	3	1	20	8	1	80	5	9	11	7	289
515-530	9	145	8	7	32	8	4	90	7	5	8	5	328
530-545	5	133	6	5	24	11	4	124	5	6	8	12	343
545-600	5	151	5	4	16	8	4	81	7	6	8	12	307
600-615	6	109	6	3	13	7	4	110	4	4	13	8	287
615-630	6	114	7	5	12	6	3	92	4	7	6	8	270
630-645	6	115	5	5	13	6	4	106	5	5	8	13	291
645-700	9	103	7	4	16	7	5	89	4	7	8	8	267
HOURLY TOTALS													
TIME	1 SBRT	2 SBTH	3 SBLT	4 WBRT	5 WBTH	6 WBLT	7 NBRT	8 NBTH	9 NBLT	10 EBRT	11 EBTH	12 EBLT	TOTAL
400-500	40	406	23	11	53	28	10	366	12	30	36	32	1047
415-515	51	460	23	9	59	27	9	356	15	29	38	28	1104
430-530	49	488	27	15	82	29	7	357	21	28	36	26	1165
445-545	44	519	22	15	88	37	10	391	25	27	35	29	1242
500-600	34	558	22	17	92	35	13	375	24	26	35	36	1267
515-615	25	538	25	19	85	34	16	405	23	21	37	37	1265
530-630	22	507	24	17	65	32	15	407	20	23	35	40	1207
545-645	23	489	23	17	54	27	15	389	20	22	35	41	1155
600-700	27	441	25	17	54	26	16	397	17	23	35	37	1115

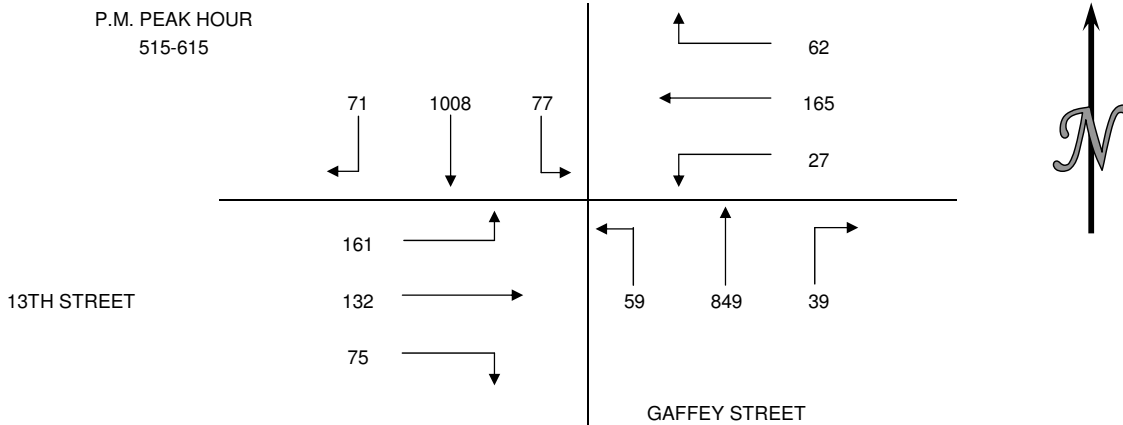


INTERSECTION TURNING MOVEMENT COUNT SUMMARY

Int 34

CLIENT: FEHR AND PEERS
 PROJECT: SAN PEDRO TRAFFIC COUNTS
 DATE: WEDNESDAY FEBRUARY 6, 2008
 PERIOD: 4:00 PM TO 7:00 PM
 INTERSECTION: N/S GAFFEY STREET
 E/W 13TH STREET

15 MIN COUNTS													
PERIOD	1 SBRT	2 SBTH	3 SBLT	4 WBRT	5 WBTH	6 WBLT	7 NBRT	8 NBTH	9 NBLT	10 EBRT	11 EBTH	12 EBLT	TOTAL
400-415	22	179	12	8	29	10	8	196	5	19	43	39	570
415-430	17	219	15	14	45	7	22	211	12	12	35	26	635
430-445	28	230	10	8	41	14	9	201	19	19	38	49	666
445-500	10	205	13	12	64	10	11	161	10	13	34	32	575
500-515	23	228	20	10	39	8	11	220	26	11	29	39	664
515-530	17	212	21	13	37	8	5	198	14	20	32	22	599
530-545	15	272	21	19	39	2	10	246	19	16	35	48	742
545-600	27	263	14	16	57	9	13	205	11	21	38	41	715
600-615	12	261	21	14	32	8	11	200	15	18	27	50	669
615-630	22	233	16	23	28	3	13	175	11	18	21	34	597
630-645	27	245	15	9	24	10	11	194	19	29	34	41	658
645-700	14	229	13	10	20	1	9	225	8	12	17	25	583
HOURLY TOTALS													
TIME	1 SBRT	2 SBTH	3 SBLT	4 WBRT	5 WBTH	6 WBLT	7 NBRT	8 NBTH	9 NBLT	10 EBRT	11 EBTH	12 EBLT	TOTAL
400-500	77	833	50	42	179	41	50	769	46	63	150	146	2446
415-515	78	882	58	44	189	39	53	793	67	55	136	146	2540
430-530	78	875	64	43	181	40	36	780	69	63	133	142	2504
445-545	65	917	75	54	179	28	37	825	69	60	130	141	2580
500-600	82	975	76	58	172	27	39	869	70	68	134	150	2720
515-615	71	1008	77	62	165	27	39	849	59	75	132	161	2725
530-630	76	1029	72	72	156	22	47	826	56	73	121	173	2723
545-645	88	1002	66	62	141	30	48	774	56	86	120	166	2639
600-700	75	968	65	56	104	22	44	794	53	77	99	150	2507

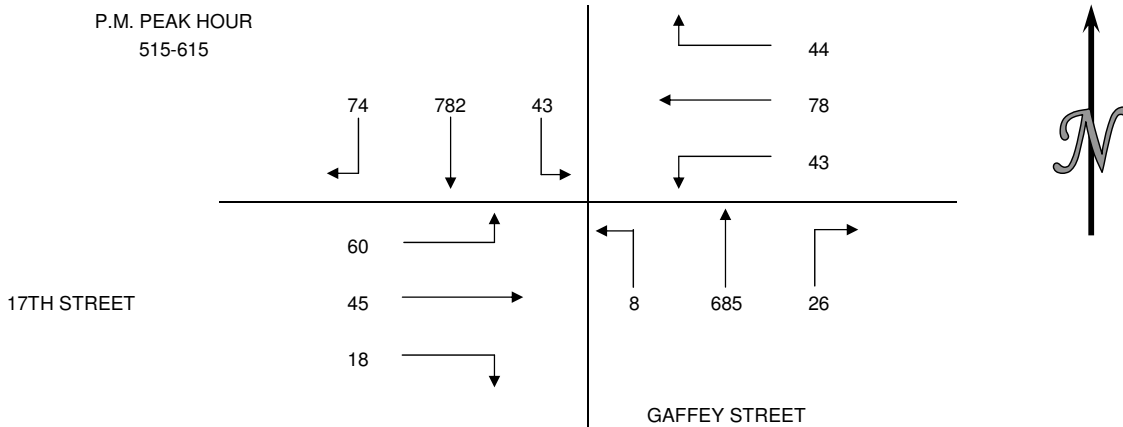


INTERSECTION TURNING MOVEMENT COUNT SUMMARY

Int 35

CLIENT: FEHR AND PEERS
 PROJECT: SAN PEDRO TRAFFIC COUNTS
 DATE: WEDNESDAY FEBRUARY 6, 2008
 PERIOD: 4:00 PM TO 7:00 PM
 INTERSECTION: N/S GAFFEY STREET
 E/W 17TH STREET

15 MIN COUNTS													
PERIOD	1 SBRT	2 SBTH	3 SBLT	4 WBRT	5 WBTH	6 WBLT	7 NBRT	8 NBTH	9 NBLT	10 EBRT	11 EBTH	12 EBLT	TOTAL
400-415	22	209	8	14	22	15	5	195	5	3	13	27	538
415-430	7	178	9	11	15	7	5	186	2	2	17	21	460
430-445	17	189	7	13	19	14	4	143	4	6	15	20	451
445-500	18	181	6	11	16	6	4	144	4	3	12	13	418
500-515	15	207	7	18	14	15	2	159	3	4	13	22	479
515-530	29	197	15	13	24	11	7	175	2	3	18	10	504
530-545	20	208	10	11	13	12	4	175	3	3	11	22	492
545-600	14	176	7	9	20	9	7	157	0	5	8	10	422
600-615	11	201	11	11	21	11	8	178	3	7	8	18	488
615-630	19	206	10	15	18	5	5	155	4	6	11	15	469
630-645	20	192	13	6	11	6	3	136	2	9	5	15	418
645-700	11	172	2	13	8	1	5	125	4	14	6	13	374
HOURLY TOTALS													
TIME	1 SBRT	2 SBTH	3 SBLT	4 WBRT	5 WBTH	6 WBLT	7 NBRT	8 NBTH	9 NBLT	10 EBRT	11 EBTH	12 EBLT	TOTAL
400-500	64	757	30	49	72	42	18	668	15	14	57	81	1867
415-515	57	755	29	53	64	42	15	632	13	15	57	76	1808
430-530	79	774	35	55	73	46	17	621	13	16	58	65	1852
445-545	82	793	38	53	67	44	17	653	12	13	54	67	1893
500-600	78	788	39	51	71	47	20	666	8	15	50	64	1897
515-615	74	782	43	44	78	43	26	685	8	18	45	60	1906
530-630	64	791	38	46	72	37	24	665	10	21	38	65	1871
545-645	64	775	41	41	70	31	23	626	9	27	32	58	1797
600-700	61	771	36	45	58	23	21	594	13	36	30	61	1749

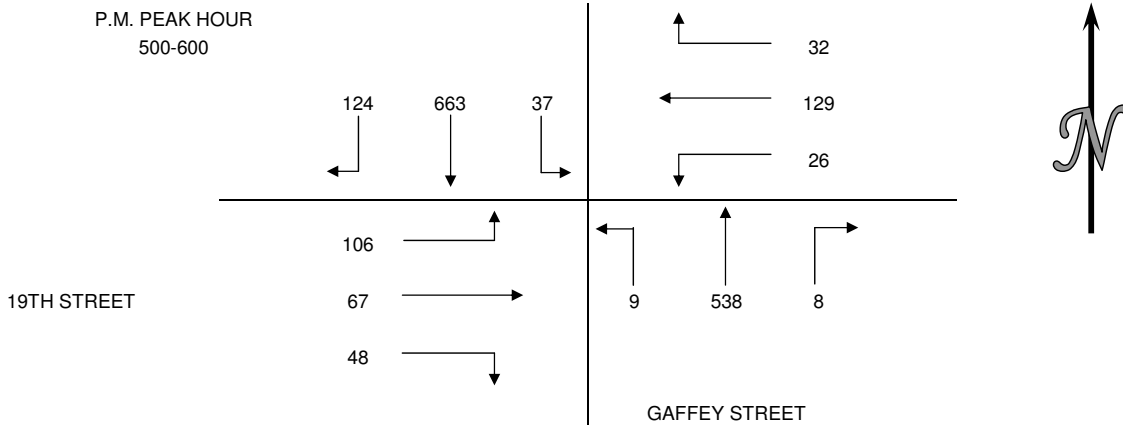


INTERSECTION TURNING MOVEMENT COUNT SUMMARY

Int 36

CLIENT: FEHR AND PEERS
 PROJECT: SAN PEDRO TRAFFIC COUNTS
 DATE: WEDNESDAY FEBRUARY 6, 2008
 PERIOD: 4:00 PM TO 7:00 PM
 INTERSECTION: N/S GAFFEY STREET
 E/W 19TH STREET

15 MIN COUNTS													
PERIOD	1 SBRT	2 SBTH	3 SBLT	4 WBRT	5 WBTH	6 WBLT	7 NBRT	8 NBTH	9 NBLT	10 EBRT	11 EBTH	12 EBLT	TOTAL
400-415	32	130	9	11	27	6	0	143	3	8	22	36	427
415-430	28	154	9	8	21	2	3	148	4	4	20	32	433
430-445	32	160	7	8	27	5	0	129	2	11	22	26	429
445-500	33	128	7	10	30	4	5	118	2	9	18	19	383
500-515	37	156	7	10	40	9	1	134	2	9	19	23	447
515-530	29	140	8	10	40	7	2	128	4	14	16	39	437
530-545	33	192	6	8	29	4	3	153	2	9	12	24	475
545-600	25	175	16	4	20	6	2	123	1	16	20	20	428
600-615	39	166	6	8	20	7	2	141	3	9	11	32	444
615-630	35	145	8	5	24	6	5	119	3	8	21	24	403
630-645	30	179	7	6	16	7	1	105	5	7	18	20	401
645-700	30	149	7	8	10	4	4	131	5	13	17	20	398
HOURLY TOTALS													
TIME	1 SBRT	2 SBTH	3 SBLT	4 WBRT	5 WBTH	6 WBLT	7 NBRT	8 NBTH	9 NBLT	10 EBRT	11 EBTH	12 EBLT	TOTAL
400-500	125	572	32	37	105	17	8	538	11	32	82	113	1672
415-515	130	598	30	36	118	20	9	529	10	33	79	100	1692
430-530	131	584	29	38	137	25	8	509	10	43	75	107	1696
445-545	132	616	28	38	139	24	11	533	10	41	65	105	1742
500-600	124	663	37	32	129	26	8	538	9	48	67	106	1787
515-615	126	673	36	30	109	24	9	545	10	48	59	115	1784
530-630	132	678	36	25	93	23	12	536	9	42	64	100	1750
545-645	129	665	37	23	80	26	10	488	12	40	70	96	1676
600-700	134	639	28	27	70	24	12	496	16	37	67	96	1646

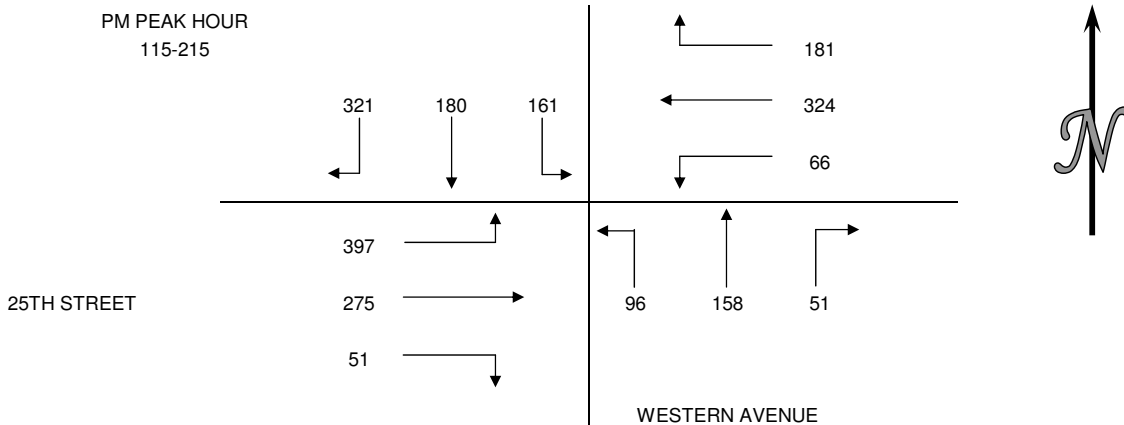


INTERSECTION TURNING MOVEMENT COUNT SUMMARY

Int 1

CLIENT: KAKU ASSOCIATES
 PROJECT: SAN PEDRO TRAFFIC COUNTS
 DATE: SATURDAY OCTOBER 13, 2007
 PERIOD: 1:00 PM TO 5:00 PM
 INTERSECTION: N/S WESTERN AVENUE
 E/W 25TH STREET

15 MIN COUNTS													
PERIOD	1 SBRT	2 SBTH	3 SBLT	4 WBRT	5 WBTH	6 WBLT	7 NBRT	8 NBTH	9 NBLT	10 EBRT	11 EBTH	12 EBLT	TOTAL
100-115	57	19	23	27	63	10	10	35	16	19	58	84	421
115-130	90	63	42	45	91	22	12	44	29	18	77	94	627
130-145	85	41	41	48	75	12	16	48	11	6	65	118	566
145-200	59	39	31	47	86	11	16	33	34	17	84	88	545
200-215	87	37	47	41	72	21	7	33	22	10	49	97	523
215-230	83	45	29	45	70	13	7	27	9	6	66	82	482
230-245	79	45	36	27	77	14	16	26	20	11	64	99	514
245-300	104	43	39	36	79	23	12	44	15	19	80	88	582
300-315	83	60	56	34	62	25	16	53	29	11	84	111	624
315-330	71	43	28	30	71	20	12	39	27	11	75	89	516
330-345	62	48	38	31	61	8	9	51	25	5	60	79	477
345-400	97	44	49	40	57	14	15	46	16	12	51	90	531
400-415	76	44	40	35	73	26	8	31	20	14	69	94	530
415-430	101	41	47	43	85	15	11	23	16	9	80	105	576
430-445	90	42	38	40	64	13	16	37	19	11	72	83	525
445-500	84	40	43	35	49	21	14	35	16	16	61	95	509
HOURLY TOTALS													
TIME	1 SBRT	2 SBTH	3 SBLT	4 WBRT	5 WBTH	6 WBLT	7 NBRT	8 NBTH	9 NBLT	10 EBRT	11 EBTH	12 EBLT	TOTAL
100-200	291	162	137	167	315	55	54	160	90	60	284	384	2159
115-215	321	180	161	181	324	66	51	158	96	51	275	397	2261
130-230	314	162	148	181	303	57	46	141	76	39	264	385	2116
145-245	308	166	143	160	305	59	46	119	85	44	263	366	2064
200-300	353	170	151	149	298	71	42	130	66	46	259	366	2101
215-315	349	193	160	142	288	75	51	150	73	47	294	380	2202
230-330	337	191	159	127	289	82	56	162	91	52	303	387	2236
245-345	320	194	161	131	273	76	49	187	96	46	299	367	2199
300-400	313	195	171	135	251	67	52	189	97	39	270	369	2148
315-415	306	179	155	136	262	68	44	167	88	42	255	352	2054
330-430	336	177	174	149	276	63	43	151	77	40	260	368	2114
345-445	364	171	174	158	279	68	50	137	71	46	272	372	2162
400-500	351	167	168	153	271	75	49	126	71	50	282	377	2140



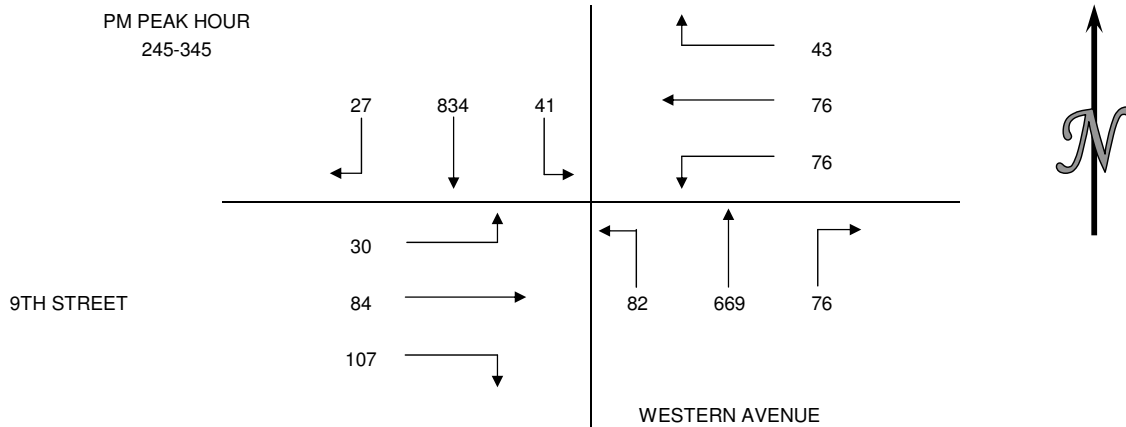
INTERSECTION TURNING MOVEMENT COUNT SUMMARY

Int 2

CLIENT: KAKU ASSOCIATES
 PROJECT: SAN PEDRO TRAFFIC COUNTS
 DATE: SATURDAY OCTOBER 13, 2007
 PERIOD: 1:00 PM TO 5:00 PM
 INTERSECTION: N/S WESTERN AVENUE
 E/W 9TH STREET

15 MIN COUNTS													
PERIOD	1 SBRT	2 SBTH	3 SBLT	4 WBRT	5 WBTH	6 WBLT	7 NBRT	8 NBTH	9 NBLT	10 EBRT	11 EBTH	12 EBLT	TOTAL
100-115	8	202	14	8	21	17	10	184	34	20	17	2	537
115-130	9	175	13	14	26	29	13	187	27	30	7	3	533
130-145	5	190	16	6	16	15	14	201	39	34	16	7	559
145-200	2	172	9	10	17	22	18	173	27	27	15	2	494
200-215	9	165	10	19	13	23	16	170	19	26	22	3	495
215-230	10	179	16	7	17	20	10	151	29	31	15	7	492
230-245	4	206	16	9	20	18	15	169	16	29	20	8	530
245-300	13	191	15	11	22	30	18	149	29	21	22	13	534
300-315	4	236	8	13	18	18	25	180	17	24	17	6	566
315-330	5	188	7	5	16	10	17	165	17	31	22	6	489
330-345	5	219	11	14	20	18	16	175	19	31	23	5	556
345-400	4	203	11	15	15	16	14	161	21	24	25	3	512
400-415	9	171	9	11	20	16	17	177	24	23	10	4	491
415-430	7	229	10	13	20	20	20	155	24	24	19	6	547
430-445	5	179	10	6	16	20	11	183	19	32	25	5	511
445-500	7	182	10	9	25	27	12	157	23	25	31	5	513

HOURLY TOTALS													
TIME	1 SBRT	2 SBTH	3 SBLT	4 WBRT	5 WBTH	6 WBLT	7 NBRT	8 NBTH	9 NBLT	10 EBRT	11 EBTH	12 EBLT	TOTAL
100-200	24	739	52	38	80	83	55	745	127	111	55	14	2123
115-215	25	702	48	49	72	89	61	731	112	117	60	15	2081
130-230	26	706	51	42	63	80	58	695	114	118	68	19	2040
145-245	25	722	51	45	67	83	59	663	91	113	72	20	2011
200-300	36	741	57	46	72	91	59	639	93	107	79	31	2051
215-315	31	812	55	40	77	86	68	649	91	105	74	34	2122
230-330	26	821	46	38	76	76	75	663	79	105	81	33	2119
245-345	27	834	41	43	76	76	76	669	82	107	84	30	2145
300-400	18	846	37	47	69	62	72	681	74	110	87	20	2123
315-415	23	781	38	45	71	60	64	678	81	109	80	18	2048
330-430	25	822	41	53	75	70	67	668	88	102	77	18	2106
345-445	25	782	40	45	71	72	62	676	88	103	79	18	2061
400-500	28	761	39	39	81	83	60	672	90	104	85	20	2062

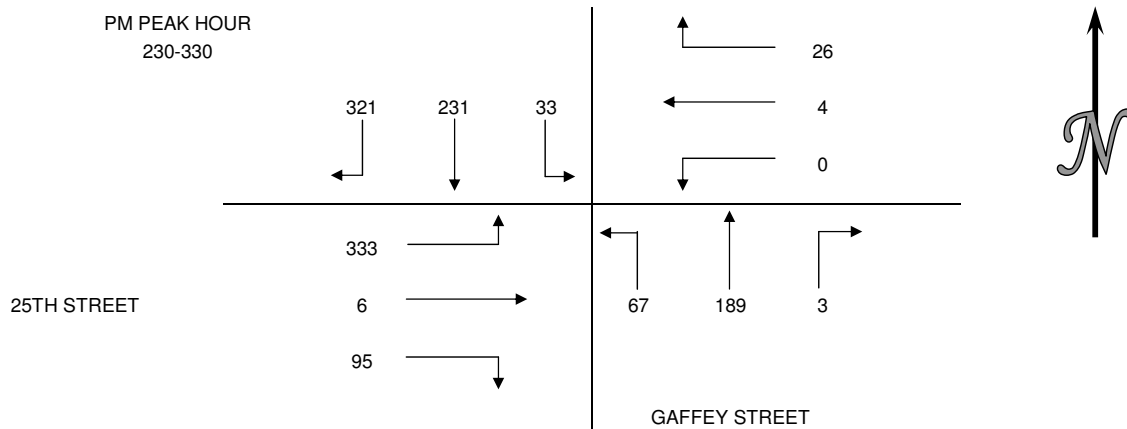


INTERSECTION TURNING MOVEMENT COUNT SUMMARY

Int 3

CLIENT: KAKU ASSOCIATES
 PROJECT: SAN PEDRO TRAFFIC COUNTS
 DATE: SATURDAY OCTOBER 13, 2007
 PERIOD: 1:00 PM TO 5:00 PM
 INTERSECTION: N/S GAFFEY STREET
 E/W 25TH STREET

15 MIN COUNTS													
PERIOD	1 SBRT	2 SBTH	3 SBLT	4 WBRT	5 WBTH	6 WBLT	7 NBRT	8 NBTH	9 NBLT	10 EBRT	11 EBTH	12 EBLT	TOTAL
100-115	71	45	2	7	3	0	2	45	19	14	12	56	276
115-130	89	47	4	11	0	0	0	56	10	19	2	64	302
130-145	63	65	8	5	2	0	0	57	22	22	1	82	327
145-200	73	58	9	3	2	0	1	61	21	19	1	60	308
200-215	77	61	6	9	3	0	2	71	26	24	2	75	356
215-230	85	39	7	7	2	0	0	49	5	23	2	56	275
230-245	76	62	10	10	2	0	1	49	16	25	2	82	335
245-300	89	60	5	8	0	0	0	42	13	19	0	68	304
300-315	73	46	9	4	1	0	1	48	22	28	0	85	317
315-330	83	63	9	4	1	0	1	50	16	23	4	98	352
330-345	64	57	6	11	2	0	0	43	9	18	0	72	282
345-400	61	41	6	5	4	0	0	75	25	14	2	63	296
400-415	62	52	4	7	1	0	0	48	15	16	1	78	284
415-430	83	74	7	6	1	0	1	57	13	28	1	81	352
430-445	49	53	9	8	4	0	1	78	23	21	1	70	317
445-500	78	46	8	11	3	1	0	49	18	23	2	62	301
HOOR TOTALS													
TIME	1 SBRT	2 SBTH	3 SBLT	4 WBRT	5 WBTH	6 WBLT	7 NBRT	8 NBTH	9 NBLT	10 EBRT	11 EBTH	12 EBLT	TOTAL
100-200	296	215	23	26	7	0	3	219	72	74	16	262	1213
115-215	302	231	27	28	7	0	3	245	79	84	6	281	1293
130-230	298	223	30	24	9	0	3	238	74	88	6	273	1266
145-245	311	220	32	29	9	0	4	230	68	91	7	273	1274
200-300	327	222	28	34	7	0	3	211	60	91	6	281	1270
215-315	323	207	31	29	5	0	2	188	56	95	4	291	1231
230-330	321	231	33	26	4	0	3	189	67	95	6	333	1308
245-345	309	226	29	27	4	0	2	183	60	88	4	323	1255
300-400	281	207	30	24	8	0	2	216	72	83	6	318	1247
315-415	270	213	25	27	8	0	1	216	65	71	7	311	1214
330-430	270	224	23	29	8	0	1	223	62	76	4	294	1214
345-445	255	220	26	26	10	0	2	258	76	79	5	292	1249
400-500	272	225	28	32	9	1	2	232	69	88	5	291	1254

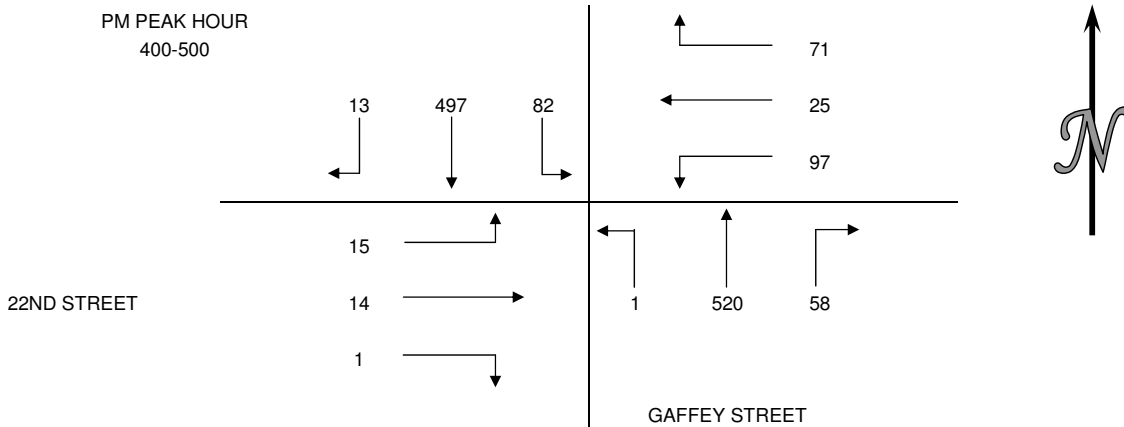


INTERSECTION TURNING MOVEMENT COUNT SUMMARY

Int 4

CLIENT: KAKU ASSOCIATES
 PROJECT: SAN PEDRO TRAFFIC COUNTS
 DATE: SATURDAY OCTOBER 13, 2007
 PERIOD: 1:00 PM TO 5:00 PM
 INTERSECTION: N/S GAFFEY STREET
 E/W 22ND STREET

15 MIN COUNTS													
PERIOD	1 SBRT	2 SBTH	3 SBLT	4 WBRT	5 WBTH	6 WBLT	7 NBRT	8 NBTH	9 NBLT	10 EBRT	11 EBTH	12 EBLT	TOTAL
100-115	3	109	21	19	8	25	18	100	1	0	4	1	309
115-130	4	129	25	13	5	26	18	118	0	0	1	2	341
130-145	5	105	23	11	5	29	17	140	2	2	2	2	343
145-200	5	135	21	21	7	20	12	124	0	1	5	4	355
200-215	6	124	20	21	3	26	12	118	0	1	5	0	336
215-230	4	134	22	22	6	25	14	120	1	1	1	6	356
230-245	4	114	23	15	3	24	11	132	0	0	5	4	335
245-300	7	143	19	19	8	29	12	121	1	1	3	2	365
300-315	4	109	19	12	6	27	8	123	0	0	3	3	314
315-330	6	138	17	18	7	30	19	123	1	0	3	8	370
330-345	4	124	12	15	4	20	14	125	0	1	3	3	325
345-400	5	103	19	17	3	17	10	138	1	0	3	2	318
400-415	2	123	27	14	9	22	18	129	1	0	4	2	351
415-430	2	147	15	16	4	30	13	130	0	0	5	6	368
430-445	4	107	23	23	3	14	12	137	0	1	2	2	328
445-500	5	120	17	18	9	31	15	124	0	0	3	5	347
HOOR TOTALS													
TIME	1 SBRT	2 SBTH	3 SBLT	4 WBRT	5 WBTH	6 WBLT	7 NBRT	8 NBTH	9 NBLT	10 EBRT	11 EBTH	12 EBLT	TOTAL
100-200	17	478	90	64	25	100	65	482	3	3	12	9	1348
115-215	20	493	89	66	20	101	59	500	2	4	13	8	1375
130-230	20	498	86	75	21	100	55	502	3	5	13	12	1390
145-245	19	507	86	79	19	95	49	494	1	3	16	14	1382
200-300	21	515	84	77	20	104	49	491	2	3	14	12	1392
215-315	19	500	83	68	23	105	45	496	2	2	12	15	1370
230-330	21	504	78	64	24	110	50	499	2	1	14	17	1384
245-345	21	514	67	64	25	106	53	492	2	2	12	16	1374
300-400	19	474	67	62	20	94	51	509	2	1	12	16	1327
315-415	17	488	75	64	23	89	61	515	3	1	13	15	1364
330-430	13	497	73	62	20	89	55	522	2	1	15	13	1362
345-445	13	480	84	70	19	83	53	534	2	1	14	12	1365
400-500	13	497	82	71	25	97	58	520	1	1	14	15	1394

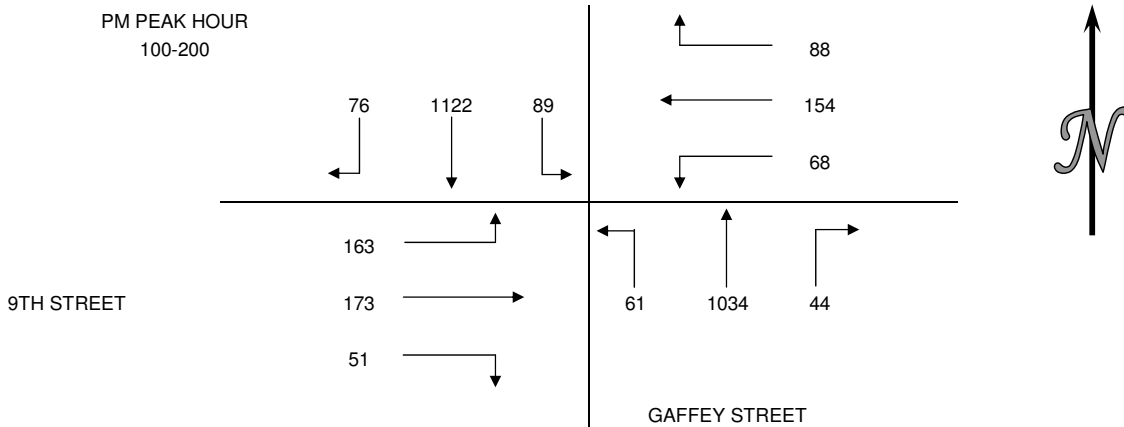


INTERSECTION TURNING MOVEMENT COUNT SUMMARY

Int 5

CLIENT: KAKU ASSOCIATES
 PROJECT: SAN PEDRO TRAFFIC COUNTS
 DATE: SATURDAY OCTOBER 6, 2007
 PERIOD: 1:00 PM TO 5:00 PM
 INTERSECTION: N/S GAFFEY STREET
 E/W 9TH STREET

15 MIN COUNTS													
PERIOD	1 SBRT	2 SBTH	3 SBLT	4 WBRT	5 WBTH	6 WBLT	7 NBRT	8 NBTH	9 NBLT	10 EBRT	11 EBTH	12 EBLT	TOTAL
100-115	13	285	24	27	42	12	7	271	12	10	35	46	784
115-130	14	293	19	21	30	23	16	278	10	12	52	46	814
130-145	25	283	18	24	37	16	16	249	20	12	41	41	782
145-200	24	261	28	16	45	17	5	236	19	17	45	30	743
200-215	32	269	17	15	37	6	4	289	8	13	35	44	769
215-230	22	254	13	26	37	20	5	281	11	14	41	30	754
230-245	17	261	13	21	39	11	12	264	12	9	35	38	732
245-300	33	262	8	28	34	13	31	248	6	15	39	28	745
300-315	24	267	20	26	40	15	6	218	12	19	45	32	724
315-330	26	251	18	29	37	16	9	184	8	19	49	49	695
330-345	27	276	19	34	33	10	6	190	10	10	34	39	688
345-400	17	244	27	40	31	10	0	214	6	14	36	43	682
400-415	16	263	22	33	43	13	2	174	9	16	49	38	678
415-430	15	259	13	25	42	6	0	130	12	10	45	46	603
430-445	28	267	13	38	46	12	0	177	7	13	46	33	680
445-500	14	252	19	27	25	19	1	151	5	10	36	37	596
HOOR TOTALS													
TIME	1 SBRT	2 SBTH	3 SBLT	4 WBRT	5 WBTH	6 WBLT	7 NBRT	8 NBTH	9 NBLT	10 EBRT	11 EBTH	12 EBLT	TOTAL
100-200	76	1122	89	88	154	68	44	1034	61	51	173	163	3123
115-215	95	1106	82	76	149	62	41	1052	57	54	173	161	3108
130-230	103	1067	76	81	156	59	30	1055	58	56	162	145	3048
145-245	95	1045	71	78	158	54	26	1070	50	53	156	142	2998
200-300	104	1046	51	90	147	50	52	1082	37	51	150	140	3000
215-315	96	1044	54	101	150	59	54	1011	41	57	160	128	2955
230-330	100	1041	59	104	150	55	58	914	38	62	168	147	2896
245-345	110	1056	65	117	144	54	52	840	36	63	167	148	2852
300-400	94	1038	84	129	141	51	21	806	36	62	164	163	2789
315-415	86	1034	86	136	144	49	17	762	33	59	168	169	2743
330-430	75	1042	81	132	149	39	8	708	37	50	164	166	2651
345-445	76	1033	75	136	162	41	2	695	34	53	176	160	2643
400-500	73	1041	67	123	156	50	3	632	33	49	176	154	2557

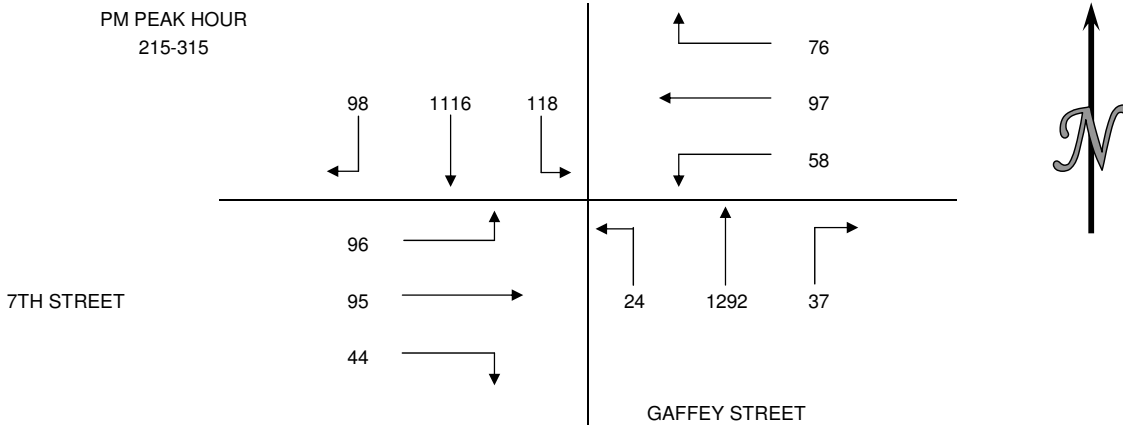


INTERSECTION TURNING MOVEMENT COUNT SUMMARY

Int 6

CLIENT: KAKU ASSOCIATES
 PROJECT: SAN PEDRO TRAFFIC COUNTS
 DATE: SATURDAY OCTOBER 6, 2007
 PERIOD: 1:00 PM TO 5:00 PM
 INTERSECTION: N/S GAFFEY STREET
 E/W 7TH STREET

15 MIN COUNTS													
PERIOD	1 SBRT	2 SBTH	3 SBLT	4 WBRT	5 WBTH	6 WBLT	7 NBRT	8 NBTH	9 NBLT	10 EBRT	11 EBTH	12 EBLT	TOTAL
100-115	18	310	48	20	23	12	8	351	14	14	32	25	875
115-130	8	279	20	16	19	12	7	304	6	6	23	24	724
130-145	15	335	20	17	19	11	6	306	12	22	27	34	824
145-200	17	299	18	13	18	10	10	264	1	14	31	27	722
200-215	11	288	28	14	18	14	8	302	9	18	18	32	760
215-230	24	246	32	20	19	15	8	308	6	13	28	24	743
230-245	20	281	31	17	22	15	9	290	6	9	29	30	759
245-300	31	267	26	16	32	18	17	336	5	15	23	23	809
300-315	23	322	29	23	24	10	3	358	7	7	15	19	840
315-330	15	283	23	15	11	6	11	277	8	9	17	30	705
330-345	17	310	15	20	26	7	11	230	5	4	25	22	692
345-400	17	274	16	30	10	7	7	220	2	9	35	44	671
400-415	16	276	24	23	23	12	8	213	5	10	22	22	654
415-430	13	282	22	34	18	9	3	194	2	11	36	36	660
430-445	12	265	21	32	20	4	7	212	3	10	19	26	631
445-500	20	275	24	24	13	8	2	201	9	9	32	23	640
HOOR TOTALS													
TIME	1 SBRT	2 SBTH	3 SBLT	4 WBRT	5 WBTH	6 WBLT	7 NBRT	8 NBTH	9 NBLT	10 EBRT	11 EBTH	12 EBLT	TOTAL
100-200	58	1223	106	66	79	45	31	1225	33	56	113	110	3145
115-215	51	1201	86	60	74	47	31	1176	28	60	99	117	3030
130-230	67	1168	98	64	74	50	32	1180	28	67	104	117	3049
145-245	72	1114	109	64	77	54	35	1164	22	54	106	113	2984
200-300	86	1082	117	67	91	62	42	1236	26	55	98	109	3071
215-315	98	1116	118	76	97	58	37	1292	24	44	95	96	3151
230-330	89	1153	109	71	89	49	40	1261	26	40	84	102	3113
245-345	86	1182	93	74	93	41	42	1201	25	35	80	94	3046
300-400	72	1189	83	88	71	30	32	1085	22	29	92	115	2908
315-415	65	1143	78	88	70	32	37	940	20	32	99	118	2722
330-430	63	1142	77	107	77	35	29	857	14	34	118	124	2677
345-445	58	1097	83	119	71	32	25	839	12	40	112	128	2616
400-500	61	1098	91	113	74	33	20	820	19	40	109	107	2585

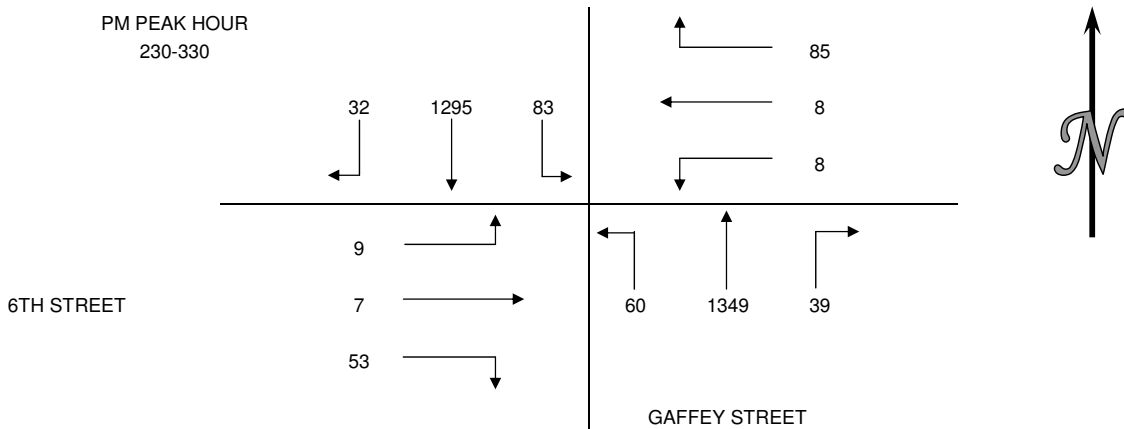


INTERSECTION TURNING MOVEMENT COUNT SUMMARY

Int 7

CLIENT: KAKU ASSOCIATES
 PROJECT: SAN PEDRO TRAFFIC COUNTS
 DATE: SATURDAY OCTOBER 6, 2007
 PERIOD: 1:00 PM TO 5:00 PM
 INTERSECTION: N/S GAFFEY STREET
 E/W 6TH STREET

15 MIN COUNTS													
PERIOD	1 SBRT	2 SBTH	3 SBLT	4 WBRT	5 WBTH	6 WBLT	7 NBRT	8 NBTH	9 NBLT	10 EBRT	11 EBTH	12 EBLT	TOTAL
100-115	11	341	22	31	4	0	14	352	19	14	5	1	814
115-130	11	316	20	20	2	3	17	289	13	13	2	5	711
130-145	11	338	25	27	2	1	17	311	13	7	4	4	760
145-200	8	317	28	29	2	2	15	295	17	11	1	3	728
200-215	11	306	30	21	3	4	11	313	15	13	6	2	735
215-230	9	301	31	24	0	2	10	318	10	8	5	2	720
230-245	8	324	20	17	0	1	9	328	15	13	1	3	739
245-300	9	302	27	20	3	2	14	338	15	11	2	1	744
300-315	11	346	17	27	2	3	6	335	13	15	3	3	781
315-330	4	323	19	21	3	2	10	348	17	14	1	2	764
330-345	13	330	22	16	0	5	13	312	12	11	2	1	737
345-400	9	289	27	21	3	3	9	239	4	13	2	7	626
400-415	6	310	23	38	1	7	8	252	4	7	2	5	663
415-430	8	290	22	30	1	5	6	232	6	21	15	14	650
430-445	10	285	15	19	3	0	5	231	5	12	3	6	594
445-500	3	296	17	24	1	3	7	238	10	7	1	2	609
HOOR TOTALS													
TIME	1 SBRT	2 SBTH	3 SBLT	4 WBRT	5 WBTH	6 WBLT	7 NBRT	8 NBTH	9 NBLT	10 EBRT	11 EBTH	12 EBLT	TOTAL
100-200	41	1312	95	107	10	6	63	1247	62	45	12	13	3013
115-215	41	1277	103	97	9	10	60	1208	58	44	13	14	2934
130-230	39	1262	114	101	7	9	53	1237	55	39	16	11	2943
145-245	36	1248	109	91	5	9	45	1254	57	45	13	10	2922
200-300	37	1233	108	82	6	9	44	1297	55	45	14	8	2938
215-315	37	1273	95	88	5	8	39	1319	53	47	11	9	2984
230-330	32	1295	83	85	8	8	39	1349	60	53	7	9	3028
245-345	37	1301	85	84	8	12	43	1333	57	51	8	7	3026
300-400	37	1288	85	85	8	13	38	1234	46	53	8	13	2908
315-415	32	1252	91	96	7	17	40	1151	37	45	7	15	2790
330-430	36	1219	94	105	5	20	36	1035	26	52	21	27	2676
345-445	33	1174	87	108	8	15	28	954	19	53	22	32	2533
400-500	27	1181	77	111	6	15	26	953	25	47	21	27	2516

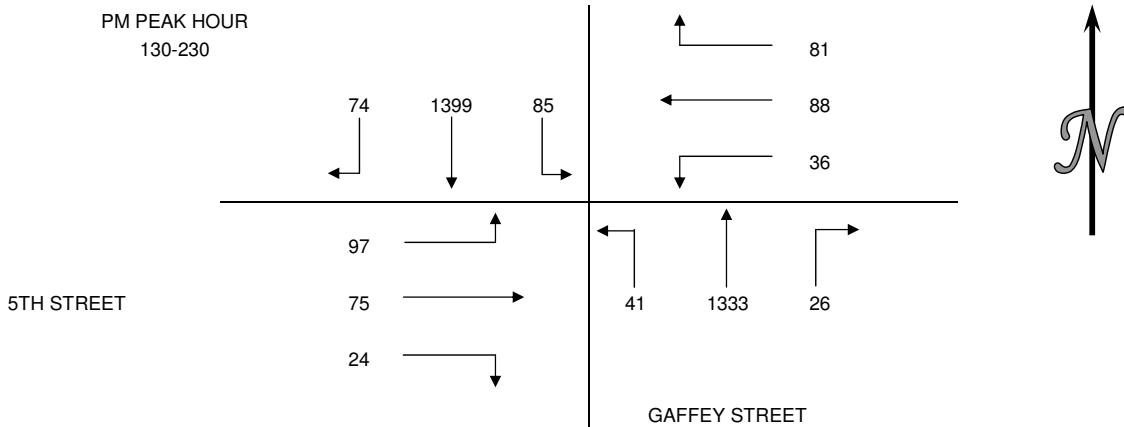


INTERSECTION TURNING MOVEMENT COUNT SUMMARY

Int 8

CLIENT: KAKU ASSOCIATES
 PROJECT: SAN PEDRO TRAFFIC COUNTS
 DATE: SATURDAY OCTOBER 6, 2007
 PERIOD: 1:00 PM TO 5:00 PM
 INTERSECTION: N/S GAFFEY STREET
 E/W 5TH STREET

15 MIN COUNTS													
PERIOD	1 SBRT	2 SBTH	3 SBLT	4 WBRT	5 WBTH	6 WBLT	7 NBRT	8 NBTH	9 NBLT	10 EBRT	11 EBTH	12 EBLT	TOTAL
100-115	10	333	13	14	17	5	8	325	9	7	14	27	782
115-130	22	361	19	29	20	14	7	326	4	9	23	19	853
130-145	22	372	26	26	17	7	5	368	7	12	16	24	902
145-200	19	353	17	14	22	6	7	321	4	7	15	30	815
200-215	15	332	20	21	24	6	9	310	8	2	21	16	784
215-230	18	342	22	20	25	17	5	334	22	3	23	27	858
230-245	15	308	18	12	18	11	8	328	8	8	14	25	773
245-300	26	350	15	18	26	10	6	341	3	7	18	28	848
300-315	22	338	10	15	22	10	4	331	5	9	21	17	804
315-330	16	345	18	15	17	13	7	370	4	6	16	31	858
330-345	21	369	16	12	12	10	9	319	2	7	12	20	809
345-400	20	343	20	18	23	22	2	276	4	5	13	28	774
400-415	25	338	17	17	15	5	10	288	3	4	16	32	770
415-430	23	297	19	22	14	9	1	249	5	2	15	18	674
430-445	23	336	14	24	15	4	0	262	1	6	17	23	725
445-500	19	320	20	7	24	4	3	260	3	4	18	25	707
HOURLY TOTALS													
TIME	1 SBRT	2 SBTH	3 SBLT	4 WBRT	5 WBTH	6 WBLT	7 NBRT	8 NBTH	9 NBLT	10 EBRT	11 EBTH	12 EBLT	TOTAL
100-200	73	1419	75	83	76	32	27	1340	24	35	68	100	3352
115-215	78	1418	82	90	83	33	28	1325	23	30	75	89	3354
130-230	74	1399	85	81	88	36	26	1333	41	24	75	97	3359
145-245	67	1335	77	67	89	40	29	1293	42	20	73	98	3230
200-300	74	1332	75	71	93	44	28	1313	41	20	76	96	3263
215-315	81	1338	65	65	91	48	23	1334	38	27	76	97	3283
230-330	79	1341	61	60	83	44	25	1370	20	30	69	101	3283
245-345	85	1402	59	60	77	43	26	1361	14	29	67	96	3319
300-400	79	1395	64	60	74	55	22	1296	15	27	62	96	3245
315-415	82	1395	71	62	67	50	28	1253	13	22	57	111	3211
330-430	89	1347	72	69	64	46	22	1132	14	18	56	98	3027
345-445	91	1314	70	81	67	40	13	1075	13	17	61	101	2943
400-500	90	1291	70	70	68	22	14	1059	12	16	66	98	2876

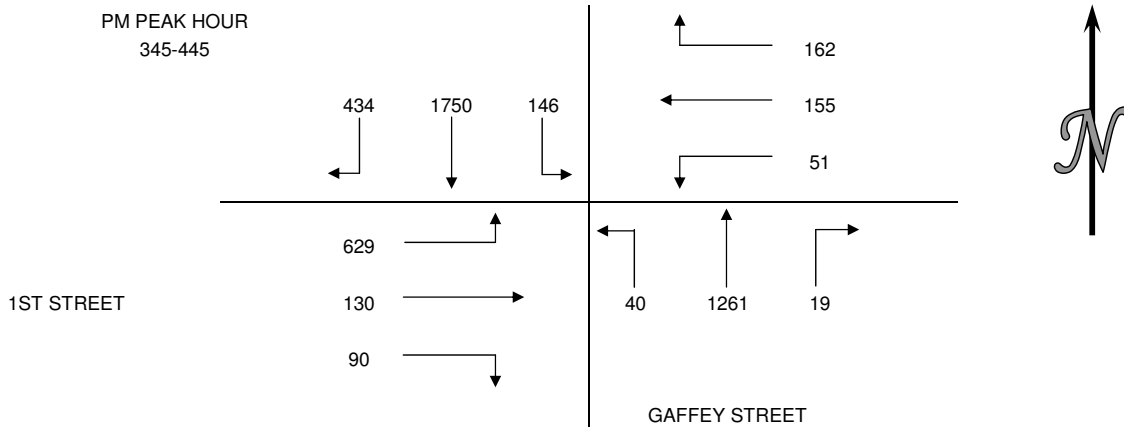


INTERSECTION TURNING MOVEMENT COUNT SUMMARY

Int 9

CLIENT: KAKU ASSOCIATES
 PROJECT: SAN PEDRO TRAFFIC COUNTS
 DATE: SATURDAY OCTOBER 6, 2007
 PERIOD: 1:00 PM TO 5:00 PM
 INTERSECTION: N/S GAFFEY STREET
 E/W 1ST STREET

15 MIN COUNTS													
PERIOD	1 SBRT	2 SBTH	3 SBLT	4 WBRT	5 WBTH	6 WBLT	7 NBRT	8 NBTH	9 NBLT	10 EBRT	11 EBTH	12 EBLT	TOTAL
100-115	60	428	30	33	33	13	15	347	6	16	32	197	1210
115-130	50	389	24	40	53	13	11	373	12	18	28	150	1161
130-145	77	408	21	25	29	11	7	349	10	19	19	147	1122
145-200	91	451	26	43	27	5	10	381	12	20	26	154	1246
200-215	62	395	27	32	30	10	8	340	13	19	28	160	1124
215-230	97	449	27	27	28	14	12	382	12	25	19	170	1262
230-245	78	391	31	44	31	8	1	353	4	19	26	102	1088
245-300	104	467	53	31	40	14	5	389	15	36	33	169	1356
300-315	85	391	36	33	36	6	6	349	11	24	23	114	1114
315-330	91	425	28	45	25	8	5	380	14	16	26	156	1219
330-345	95	403	28	34	25	8	3	337	9	19	29	143	1133
345-400	116	411	31	48	43	9	7	296	18	19	26	141	1165
400-415	104	381	26	38	42	19	6	293	9	18	24	150	1110
415-430	116	463	33	47	40	11	3	344	8	19	35	145	1264
430-445	98	495	56	29	30	12	3	328	5	34	45	193	1328
445-500	120	414	30	41	29	4	2	301	13	17	37	157	1165
HOOR TOTALS													
TIME	1 SBRT	2 SBTH	3 SBLT	4 WBRT	5 WBTH	6 WBLT	7 NBRT	8 NBTH	9 NBLT	10 EBRT	11 EBTH	12 EBLT	TOTAL
100-200	278	1676	101	141	142	42	43	1450	40	73	105	648	4739
115-215	280	1643	98	140	139	39	36	1443	47	76	101	611	4653
130-230	327	1703	101	127	114	40	37	1452	47	83	92	631	4754
145-245	328	1686	111	146	116	37	31	1456	41	83	99	586	4720
200-300	341	1702	138	134	129	46	26	1464	44	99	106	601	4830
215-315	364	1698	147	135	135	42	24	1473	42	104	101	555	4820
230-330	358	1674	148	153	132	36	17	1471	44	95	108	541	4777
245-345	375	1686	145	143	126	36	19	1455	49	95	111	582	4822
300-400	387	1630	123	160	129	31	21	1362	52	78	104	554	4631
315-415	406	1620	113	165	135	44	21	1306	50	72	105	590	4627
330-430	431	1658	118	167	150	47	19	1270	44	75	114	579	4672
345-445	434	1750	146	162	155	51	19	1261	40	90	130	629	4867
400-500	438	1753	145	155	141	46	14	1266	35	88	141	645	4867

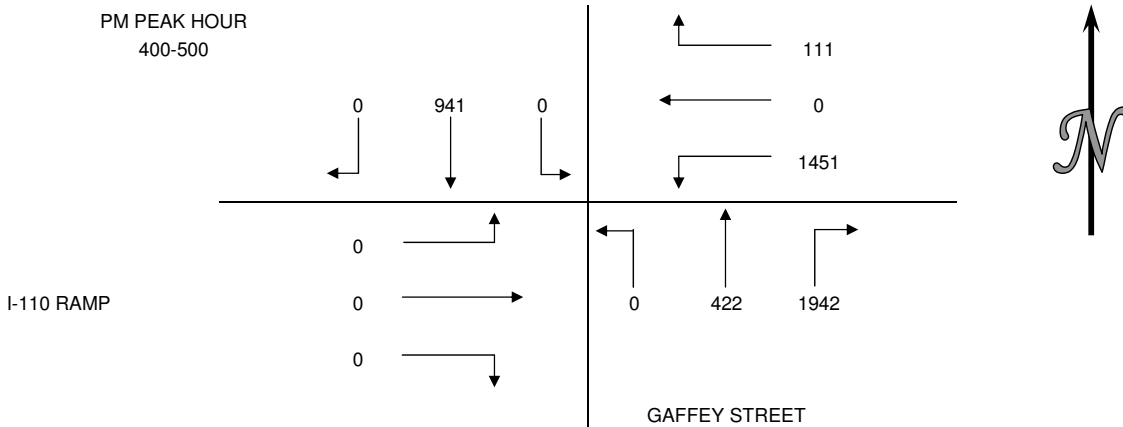


INTERSECTION TURNING MOVEMENT COUNT SUMMARY

Int 10

CLIENT: KAKU ASSOCIATES
 PROJECT: SAN PEDRO TRAFFIC COUNTS
 DATE: SATURDAY OCTOBER 6, 2007
 PERIOD: 1:00 PM TO 5:00 PM
 INTERSECTION: N/S GAFFEY STREET
 E/W I-110 RAMP

15 MIN COUNTS													
PERIOD	1 SBRT	2 SBTH	3 SBLT	4 WBRT	5 WBTH	6 WBLT	7 NBRT	8 NBTH	9 NBLT	10 EBRT	11 EBTH	12 EBLT	TOTAL
100-115	0	206	0	31	0	287	412	117	0	0	0	0	1053
115-130	0	223	0	31	0	348	469	153	0	0	0	0	1224
130-145	0	229	0	24	0	356	462	111	0	0	0	0	1182
145-200	0	235	0	27	0	333	451	127	0	0	0	0	1173
200-215	0	253	0	30	0	380	401	92	0	0	0	0	1156
215-230	0	213	0	33	0	359	419	125	0	0	0	0	1149
230-245	0	198	0	44	0	351	439	131	0	0	0	0	1163
245-300	0	205	0	25	0	349	447	148	0	0	0	0	1174
300-315	0	197	0	26	0	396	403	102	0	0	0	0	1124
315-330	0	234	0	21	0	351	467	101	0	0	0	0	1174
330-345	0	241	0	19	0	340	441	105	0	0	0	0	1146
345-400	0	220	0	22	0	357	479	105	0	0	0	0	1183
400-415	0	236	0	26	0	366	489	93	0	0	0	0	1210
415-430	0	206	0	38	0	378	451	124	0	0	0	0	1197
430-445	0	229	0	17	0	361	516	96	0	0	0	0	1219
445-500	0	270	0	30	0	346	486	109	0	0	0	0	1241
HOOR TOTALS													
TIME	1 SBRT	2 SBTH	3 SBLT	4 WBRT	5 WBTH	6 WBLT	7 NBRT	8 NBTH	9 NBLT	10 EBRT	11 EBTH	12 EBLT	TOTAL
100-200	0	893	0	113	0	1324	1794	508	0	0	0	0	4632
115-215	0	940	0	112	0	1417	1783	483	0	0	0	0	4735
130-230	0	930	0	114	0	1428	1733	455	0	0	0	0	4660
145-245	0	899	0	134	0	1423	1710	475	0	0	0	0	4641
200-300	0	869	0	132	0	1439	1706	496	0	0	0	0	4642
215-315	0	813	0	128	0	1455	1708	506	0	0	0	0	4610
230-330	0	834	0	116	0	1447	1756	482	0	0	0	0	4635
245-345	0	877	0	91	0	1436	1758	456	0	0	0	0	4618
300-400	0	892	0	88	0	1444	1790	413	0	0	0	0	4627
315-415	0	931	0	88	0	1414	1876	404	0	0	0	0	4713
330-430	0	903	0	105	0	1441	1860	427	0	0	0	0	4736
345-445	0	891	0	103	0	1462	1935	418	0	0	0	0	4809
400-500	0	941	0	111	0	1451	1942	422	0	0	0	0	4867

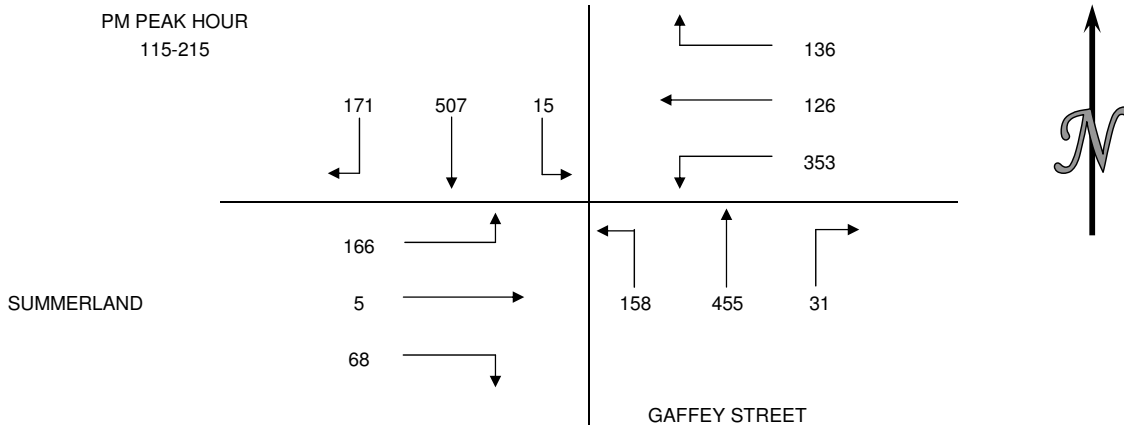


INTERSECTION TURNING MOVEMENT COUNT SUMMARY

Int 11

CLIENT: KAKU ASSOCIATES
 PROJECT: SAN PEDRO TRAFFIC COUNTS
 DATE: SATURDAY OCTOBER 6, 2007
 PERIOD: 1:00 PM TO 5:00 PM
 INTERSECTION: N/S GAFFEY STREET
 E/W SUMMERLAND

15 MIN COUNTS													
PERIOD	1 SBRT	2 SBTH	3 SBLT	4 WBRT	5 WBTH	6 WBLT	7 NBRT	8 NBTH	9 NBLT	10 EBRT	11 EBTH	12 EBLT	TOTAL
100-115	39	106	4	34	18	77	3	127	35	12	2	34	491
115-130	33	121	1	25	23	95	14	134	36	12	0	39	533
130-145	41	149	1	45	27	85	8	98	32	14	2	32	534
145-200	48	123	9	37	40	93	4	102	36	22	1	43	558
200-215	49	114	4	29	36	80	5	121	54	20	2	52	566
215-230	44	117	2	27	27	85	5	89	50	15	1	40	502
230-245	27	97	3	43	52	112	7	102	50	15	0	35	543
245-300	41	96	5	38	35	81	6	116	41	19	8	26	512
300-315	37	103	2	39	33	72	8	103	40	17	2	38	494
315-330	37	115	0	50	25	91	8	75	32	29	0	41	503
330-345	34	131	4	42	29	99	10	95	34	13	1	45	537
345-400	21	102	3	46	31	101	7	72	33	18	1	33	468
400-415	27	107	3	53	29	98	3	79	39	20	1	53	512
415-430	33	96	3	43	35	99	9	94	50	11	5	50	528
430-445	36	125	3	49	40	105	6	89	27	14	2	38	534
445-500	48	104	4	72	65	127	7	82	35	13	2	29	588
HOOR TOTALS													
TIME	1 SBRT	2 SBTH	3 SBLT	4 WBRT	5 WBTH	6 WBLT	7 NBRT	8 NBTH	9 NBLT	10 EBRT	11 EBTH	12 EBLT	TOTAL
100-200	161	499	15	141	108	350	29	461	139	60	5	148	2116
115-215	171	507	15	136	126	353	31	455	158	68	5	166	2191
130-230	182	503	16	138	130	343	22	410	172	71	6	167	2160
145-245	168	451	18	136	155	370	21	414	190	72	4	170	2169
200-300	161	424	14	137	150	358	23	428	195	69	11	153	2123
215-315	149	413	12	147	147	350	26	410	181	66	11	139	2051
230-330	142	411	10	170	145	356	29	396	163	80	10	140	2052
245-345	149	445	11	169	122	343	32	389	147	78	11	150	2046
300-400	129	451	9	177	118	363	33	345	139	77	4	157	2002
315-415	119	455	10	191	114	389	28	321	138	80	3	172	2020
330-430	115	436	13	184	124	397	29	340	156	62	8	181	2045
345-445	117	430	12	191	135	403	25	334	149	63	9	174	2042
400-500	144	432	13	217	169	429	25	344	151	58	10	170	2162

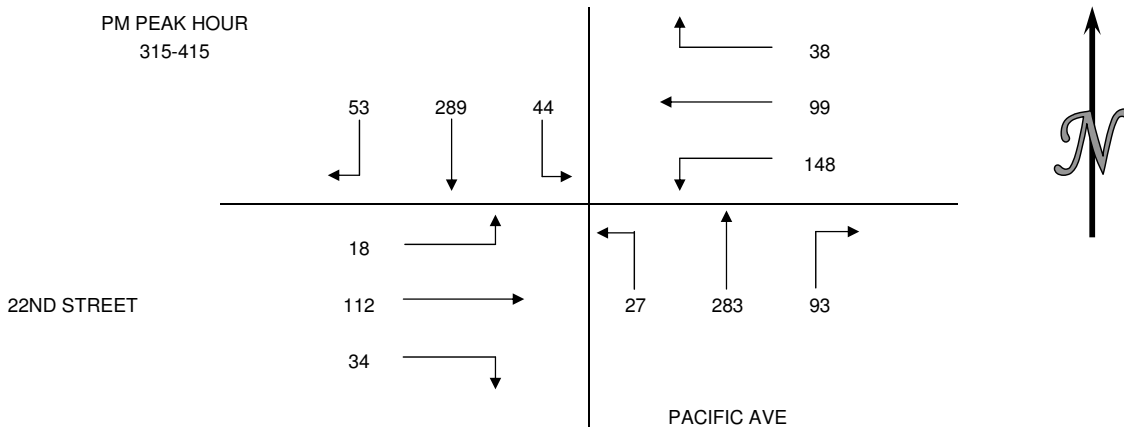


INTERSECTION TURNING MOVEMENT COUNT SUMMARY

Int 12

CLIENT: KAKU ASSOCIATES
 PROJECT: SAN PEDRO TRAFFIC COUNTS
 DATE: SATURDAY SEPTEMBER 29, 2007
 PERIOD: 1:00 PM TO 5:00 PM
 INTERSECTION: N/S PACIFIC AVE
 E/W 22ND STREET

15 MIN COUNTS													
PERIOD	1 SBRT	2 SBTH	3 SBLT	4 WBRT	5 WBTH	6 WBLT	7 NBRT	8 NBTH	9 NBLT	10 EBRT	11 EBTH	12 EBLT	TOTAL
100-115	4	53	8	2	38	24	17	74	8	8	25	11	272
115-130	13	45	3	8	23	27	16	70	9	12	21	7	254
130-145	8	40	11	4	19	28	22	70	19	13	25	4	263
145-200	10	41	5	2	18	18	18	79	7	9	30	3	240
200-215	2	31	5	2	8	17	27	76	6	5	16	9	204
215-230	11	29	7	1	12	19	24	86	7	11	23	7	237
230-245	19	60	6	3	14	32	20	69	9	8	18	5	263
245-300	12	50	10	7	19	25	20	81	10	10	19	4	267
300-315	10	82	8	9	25	31	19	66	3	8	19	5	285
315-330	24	98	18	15	33	52	26	53	10	11	27	6	373
330-345	12	72	10	9	23	39	19	70	8	11	20	4	297
345-400	5	66	8	8	25	24	24	76	4	3	28	2	273
400-415	12	53	8	6	18	33	24	84	5	9	37	6	295
415-430	14	62	15	4	28	39	22	88	9	6	20	6	313
430-445	14	67	6	8	25	28	26	87	5	15	25	12	318
445-500	12	63	8	7	25	46	17	74	11	10	23	9	305
HOOR TOTALS													
TIME	1 SBRT	2 SBTH	3 SBLT	4 WBRT	5 WBTH	6 WBLT	7 NBRT	8 NBTH	9 NBLT	10 EBRT	11 EBTH	12 EBLT	TOTAL
100-200	35	179	27	16	98	97	73	293	43	42	101	25	1029
115-215	33	157	24	16	68	90	83	295	41	39	92	23	961
130-230	31	141	28	9	57	82	91	311	39	38	94	23	944
145-245	42	161	23	8	52	86	89	310	29	33	87	24	944
200-300	44	170	28	13	53	93	91	312	32	34	76	25	971
215-315	52	221	31	20	70	107	83	302	29	37	79	21	1052
230-330	65	290	42	34	91	140	85	269	32	37	83	20	1188
245-345	58	302	46	40	100	147	84	270	31	40	85	19	1222
300-400	51	318	44	41	106	146	88	265	25	33	94	17	1228
315-415	53	289	44	38	99	148	93	283	27	34	112	18	1238
330-430	43	253	41	27	94	135	89	318	26	29	105	18	1178
345-445	45	248	37	26	96	124	96	335	23	33	110	26	1199
400-500	52	245	37	25	96	146	89	333	30	40	105	33	1231



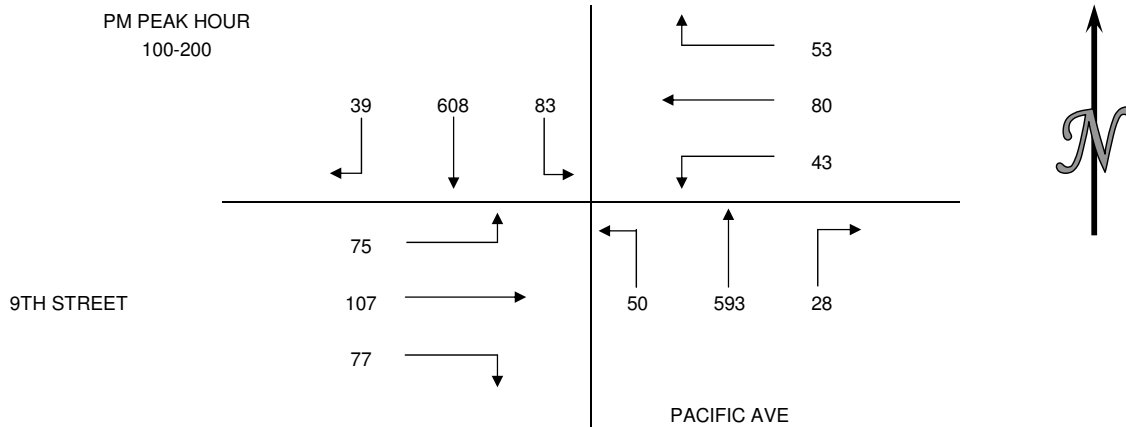
INTERSECTION TURNING MOVEMENT COUNT SUMMARY

Int 13

CLIENT: KAKU ASSOCIATES
 PROJECT: SAN PEDRO TRAFFIC COUNTS
 DATE: SATURDAY SEPTEMBER 29, 2007
 PERIOD: 1:00 PM TO 5:00 PM
 INTERSECTION: N/S PACIFIC AVE
 E/W 9TH STREET

15 MIN COUNTS													
PERIOD	1 SBRT	2 SBTH	3 SBLT	4 WBRT	5 WBTH	6 WBLT	7 NBRT	8 NBTH	9 NBLT	10 EBRT	11 EBTH	12 EBLT	TOTAL
100-115	6	161	24	13	21	10	8	177	16	23	25	26	510
115-130	5	137	20	11	19	10	3	138	12	10	16	16	397
130-145	12	166	28	14	19	12	6	141	10	19	30	15	472
145-200	16	144	11	15	21	11	11	137	12	25	36	18	457
200-215	8	165	25	9	28	8	9	156	15	13	26	19	481
215-230	6	146	16	8	30	9	6	138	7	9	14	19	408
230-245	7	131	16	14	25	8	3	155	15	20	26	21	441
245-300	8	151	22	7	16	14	4	153	10	11	15	17	428
300-315	10	159	25	15	25	8	11	136	13	9	24	11	446
315-330	4	153	10	13	15	4	5	138	10	12	16	12	392
330-345	12	131	21	7	14	7	6	140	8	6	20	18	390
345-400	8	137	10	7	22	9	7	155	4	15	21	17	412
400-415	8	153	16	12	19	5	6	143	13	16	21	16	428
415-430	20	142	14	11	25	9	3	155	12	8	27	15	441
430-445	7	142	21	10	20	12	12	162	5	14	21	19	445
445-500	9	161	17	9	14	7	4	136	14	17	24	9	421

HOOR TOTALS													
TIME	1 SBRT	2 SBTH	3 SBLT	4 WBRT	5 WBTH	6 WBLT	7 NBRT	8 NBTH	9 NBLT	10 EBRT	11 EBTH	12 EBLT	TOTAL
100-200	39	608	83	53	80	43	28	593	50	77	107	75	1836
115-215	41	612	84	49	87	41	29	572	49	67	108	68	1807
130-230	42	621	80	46	98	40	32	572	44	66	106	71	1818
145-245	37	586	68	46	104	36	29	586	49	67	102	77	1787
200-300	29	593	79	38	99	39	22	602	47	53	81	76	1758
215-315	31	587	79	44	96	39	24	582	45	49	79	68	1723
230-330	29	594	73	49	81	34	23	582	48	52	81	61	1707
245-345	34	594	78	42	70	33	26	567	41	38	75	58	1656
300-400	34	580	66	42	76	28	29	569	35	42	81	58	1640
315-415	32	574	57	39	70	25	24	576	35	49	78	63	1622
330-430	48	563	61	37	80	30	22	593	37	45	89	66	1671
345-445	43	574	61	40	86	35	28	615	34	53	90	67	1726
400-500	44	598	68	42	78	33	25	596	44	55	93	59	1735



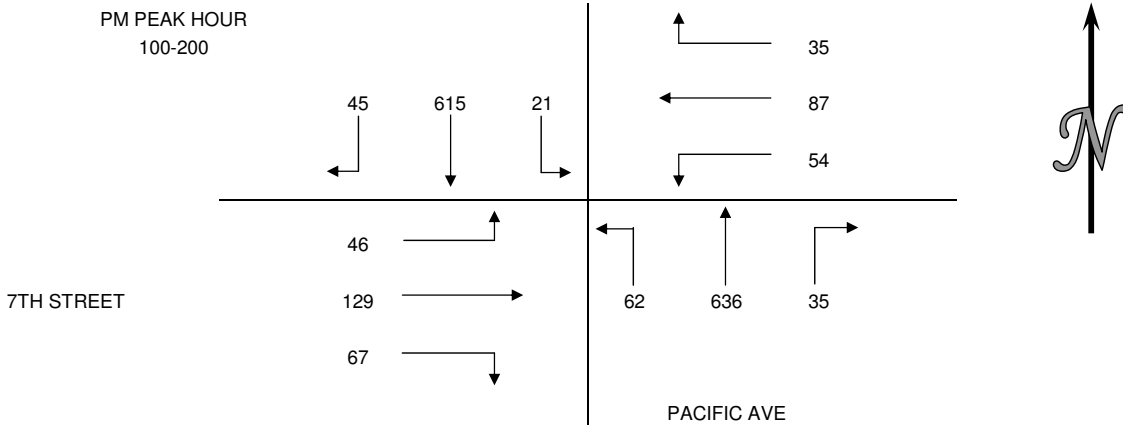
INTERSECTION TURNING MOVEMENT COUNT SUMMARY

Int 14

CLIENT: KAKU ASSOCIATES
 PROJECT: SAN PEDRO TRAFFIC COUNTS
 DATE: SATURDAY SEPTEMBER 29, 2007
 PERIOD: 1:00 PM TO 5:00 PM
 INTERSECTION: N/S PACIFIC AVE
 E/W 7TH STREET

15 MIN COUNTS													
PERIOD	1 SBRT	2 SBTH	3 SBLT	4 WBRT	5 WBTH	6 WBLT	7 NBRT	8 NBTH	9 NBLT	10 EBRT	11 EBTH	12 EBLT	TOTAL
100-115	14	146	6	10	21	15	7	188	14	17	38	17	493
115-130	11	141	4	4	13	12	13	160	18	20	44	12	452
130-145	7	181	7	13	27	17	5	151	14	16	27	7	472
145-200	13	147	4	8	26	10	10	137	16	14	20	10	415
200-215	9	154	10	11	13	13	1	158	3	15	34	10	431
215-230	7	134	4	5	19	14	10	163	6	12	25	10	409
230-245	17	170	12	4	11	11	12	152	10	30	36	14	479
245-300	11	144	8	5	29	10	10	178	19	16	29	14	473
300-315	4	131	11	22	37	28	4	152	7	12	18	10	436
315-330	8	151	6	8	22	8	7	135	12	11	22	9	399
330-345	6	165	4	10	33	11	5	155	4	14	17	7	431
345-400	5	143	4	8	17	7	10	170	8	9	18	7	406
400-415	4	135	7	10	36	19	9	152	6	15	22	8	423
415-430	11	154	5	2	10	6	21	174	14	13	16	3	429
430-445	5	126	8	11	22	18	15	137	14	14	24	6	400
445-500	7	172	3	5	36	16	11	146	7	11	27	14	455

HOUR TOTALS													
TIME	1 SBRT	2 SBTH	3 SBLT	4 WBRT	5 WBTH	6 WBLT	7 NBRT	8 NBTH	9 NBLT	10 EBRT	11 EBTH	12 EBLT	TOTAL
100-200	45	615	21	35	87	54	35	636	62	67	129	46	1832
115-215	40	623	25	36	79	52	29	606	51	65	125	39	1770
130-230	36	616	25	37	85	54	26	609	39	57	106	37	1727
145-245	46	605	30	28	69	48	33	610	35	71	115	44	1734
200-300	44	602	34	25	72	48	33	651	38	73	124	48	1792
215-315	39	579	35	36	96	63	36	645	42	70	108	48	1797
230-330	40	596	37	39	99	57	33	617	48	69	105	47	1787
245-345	29	591	29	45	121	57	26	620	42	53	86	40	1739
300-400	23	590	25	48	109	54	26	612	31	46	75	33	1672
315-415	23	594	21	36	108	45	31	612	30	49	79	31	1659
330-430	26	597	20	30	96	43	45	651	32	51	73	25	1689
345-445	25	558	24	31	85	50	55	633	42	51	80	24	1658
400-500	27	587	23	28	104	59	56	609	41	53	89	31	1707



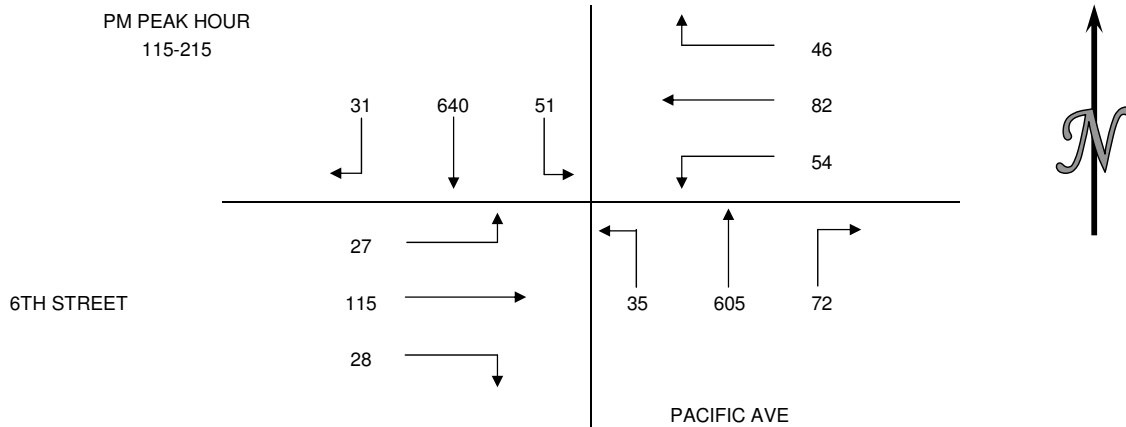
INTERSECTION TURNING MOVEMENT COUNT SUMMARY

Int 15

CLIENT: KAKU ASSOCIATES
 PROJECT: SAN PEDRO TRAFFIC COUNTS
 DATE: SATURDAY SEPTEMBER 29, 2007
 PERIOD: 1:00 PM TO 5:00 PM
 INTERSECTION: N/S PACIFIC AVE
 E/W 6TH STREET

15 MIN COUNTS													
PERIOD	1 SBRT	2 SBTH	3 SBLT	4 WBRT	5 WBTH	6 WBLT	7 NBRT	8 NBTH	9 NBLT	10 EBRT	11 EBTH	12 EBLT	TOTAL
100-115	8	144	5	17	17	15	33	160	9	5	27	9	449
115-130	5	151	17	9	17	11	18	166	14	3	23	4	438
130-145	3	167	13	11	23	11	18	133	2	5	23	5	414
145-200	6	143	13	8	21	12	14	131	12	17	55	17	449
200-215	17	179	8	18	21	20	22	175	7	3	14	1	485
215-230	5	125	13	14	25	12	22	123	7	3	16	3	368
230-245	4	139	5	6	21	10	11	166	2	5	24	3	396
245-300	9	182	12	12	18	11	17	182	7	10	18	7	485
300-315	3	125	5	13	14	12	9	168	11	2	7	3	372
315-330	3	130	10	9	18	13	10	152	4	6	12	5	372
330-345	7	179	6	17	26	19	19	151	4	2	22	3	455
345-400	0	154	6	9	17	7	8	178	3	4	26	6	418
400-415	4	132	7	7	20	15	9	140	4	3	12	1	354
415-430	9	127	10	17	29	23	6	170	4	9	18	6	428
430-445	2	132	9	19	15	9	13	139	5	13	18	4	378
445-500	15	166	18	9	28	8	20	161	3	5	28	4	465

HOOR TOTALS													
TIME	1 SBRT	2 SBTH	3 SBLT	4 WBRT	5 WBTH	6 WBLT	7 NBRT	8 NBTH	9 NBLT	10 EBRT	11 EBTH	12 EBLT	TOTAL
100-200	22	605	48	45	78	49	83	590	37	30	128	35	1750
115-215	31	640	51	46	82	54	72	605	35	28	115	27	1786
130-230	31	614	47	51	90	55	76	562	28	28	108	26	1716
145-245	32	586	39	46	88	54	69	595	28	28	109	24	1698
200-300	35	625	38	50	85	53	72	646	23	21	72	14	1734
215-315	21	571	35	45	78	45	59	639	27	20	65	16	1621
230-330	19	576	32	40	71	46	47	668	24	23	61	18	1625
245-345	22	616	33	51	76	55	55	653	26	20	59	18	1684
300-400	13	588	27	48	75	51	46	649	22	14	67	17	1617
315-415	14	595	29	42	81	54	46	621	15	15	72	15	1599
330-430	20	592	29	50	92	64	42	639	15	18	78	16	1655
345-445	15	545	32	52	81	54	36	627	16	29	74	17	1578
400-500	30	557	44	52	92	55	48	610	16	30	76	15	1625



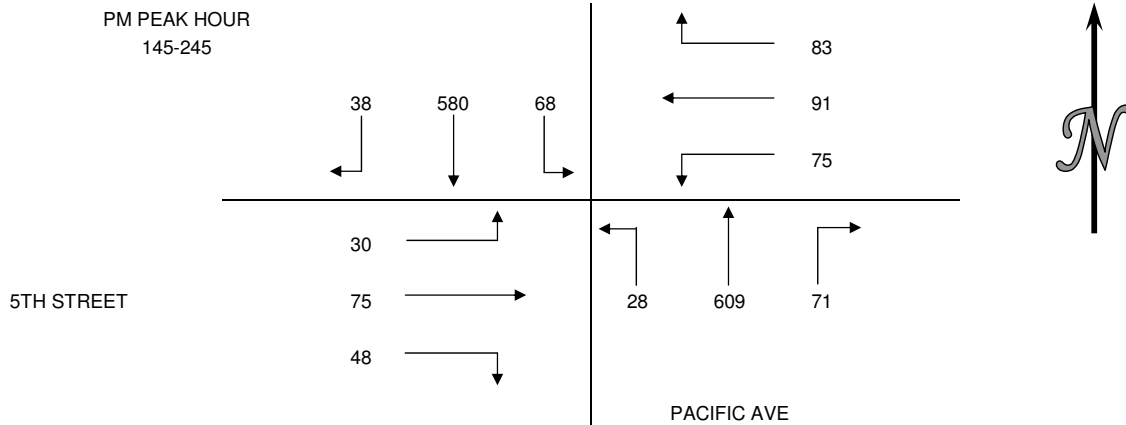
INTERSECTION TURNING MOVEMENT COUNT SUMMARY

Int 16

CLIENT: KAKU ASSOCIATES
 PROJECT: SAN PEDRO TRAFFIC COUNTS
 DATE: SATURDAY SEPTEMBER 29, 2007
 PERIOD: 1:00 PM TO 5:00 PM
 INTERSECTION: N/S PACIFIC AVE
 E/W 5TH STREET

15 MIN COUNTS													
PERIOD	1 SBRT	2 SBTH	3 SBLT	4 WBRT	5 WBTH	6 WBLT	7 NBRT	8 NBTH	9 NBLT	10 EBRT	11 EBTH	12 EBLT	TOTAL
100-115	8	114	12	17	9	13	18	172	7	12	24	5	411
115-130	5	120	12	19	20	22	20	141	4	16	21	5	405
130-145	7	146	9	13	25	14	16	129	4	11	25	9	408
145-200	9	139	16	20	20	15	14	141	9	13	23	8	427
200-215	12	172	17	19	26	29	19	165	10	17	16	8	510
215-230	10	120	14	13	19	16	14	135	6	7	13	5	372
230-245	7	149	21	31	26	15	24	168	3	11	23	9	487
245-300	1	131	5	10	19	11	18	149	13	12	19	11	399
300-315	3	112	6	14	30	18	17	141	6	8	24	6	385
315-330	3	137	8	22	28	17	20	154	12	5	22	6	434
330-345	3	160	4	19	17	12	21	151	10	8	9	4	418
345-400	4	146	10	13	12	22	16	162	10	10	17	5	427
400-415	7	134	5	14	25	7	10	155	4	8	21	8	398
415-430	5	120	12	9	14	12	15	163	14	10	24	5	403
430-445	5	167	8	10	17	18	17	154	3	11	26	9	445
445-500	5	141	14	17	19	13	14	131	10	13	19	4	400

HOOR TOTALS													
TIME	1 SBRT	2 SBTH	3 SBLT	4 WBRT	5 WBTH	6 WBLT	7 NBRT	8 NBTH	9 NBLT	10 EBRT	11 EBTH	12 EBLT	TOTAL
100-200	29	519	49	69	74	64	68	583	24	52	93	27	1651
115-215	33	577	54	71	91	80	69	576	27	57	85	30	1750
130-230	38	577	56	65	90	74	63	570	29	48	77	30	1717
145-245	38	580	68	83	91	75	71	609	28	48	75	30	1796
200-300	30	572	57	73	90	71	75	617	32	47	71	33	1768
215-315	21	512	46	68	94	60	73	593	28	38	79	31	1643
230-330	14	529	40	77	103	61	79	612	34	36	88	32	1705
245-345	10	540	23	65	94	58	76	595	41	33	74	27	1636
300-400	13	555	28	68	87	69	74	608	38	31	72	21	1664
315-415	17	577	27	68	82	58	67	622	36	31	69	23	1677
330-430	19	560	31	55	68	53	62	631	38	36	71	22	1646
345-445	21	567	35	46	68	59	58	634	31	39	88	27	1673
400-500	22	562	39	50	75	50	56	603	31	42	90	26	1646

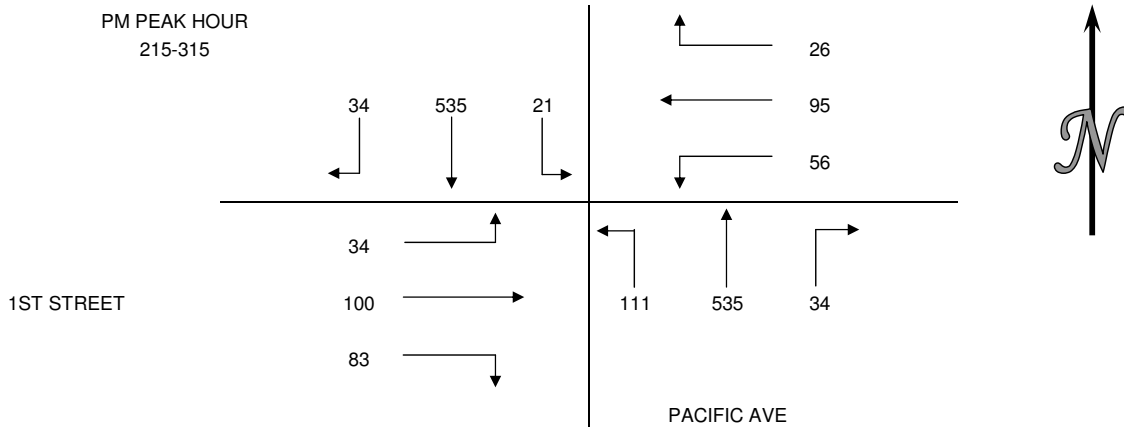


INTERSECTION TURNING MOVEMENT COUNT SUMMARY

Int 17

CLIENT: KAKU ASSOCIATES
 PROJECT: SAN PEDRO TRAFFIC COUNTS
 DATE: SATURDAY SEPTEMBER 29, 2007
 PERIOD: 1:00 PM TO 5:00 PM
 INTERSECTION: N/S PACIFIC AVE
 E/W 1ST STREET

15 MIN COUNTS													
PERIOD	1 SBRT	2 SBTH	3 SBLT	4 WBRT	5 WBTH	6 WBLT	7 NBRT	8 NBTH	9 NBLT	10 EBRT	11 EBTH	12 EBLT	TOTAL
100-115	9	117	8	3	20	13	11	142	39	23	28	22	435
115-130	5	120	6	5	19	5	6	141	37	16	28	10	398
130-145	6	112	6	7	21	11	5	105	28	16	20	5	342
145-200	10	127	6	3	15	7	5	130	26	22	21	11	383
200-215	12	133	6	3	20	10	13	131	38	21	27	6	420
215-230	8	120	6	6	19	9	11	162	37	23	34	7	442
230-245	12	137	4	3	18	3	6	137	30	20	29	8	407
245-300	3	143	3	9	20	8	10	124	22	19	18	8	387
300-315	11	135	8	8	38	36	7	112	22	21	19	11	428
315-330	7	104	4	4	19	8	11	132	34	29	18	6	376
330-345	6	101	8	7	19	12	6	148	31	18	30	18	404
345-400	11	109	7	7	21	12	12	140	28	24	20	10	401
400-415	8	128	9	2	15	7	8	141	23	16	12	11	380
415-430	11	140	6	2	18	13	11	131	28	18	18	10	406
430-445	1	116	3	1	4	5	16	142	27	28	19	8	370
445-500	5	136	3	2	8	4	12	122	28	14	13	16	363
HOOR TOTALS													
TIME	1 SBRT	2 SBTH	3 SBLT	4 WBRT	5 WBTH	6 WBLT	7 NBRT	8 NBTH	9 NBLT	10 EBRT	11 EBTH	12 EBLT	TOTAL
100-200	30	476	26	18	75	36	27	518	130	77	97	48	1558
115-215	33	492	24	18	75	33	29	507	129	75	96	32	1543
130-230	36	492	24	19	75	37	34	528	129	82	102	29	1587
145-245	42	517	22	15	72	29	35	560	131	86	111	32	1652
200-300	35	533	19	21	77	30	40	554	127	83	108	29	1656
215-315	34	535	21	26	95	56	34	535	111	83	100	34	1664
230-330	33	519	19	24	95	55	34	505	108	89	84	33	1598
245-345	27	483	23	28	96	64	34	516	109	87	85	43	1595
300-400	35	449	27	26	97	68	36	532	115	92	87	45	1609
315-415	32	442	28	20	74	39	37	561	116	87	80	45	1561
330-430	36	478	30	18	73	44	37	560	110	76	80	49	1591
345-445	31	493	25	12	58	37	47	554	106	86	69	39	1557
400-500	25	520	21	7	45	29	47	536	106	76	62	45	1519



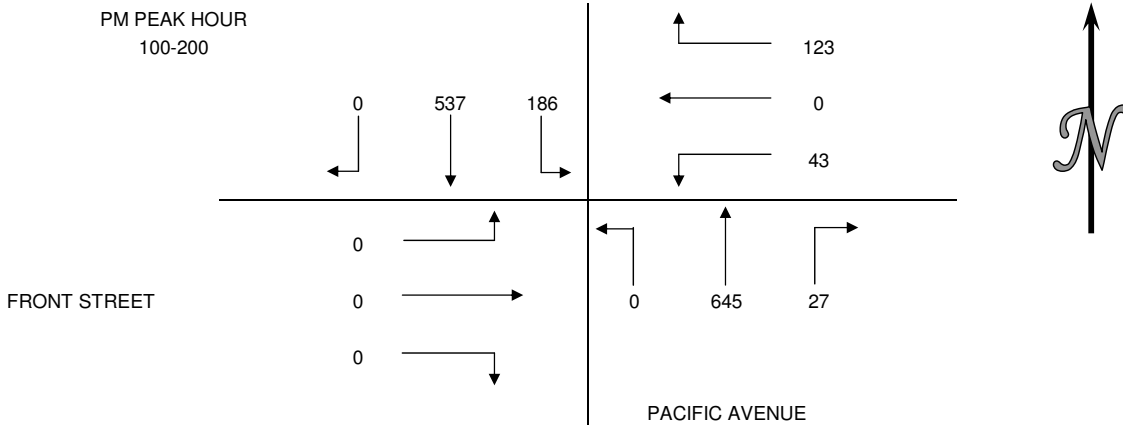
INTERSECTION TURNING MOVEMENT COUNT SUMMARY

Int 18

CLIENT: KAKU ASSOCIATES
 PROJECT: SAN PEDRO TRAFFIC COUNTS
 DATE: SATURDAY OCTOBER 13, 2007
 PERIOD: 1:00 PM TO 5:00 PM
 INTERSECTION: N/S PACIFIC AVENUE
 E/W FRONT STREET

15 MIN COUNTS													
PERIOD	1 SBRT	2 SBTH	3 SBLT	4 WBRT	5 WBTH	6 WBLT	7 NBRT	8 NBTH	9 NBLT	10 EBRT	11 EBTH	12 EBLT	TOTAL
100-115	0	137	44	32	0	12	6	152	0	0	0	0	383
115-130	0	140	46	38	0	10	9	168	0	0	0	0	411
130-145	0	135	46	28	0	9	6	175	0	0	0	0	399
145-200	0	125	50	25	0	12	6	150	0	0	0	0	368
200-215	0	120	50	25	0	4	4	135	0	0	0	0	338
215-230	0	106	39	39	0	3	6	148	0	0	0	0	341
230-245	0	103	36	29	0	3	5	106	0	0	0	0	282
245-300	0	109	48	38	0	2	2	106	0	0	0	0	305
300-315	0	114	55	31	0	2	6	106	0	0	0	0	314
315-330	0	106	40	36	0	1	3	105	0	0	0	0	291
330-345	0	104	29	40	0	3	5	110	0	0	0	0	291
345-400	0	100	21	33	0	1	6	126	0	0	0	0	287
400-415	0	128	32	46	0	3	4	114	0	0	0	0	327
415-430	0	110	40	46	0	4	2	121	0	0	0	0	323
430-445	0	112	42	41	0	2	3	99	0	0	0	0	299
445-500	0	108	39	37	0	3	4	101	0	0	0	0	292

HOURLY TOTALS													
TIME	1 SBRT	2 SBTH	3 SBLT	4 WBRT	5 WBTH	6 WBLT	7 NBRT	8 NBTH	9 NBLT	10 EBRT	11 EBTH	12 EBLT	TOTAL
100-200	0	537	186	123	0	43	27	645	0	0	0	0	1561
115-215	0	520	192	116	0	35	25	628	0	0	0	0	1516
130-230	0	486	185	117	0	28	22	608	0	0	0	0	1446
145-245	0	454	175	118	0	22	21	539	0	0	0	0	1329
200-300	0	438	173	131	0	12	17	495	0	0	0	0	1266
215-315	0	432	178	137	0	10	19	466	0	0	0	0	1242
230-330	0	432	179	134	0	8	16	423	0	0	0	0	1192
245-345	0	433	172	145	0	8	16	427	0	0	0	0	1201
300-400	0	424	145	140	0	7	20	447	0	0	0	0	1183
315-415	0	438	122	155	0	8	18	455	0	0	0	0	1196
330-430	0	442	122	165	0	11	17	471	0	0	0	0	1228
345-445	0	450	135	166	0	10	15	460	0	0	0	0	1236
400-500	0	458	153	170	0	12	13	435	0	0	0	0	1241



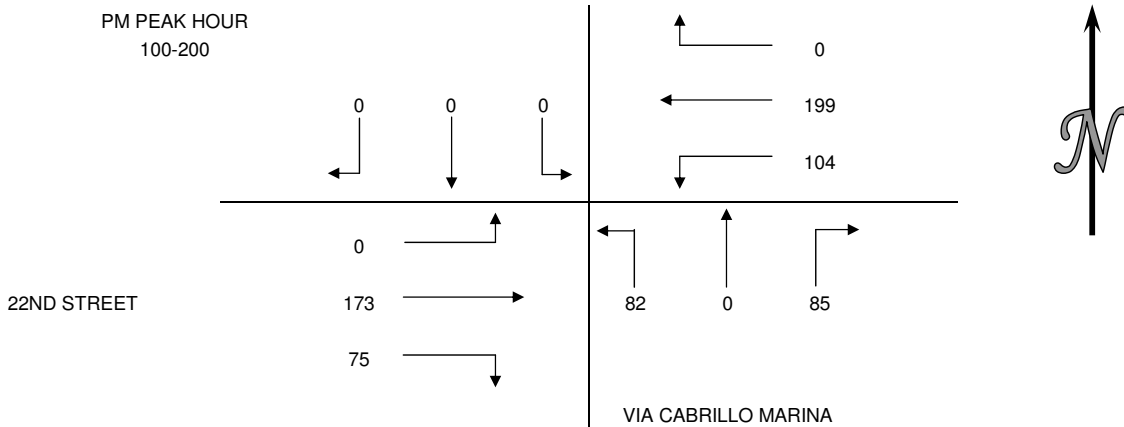
INTERSECTION TURNING MOVEMENT COUNT SUMMARY

Int 19

CLIENT: KAKU ASSOCIATES
 PROJECT: SAN PEDRO TRAFFIC COUNTS
 DATE: SUNDAY SEPTEMBER 30, 2007
 PERIOD: 1:00 PM TO 5:00 PM
 INTERSECTION: N/S VIA CABRILLO MARINA
 E/W 22ND STREET

15 MIN COUNTS													
PERIOD	1 SBRT	2 SBTH	3 SBLT	4 WBRT	5 WBTH	6 WBLT	7 NBRT	8 NBTH	9 NBLT	10 EBRT	11 EBTH	12 EBLT	TOTAL
1130-1145	0	0	0	0	43	13	18	0	10	22	40	0	146
1145-1200	0	0	0	0	47	25	29	0	22	28	42	0	193
1200-1215	0	0	0	0	30	13	15	0	19	16	28	0	121
1215-1230	0	0	0	0	47	20	15	0	28	19	39	0	168
1230-1245	0	0	0	0	39	19	13	0	15	17	55	0	158
1245-100	0	0	0	0	40	9	10	0	15	22	38	0	134
100-115	0	0	0	0	51	32	15	0	18	25	43	0	184
115-130	0	0	0	0	52	22	25	0	10	12	32	0	153
130-145	0	0	0	0	54	24	29	0	26	18	44	0	195
145-200	0	0	0	0	42	26	16	0	28	20	54	0	186
200-215	0	0	0	0	23	25	19	0	16	11	29	0	123
215-230	0	0	0	0	37	15	28	0	20	19	34	0	153
230-245	0	0	0	0	39	7	31	0	14	27	35	0	153
245-300	0	0	0	0	48	9	16	0	18	17	40	0	148
300-315	0	0	0	0	54	19	20	0	30	18	45	0	186
315-330	0	0	0	0	45	17	30	0	17	14	31	0	154

HOOR TOTALS													
TIME	1 SBRT	2 SBTH	3 SBLT	4 WBRT	5 WBTH	6 WBLT	7 NBRT	8 NBTH	9 NBLT	10 EBRT	11 EBTH	12 EBLT	TOTAL
1130-1230	0	0	0	0	167	71	77	0	79	85	149	0	628
1145-1245	0	0	0	0	163	77	72	0	84	80	164	0	640
1200-100	0	0	0	0	156	61	53	0	77	74	160	0	581
1215-115	0	0	0	0	177	80	53	0	76	83	175	0	644
1230-130	0	0	0	0	182	82	63	0	58	76	168	0	629
1245-145	0	0	0	0	197	87	79	0	69	77	157	0	666
100-200	0	0	0	0	199	104	85	0	82	75	173	0	718
115-215	0	0	0	0	171	97	89	0	80	61	159	0	657
130-230	0	0	0	0	156	90	92	0	90	68	161	0	657
145-245	0	0	0	0	141	73	94	0	78	77	152	0	615
200-300	0	0	0	0	147	56	94	0	68	74	138	0	577
215-315	0	0	0	0	178	50	95	0	82	81	154	0	640
230-330	0	0	0	0	186	52	97	0	79	76	151	0	641



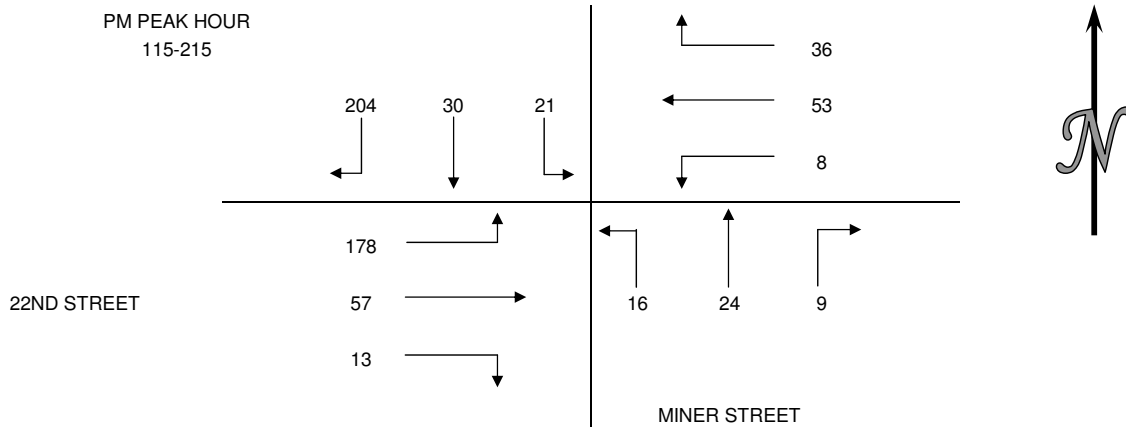
INTERSECTION TURNING MOVEMENT COUNT SUMMARY

Int 20

CLIENT: KAKU ASSOCIATES
 PROJECT: SAN PEDRO TRAFFIC COUNTS
 DATE: SUNDAY SEPTEMBER 30, 2007
 PERIOD: 1:00 PM TO 5:00 PM
 INTERSECTION: N/S MINER STREET
 E/W 22ND STREET

15 MIN COUNTS													
PERIOD	1 SBRT	2 SBTH	3 SBLT	4 WBRT	5 WBTH	6 WBLT	7 NBRT	8 NBTH	9 NBLT	10 EBRT	11 EBTH	12 EBLT	TOTAL
1130-1145	51	7	15	9	19	0	0	10	2	5	17	48	183
1145-1200	52	4	6	15	14	1	2	4	0	3	13	34	148
1200-1215	34	4	10	6	11	0	0	4	1	2	11	32	115
1215-1230	48	4	16	5	20	1	1	8	4	4	13	37	161
1230-1245	36	7	12	5	6	1	1	11	2	5	19	44	149
1245-100	36	6	6	7	11	1	0	3	1	3	21	38	133
100-115	64	3	8	5	22	1	3	1	1	3	5	22	138
115-130	61	12	6	8	18	1	3	7	3	3	15	43	180
130-145	56	8	3	10	11	3	2	9	6	5	19	50	182
145-200	42	3	5	7	13	1	0	3	3	2	8	42	129
200-215	45	7	7	11	11	3	4	5	4	3	15	43	158
215-230	43	2	9	6	7	4	2	3	1	3	9	42	131
230-245	38	4	10	3	7	0	2	8	5	2	15	47	141
245-300	53	3	6	3	13	0	0	10	2	2	9	49	150
300-315	44	6	8	6	16	3	2	5	1	4	18	41	154
315-330	50	3	9	7	10	2	1	4	2	1	16	39	144

HOUR TOTALS													
TIME	1 SBRT	2 SBTH	3 SBLT	4 WBRT	5 WBTH	6 WBLT	7 NBRT	8 NBTH	9 NBLT	10 EBRT	11 EBTH	12 EBLT	TOTAL
1130-1230	185	19	47	35	64	2	3	26	7	14	54	151	607
1145-1245	170	19	44	31	51	3	4	27	7	14	56	147	573
1200-100	154	21	44	23	48	3	2	26	8	14	64	151	558
1215-115	184	20	42	22	59	4	5	23	8	15	58	141	581
1230-130	197	28	32	25	57	4	7	22	7	14	60	147	600
1245-145	217	29	23	30	62	6	8	20	11	14	60	153	633
100-200	223	26	22	30	64	6	8	20	13	13	47	157	629
115-215	204	30	21	36	53	8	9	24	16	13	57	178	649
130-230	186	20	24	34	42	11	8	20	14	13	51	177	600
145-245	168	16	31	27	38	8	8	19	13	10	47	174	559
200-300	179	16	32	23	38	7	8	26	12	10	48	181	580
215-315	178	15	33	18	43	7	6	26	9	11	51	179	576
230-330	185	16	33	19	46	5	5	27	10	9	58	176	589

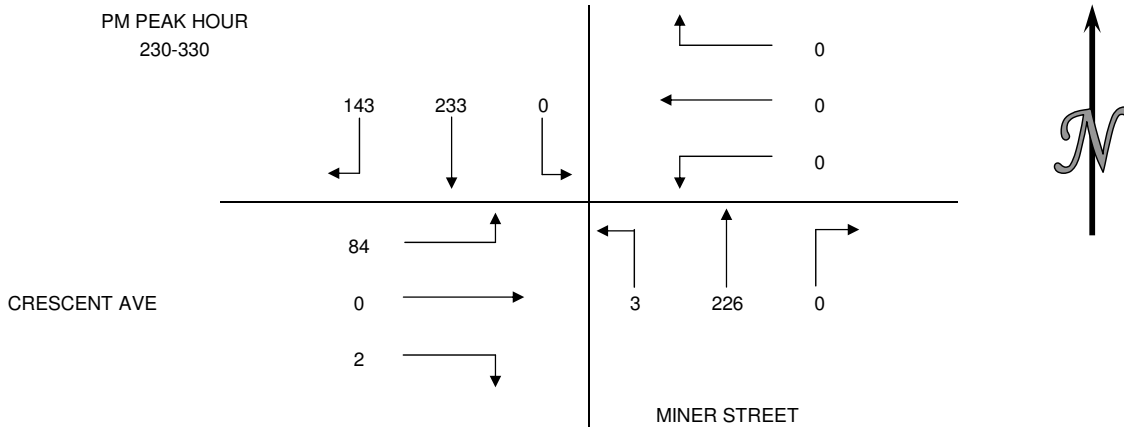


INTERSECTION TURNING MOVEMENT COUNT SUMMARY

Int 21

CLIENT: KAKU ASSOCIATES
 PROJECT: SAN PEDRO TRAFFIC COUNTS
 DATE: SUNDAY SEPTEMBER 30, 2007
 PERIOD: 1:00 PM TO 5:00 PM
 INTERSECTION: N/S MINER STREET
 E/W CRESCENT AVE

15 MIN COUNTS													
PERIOD	1 SBRT	2 SBTH	3 SBLT	4 WBRT	5 WBTH	6 WBLT	7 NBRT	8 NBTH	9 NBLT	10 EBRT	11 EBTH	12 EBLT	TOTAL
1130-1145	32	60	0	0	0	0	0	38	0	2	0	18	150
1145-1200	25	66	0	0	0	0	0	72	2	3	0	14	182
1200-1215	24	44	0	0	0	0	0	44	1	3	0	10	126
1215-1230	28	79	0	0	0	0	0	49	2	3	0	18	179
1230-1245	21	52	0	0	0	0	0	57	1	0	0	15	146
1245-100	31	40	0	0	0	0	0	44	2	3	0	18	138
100-115	32	72	0	0	0	0	0	35	3	1	0	13	156
115-130	34	74	0	0	0	0	0	51	0	3	0	16	178
130-145	29	63	0	0	0	0	0	58	0	1	0	17	168
145-200	25	53	0	0	0	0	0	62	2	4	0	19	165
200-215	34	60	0	0	0	0	0	50	1	2	0	15	162
215-230	43	53	0	0	0	0	0	57	0	3	0	23	179
230-245	31	50	0	0	0	0	0	52	0	0	0	14	147
245-300	37	61	0	0	0	0	0	65	0	1	0	19	183
300-315	31	66	0	0	0	0	0	58	1	0	0	19	175
315-330	44	56	0	0	0	0	0	51	2	1	0	32	186
HOOR TOTALS													
TIME	1 SBRT	2 SBTH	3 SBLT	4 WBRT	5 WBTH	6 WBLT	7 NBRT	8 NBTH	9 NBLT	10 EBRT	11 EBTH	12 EBLT	TOTAL
1130-1230	109	249	0	0	0	0	0	203	5	11	0	60	637
1145-1245	98	241	0	0	0	0	0	222	6	9	0	57	633
1200-100	104	215	0	0	0	0	0	194	6	9	0	61	589
1215-115	112	243	0	0	0	0	0	185	8	7	0	64	619
1230-130	118	238	0	0	0	0	0	187	6	7	0	62	618
1245-145	126	249	0	0	0	0	0	188	5	8	0	64	640
100-200	120	262	0	0	0	0	0	206	5	9	0	65	667
115-215	122	250	0	0	0	0	0	221	3	10	0	67	673
130-230	131	229	0	0	0	0	0	227	3	10	0	74	674
145-245	133	216	0	0	0	0	0	221	3	9	0	71	653
200-300	145	224	0	0	0	0	0	224	1	6	0	71	671
215-315	142	230	0	0	0	0	0	232	1	4	0	75	684
230-330	143	233	0	0	0	0	0	226	3	2	0	84	691

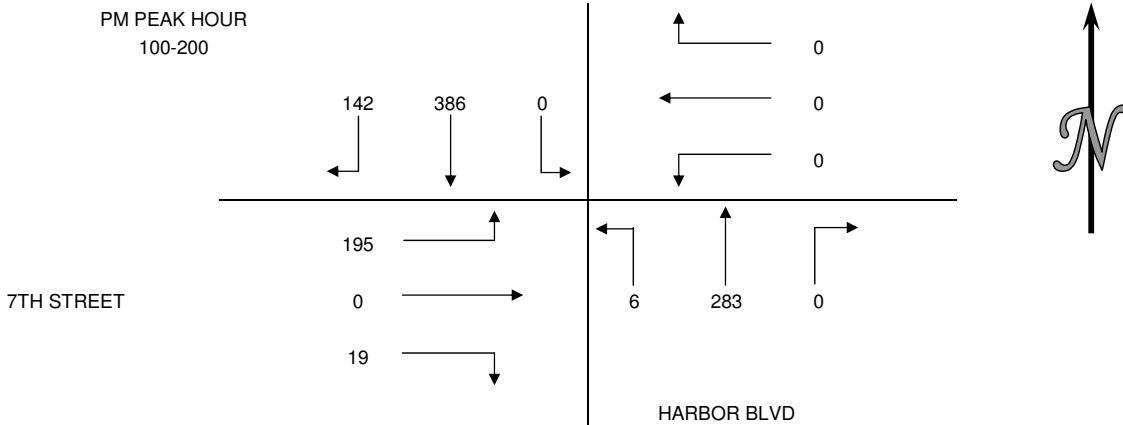


INTERSECTION TURNING MOVEMENT COUNT SUMMARY

Int 22

CLIENT: KAKU ASSOCIATES
 PROJECT: SAN PEDRO TRAFFIC COUNTS
 DATE: SUNDAY SEPTEMBER 23, 2007
 PERIOD: 1:00 PM TO 5:00 PM
 INTERSECTION: N/S HARBOR BLVD
 E/W 7TH STREET

15 MIN COUNTS													
PERIOD	1 SBRT	2 SBTH	3 SBLT	4 WBRT	5 WBTH	6 WBLT	7 NBRT	8 NBTH	9 NBLT	10 EBRT	11 EBTH	12 EBLT	TOTAL
1130-1145	25	93	0	0	0	0	0	57	7	7	0	41	230
1145-1200	26	87	0	0	0	0	0	81	2	5	0	40	241
1200-1215	24	74	0	0	0	0	0	64	4	9	0	42	217
1215-1230	46	81	0	0	0	0	0	70	3	2	0	45	247
1230-1245	24	98	0	0	0	0	0	97	10	8	0	56	293
1245-100	25	85	0	0	0	0	0	50	5	10	0	48	223
100-115	35	101	0	0	0	0	0	49	2	5	0	50	242
115-130	39	106	0	0	0	0	0	59	1	5	0	54	264
130-145	35	94	0	0	0	0	0	84	2	2	0	50	267
145-200	33	85	0	0	0	0	0	91	1	7	0	41	258
200-215	29	86	0	0	0	0	0	71	1	2	0	36	225
215-230	28	92	0	0	0	0	0	93	3	7	0	35	258
230-245	25	80	0	0	0	0	0	65	4	8	0	45	227
245-300	28	108	0	0	0	0	0	91	1	2	0	45	275
300-315	28	86	0	0	0	0	0	88	6	4	0	33	245
315-330	40	108	0	0	0	0	0	87	3	6	0	36	280
HOOR TOTALS													
TIME	1 SBRT	2 SBTH	3 SBLT	4 WBRT	5 WBTH	6 WBLT	7 NBRT	8 NBTH	9 NBLT	10 EBRT	11 EBTH	12 EBLT	TOTAL
1130-1230	121	335	0	0	0	0	0	272	16	23	0	168	935
1145-1245	120	340	0	0	0	0	0	312	19	24	0	183	998
1200-100	119	338	0	0	0	0	0	281	22	29	0	191	980
1215-115	130	365	0	0	0	0	0	266	20	25	0	199	1005
1230-130	123	390	0	0	0	0	0	255	18	28	0	208	1022
1245-145	134	386	0	0	0	0	0	242	10	22	0	202	996
100-200	142	386	0	0	0	0	0	283	6	19	0	195	1031
115-215	136	371	0	0	0	0	0	305	5	16	0	181	1014
130-230	125	357	0	0	0	0	0	339	7	18	0	162	1008
145-245	115	343	0	0	0	0	0	320	9	24	0	157	968
200-300	110	366	0	0	0	0	0	320	9	19	0	161	985
215-315	109	366	0	0	0	0	0	337	14	21	0	158	1005
230-330	121	382	0	0	0	0	0	331	14	20	0	159	1027

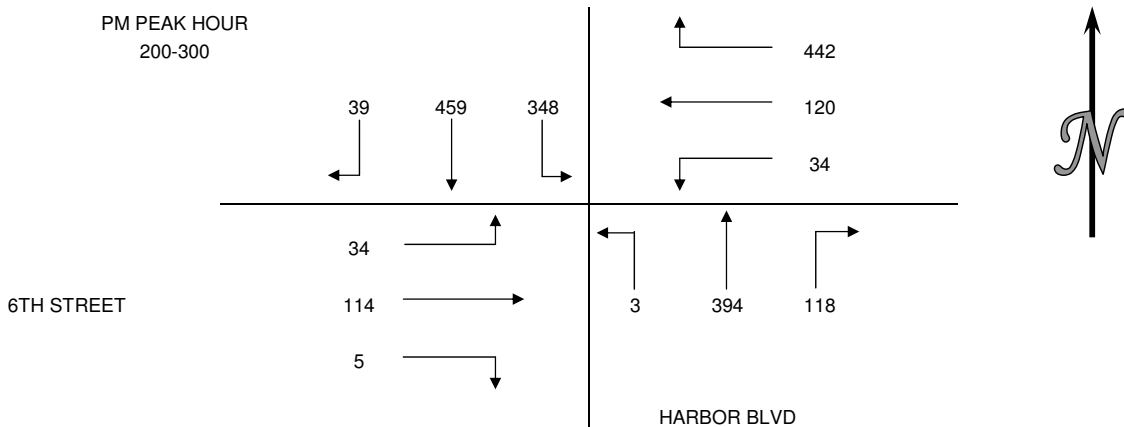


INTERSECTION TURNING MOVEMENT COUNT SUMMARY

Int 23

CLIENT: KAKU ASSOCIATES
 PROJECT: SAN PEDRO TRAFFIC COUNTS
 DATE: SUNDAY SEPTEMBER 23, 2007
 PERIOD: 1:00 PM TO 5:00 PM
 INTERSECTION: N/S HARBOR BLVD
 E/W 6TH STREET

15 MIN COUNTS													
PERIOD	1 SBRT	2 SBTH	3 SBLT	4 WBRT	5 WBTH	6 WBLT	7 NBRT	8 NBTH	9 NBLT	10 EBRT	11 EBTH	12 EBLT	TOTAL
1130-1145	14	105	90	52	15	9	29	73	1	2	27	3	420
1145-1200	8	104	85	51	29	9	35	92	2	1	38	3	457
1200-1215	7	87	101	45	15	3	28	81	0	6	19	4	396
1215-1230	11	109	86	59	16	10	22	82	2	2	28	11	438
1230-1245	9	95	83	63	22	4	37	112	1	4	20	3	453
1245-100	14	100	93	76	33	16	21	99	1	1	37	8	499
100-115	9	111	84	84	30	16	22	80	1	2	26	11	476
115-130	9	137	101	79	22	9	24	73	1	5	32	10	502
130-145	7	114	93	96	29	9	32	97	2	5	34	7	525
145-200	9	95	83	103	43	7	27	82	2	0	27	5	483
200-215	13	121	105	115	27	6	27	95	1	1	30	6	547
215-230	6	112	75	97	23	10	33	84	0	1	23	12	476
230-245	9	109	90	127	34	4	28	104	1	2	27	7	542
245-300	11	117	78	103	36	14	30	111	1	1	34	9	545
300-315	12	101	75	83	30	4	25	81	0	2	20	6	439
315-330	9	132	64	86	30	8	34	92	1	4	22	6	488
HOOR TOTALS													
TIME	1 SBRT	2 SBTH	3 SBLT	4 WBRT	5 WBTH	6 WBLT	7 NBRT	8 NBTH	9 NBLT	10 EBRT	11 EBTH	12 EBLT	TOTAL
1130-1230	40	405	362	207	75	31	114	328	5	11	112	21	1711
1145-1245	35	395	355	218	82	26	122	367	5	13	105	21	1744
1200-100	41	391	363	243	86	33	108	374	4	13	104	26	1786
1215-115	43	415	346	282	101	46	102	373	5	9	111	33	1866
1230-130	41	443	361	302	107	45	104	364	4	12	115	32	1930
1245-145	39	462	371	335	114	50	99	349	5	13	129	36	2002
100-200	34	457	361	362	124	41	105	332	6	12	119	33	1986
115-215	38	467	382	393	121	31	110	347	6	11	123	28	2057
130-230	35	442	356	411	122	32	119	358	5	7	114	30	2031
145-245	37	437	353	442	127	27	115	365	4	4	107	30	2048
200-300	39	459	348	442	120	34	118	394	3	5	114	34	2110
215-315	38	439	318	410	123	32	116	380	2	6	104	34	2002
230-330	41	459	307	399	130	30	117	388	3	9	103	28	2014

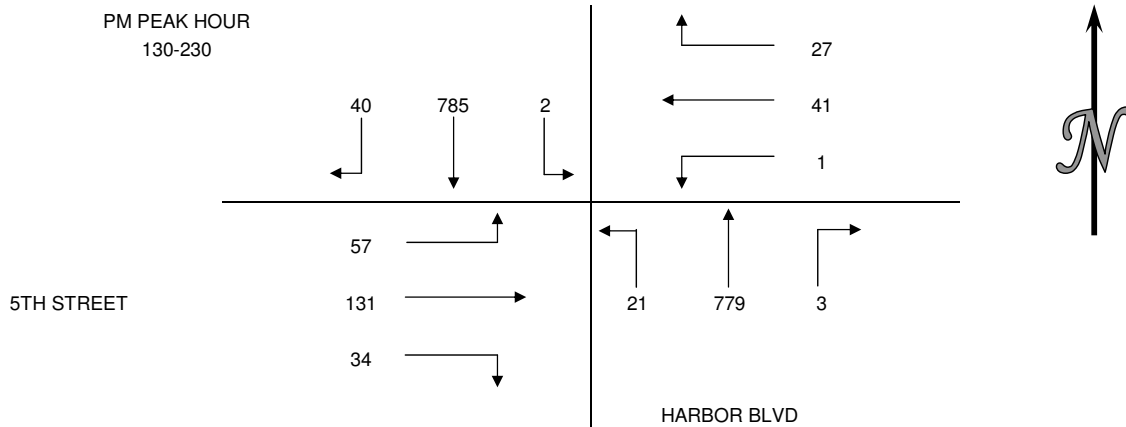


INTERSECTION TURNING MOVEMENT COUNT SUMMARY

Int 24

CLIENT: KAKU ASSOCIATES
 PROJECT: SAN PEDRO TRAFFIC COUNTS
 DATE: SUNDAY SEPTEMBER 23, 2007
 PERIOD: 1:00 PM TO 5:00 PM
 INTERSECTION: N/S HARBOR BLVD
 E/W 5TH STREET

15 MIN COUNTS													
PERIOD	1 SBRT	2 SBTH	3 SBLT	4 WBRT	5 WBTH	6 WBLT	7 NBRT	8 NBTH	9 NBLT	10 EBRT	11 EBTH	12 EBLT	TOTAL
1130-1145	9	148	0	8	2	0	0	138	4	7	62	15	393
1145-1200	11	193	0	11	2	0	0	142	4	10	4	17	394
1200-1215	11	193	0	7	2	0	0	112	4	11	15	8	363
1215-1230	17	212	0	8	2	0	0	147	7	6	3	17	419
1230-1245	7	195	4	8	2	0	0	159	2	13	15	14	419
1245-100	18	177	0	9	31	0	0	176	5	6	10	18	450
100-115	23	246	0	10	-28	2	2	196	1	8	13	23	496
115-130	20	191	0	12	0	1	0	149	6	9	22	19	429
130-145	10	236	0	10	0	0	0	203	4	4	11	18	496
145-200	11	188	0	8	0	1	0	218	6	11	3	24	470
200-215	13	202	0	5	1	0	0	198	9	7	6	9	450
215-230	6	159	2	4	40	0	3	160	2	12	111	6	505
230-245	13	202	0	17	-37	0	1	220	7	8	12	18	461
245-300	10	215	6	8	-19	0	0	187	11	5	34	13	470
300-315	13	155	0	9	53	1	1	225	4	4	7	8	480
315-330	17	203	3	6	-29	0	0	158	2	8	53	6	427
HOOR TOTALS													
TIME	1 SBRT	2 SBTH	3 SBLT	4 WBRT	5 WBTH	6 WBLT	7 NBRT	8 NBTH	9 NBLT	10 EBRT	11 EBTH	12 EBLT	TOTAL
1130-1230	48	746	0	34	8	0	0	539	19	34	84	57	1569
1145-1245	46	793	4	34	8	0	0	560	17	40	37	56	1595
1200-100	53	777	4	32	37	0	0	594	18	36	43	57	1651
1215-115	65	830	4	35	7	2	2	678	15	33	41	72	1784
1230-130	68	809	4	39	5	3	2	680	14	36	60	74	1794
1245-145	71	850	0	41	3	3	2	724	16	27	56	78	1871
100-200	64	861	0	40	-28	4	2	766	17	32	49	84	1891
115-215	54	817	0	35	1	2	0	768	25	31	42	70	1845
130-230	40	785	2	27	41	1	3	779	21	34	131	57	1921
145-245	43	751	2	34	4	1	4	796	24	38	132	57	1886
200-300	42	778	8	34	-15	0	4	765	29	32	163	46	1886
215-315	42	731	8	38	37	1	5	792	24	29	164	45	1916
230-330	53	775	9	40	-32	1	2	790	24	25	106	45	1838

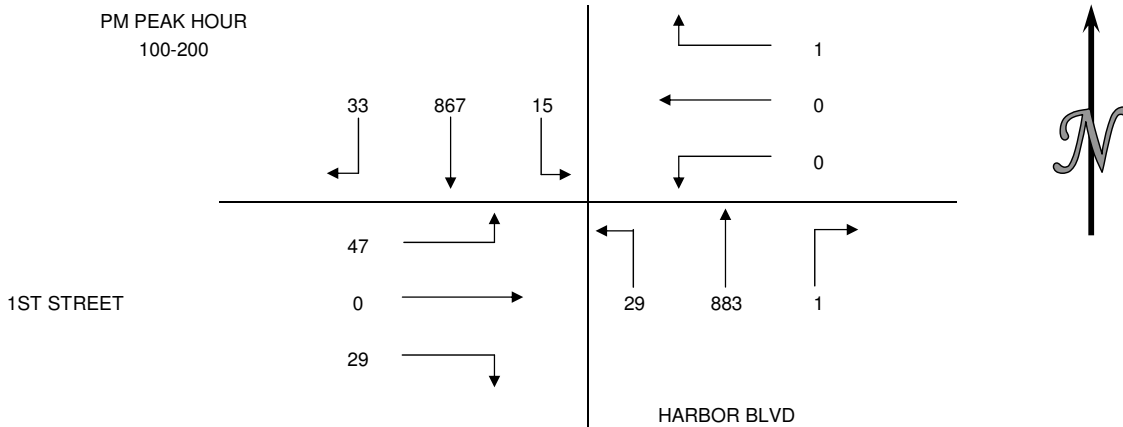


INTERSECTION TURNING MOVEMENT COUNT SUMMARY

Int 25

CLIENT: KAKU ASSOCIATES
 PROJECT: SAN PEDRO TRAFFIC COUNTS
 DATE: SUNDAY SEPTEMBER 23, 2007
 PERIOD: 1:00 PM TO 5:00 PM
 INTERSECTION: N/S HARBOR BLVD
 E/W 1ST STREET

15 MIN COUNTS													
PERIOD	1 SBRT	2 SBTH	3 SBLT	4 WBRT	5 WBTH	6 WBLT	7 NBRT	8 NBTH	9 NBLT	10 EBRT	11 EBTH	12 EBLT	TOTAL
1130-1145	6	194	1	0	0	0	0	152	4	5	0	16	378
1145-1200	6	187	1	0	0	0	0	170	7	10	0	16	397
1200-1215	6	174	2	0	0	0	0	141	2	8	0	9	342
1215-1230	7	212	3	0	0	0	0	176	4	11	0	10	423
1230-1245	11	183	1	1	0	0	0	197	2	13	0	14	422
1245-100	10	180	5	0	0	0	0	163	1	9	0	24	392
100-115	12	268	1	0	0	0	0	198	8	7	0	11	505
115-130	7	200	2	0	0	0	1	249	11	8	0	21	499
130-145	4	212	6	0	0	0	0	224	5	11	0	11	473
145-200	10	187	6	1	0	0	0	212	5	3	0	4	428
200-215	7	200	2	0	0	0	0	199	3	3	0	4	418
215-230	6	193	0	0	0	0	0	209	6	9	0	4	427
230-245	40	197	1	0	0	0	0	236	7	6	0	12	499
245-300	8	222	0	0	0	0	0	209	3	3	0	10	455
300-315	2	180	2	0	0	0	0	201	7	7	0	12	411
315-330	4	204	2	0	0	0	0	202	4	8	0	5	429
HOOR TOTALS													
TIME	1 SBRT	2 SBTH	3 SBLT	4 WBRT	5 WBTH	6 WBLT	7 NBRT	8 NBTH	9 NBLT	10 EBRT	11 EBTH	12 EBLT	TOTAL
1130-1230	25	767	7	0	0	0	0	639	17	34	0	51	1540
1145-1245	30	756	7	1	0	0	0	684	15	42	0	49	1584
1200-100	34	749	11	1	0	0	0	677	9	41	0	57	1579
1215-115	40	843	10	1	0	0	0	734	15	40	0	59	1742
1230-130	40	831	9	1	0	0	1	807	22	37	0	70	1818
1245-145	33	860	14	0	0	0	1	834	25	35	0	67	1869
100-200	33	867	15	1	0	0	1	883	29	29	0	47	1905
115-215	28	799	16	1	0	0	1	884	24	25	0	40	1818
130-230	27	792	14	1	0	0	0	844	19	26	0	23	1746
145-245	63	777	9	1	0	0	0	856	21	21	0	24	1772
200-300	61	812	3	0	0	0	0	853	19	21	0	30	1799
215-315	56	792	3	0	0	0	0	855	23	25	0	38	1792
230-330	54	803	5	0	0	0	0	848	21	24	0	39	1794

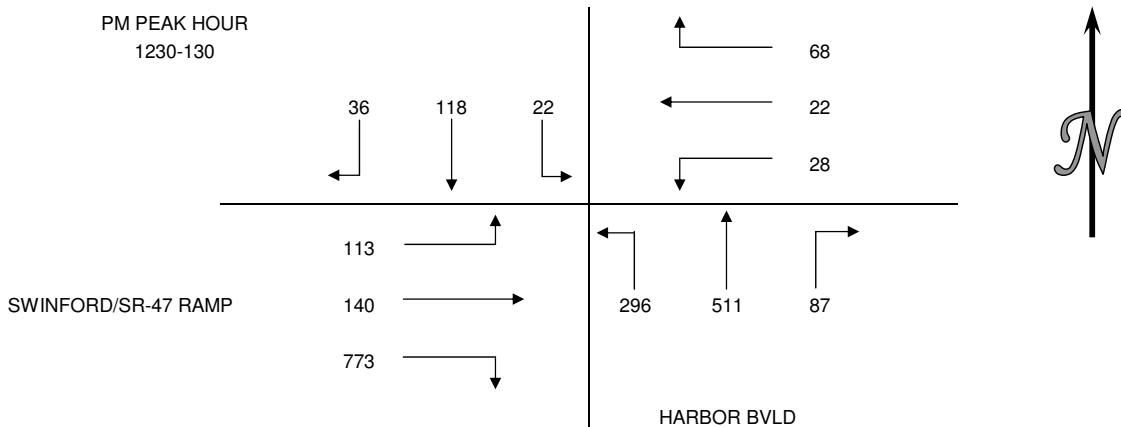


INTERSECTION TURNING MOVEMENT COUNT SUMMARY

Int 26

CLIENT: KAKU ASSOCIATES
 PROJECT: SAN PEDRO TRAFFIC COUNTS
 DATE: SUNDAY SEPTEMBER 23, 2007
 PERIOD: 1:00 PM TO 5:00 PM
 INTERSECTION: N/S HARBOR BLVD
 E/W SWINFORD/SR-47 RAMP

15 MIN COUNTS													
PERIOD	1 SBRT	2 SBTH	3 SBLT	4 WBRT	5 WBTH	6 WBLT	7 NBRT	8 NBTH	9 NBLT	10 EBRT	11 EBTH	12 EBLT	TOTAL
1130-1145	18	28	5	11	0	2	2	111	66	175	8	23	449
1145-1200	14	33	4	6	6	4	5	109	69	155	6	28	439
1200-1215	6	35	3	7	4	4	6	118	55	174	10	34	456
1215-1230	8	35	3	12	8	2	6	124	52	160	11	26	447
1230-1245	9	24	3	17	1	5	11	132	88	192	31	34	547
1245-100	11	27	7	6	2	5	23	118	66	177	41	27	510
100-115	6	31	9	23	6	9	31	140	88	212	36	31	622
115-130	10	36	3	22	13	9	22	121	54	192	32	21	535
130-145	4	35	4	18	4	5	16	134	65	182	20	21	508
145-200	7	23	4	6	3	12	26	164	87	156	12	13	513
200-215	19	28	4	13	10	4	19	146	71	170	12	12	508
215-230	9	20	4	17	14	7	10	131	69	159	5	11	456
230-245	13	30	3	16	12	12	7	161	83	180	11	14	542
245-300	9	29	2	15	6	7	5	170	62	188	13	9	515
300-315	11	18	5	17	3	3	3	138	72	165	4	13	452
315-330	19	35	2	38	7	9	5	142	67	186	5	17	532
HOURLY TOTALS													
TIME	1 SBRT	2 SBTH	3 SBLT	4 WBRT	5 WBTH	6 WBLT	7 NBRT	8 NBTH	9 NBLT	10 EBRT	11 EBTH	12 EBLT	TOTAL
1130-1230	46	131	15	36	18	12	19	462	242	664	35	111	1791
1145-1245	37	127	13	42	19	15	28	483	264	681	58	122	1889
1200-100	34	121	16	42	15	16	46	492	261	703	93	121	1960
1215-115	34	117	22	58	17	21	71	514	294	741	119	118	2126
1230-130	36	118	22	68	22	28	87	511	296	773	140	113	2214
1245-145	31	129	23	69	25	28	92	513	273	763	129	100	2175
100-200	27	125	20	69	26	35	95	559	294	742	100	86	2178
115-215	40	122	15	59	30	30	83	565	277	700	76	67	2064
130-230	39	106	16	54	31	28	71	575	292	667	49	57	1985
145-245	48	101	15	52	39	35	62	602	310	665	40	50	2019
200-300	50	107	13	61	42	30	41	608	285	697	41	46	2021
215-315	42	97	14	65	35	29	25	600	286	692	33	47	1965
230-330	52	112	12	86	28	31	20	611	284	719	33	53	2041



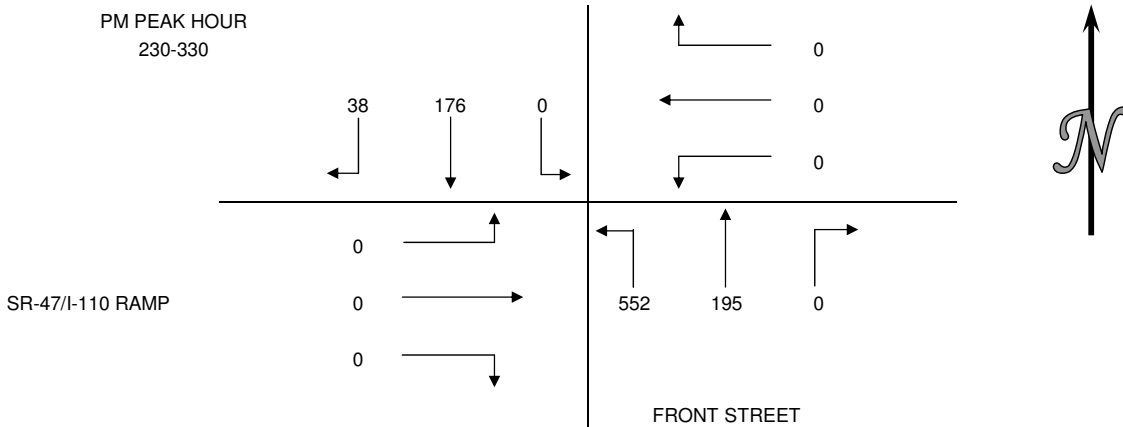
INTERSECTION TURNING MOVEMENT COUNT SUMMARY

Int 27

CLIENT: KAKU ASSOCIATES
 PROJECT: SAN PEDRO TRAFFIC COUNTS
 DATE: SUNDAY SEPTEMBER 23, 2007
 PERIOD: 1:00 PM TO 5:00 PM
 INTERSECTION: N/S FRONT STREET
 E/W SR-47/I-110 RAMP

15 MIN COUNTS													
PERIOD	1 SBRT	2 SBTH	3 SBLT	4 WBRT	5 WBTH	6 WBLT	7 NBRT	8 NBTH	9 NBLT	10 EBRT	11 EBTH	12 EBLT	TOTAL
1130-1145	5	54	0	0	0	0	0	43	94	0	0	0	196
1145-1200	4	43	0	0	0	0	0	51	117	0	0	0	215
1200-1215	0	46	0	0	0	0	0	52	89	0	0	0	187
1215-1230	1	35	0	0	0	0	0	57	114	0	0	0	207
1230-1245	1	40	0	0	0	0	0	52	119	0	0	0	212
1245-100	1	58	0	0	0	0	0	57	137	0	0	0	253
100-115	1	36	0	0	0	0	0	56	110	0	0	0	203
115-130	3	36	0	0	0	0	0	49	117	0	0	0	205
130-145	3	45	0	0	0	0	0	50	96	0	0	0	194
145-200	3	34	0	0	0	0	0	51	110	0	0	0	198
200-215	2	36	0	0	0	0	0	62	139	0	0	0	239
215-230	3	38	0	0	0	0	0	60	127	0	0	0	228
230-245	5	33	0	0	0	0	0	55	139	0	0	0	232
245-300	11	45	0	0	0	0	0	49	145	0	0	0	250
300-315	9	45	0	0	0	0	0	45	139	0	0	0	238
315-330	13	53	0	0	0	0	0	46	129	0	0	0	241

HOOR TOTALS													
TIME	1 SBRT	2 SBTH	3 SBLT	4 WBRT	5 WBTH	6 WBLT	7 NBRT	8 NBTH	9 NBLT	10 EBRT	11 EBTH	12 EBLT	TOTAL
1130-1230	10	178	0	0	0	0	0	203	414	0	0	0	805
1145-1245	6	164	0	0	0	0	0	212	439	0	0	0	821
1200-100	3	179	0	0	0	0	0	218	459	0	0	0	859
1215-115	4	169	0	0	0	0	0	222	480	0	0	0	875
1230-130	6	170	0	0	0	0	0	214	483	0	0	0	873
1245-145	8	175	0	0	0	0	0	212	460	0	0	0	855
100-200	10	151	0	0	0	0	0	206	433	0	0	0	800
115-215	11	151	0	0	0	0	0	212	462	0	0	0	836
130-230	11	153	0	0	0	0	0	223	472	0	0	0	859
145-245	13	141	0	0	0	0	0	228	515	0	0	0	897
200-300	21	152	0	0	0	0	0	226	550	0	0	0	949
215-315	28	161	0	0	0	0	0	209	550	0	0	0	948
230-330	38	176	0	0	0	0	0	195	552	0	0	0	961

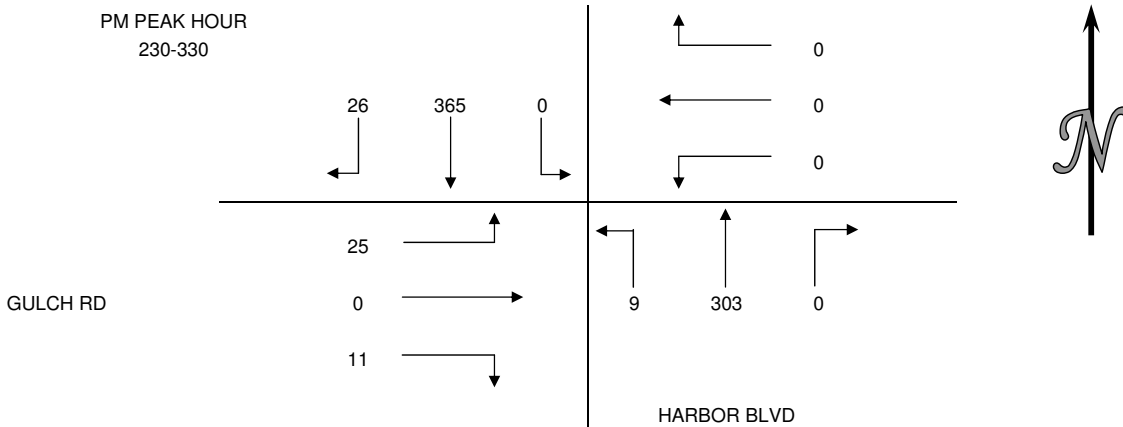


INTERSECTION TURNING MOVEMENT COUNT SUMMARY

Int 28

CLIENT: KAKU ASSOCIATES
 PROJECT: SAN PEDRO TRAFFIC COUNTS
 DATE: SUNDAY SEPTEMBER 30, 2007
 PERIOD: 1:00 PM TO 5:00 PM
 INTERSECTION: N/S HARBOR BLVD
 E/W GULCH RD

15 MIN COUNTS													
PERIOD	1 SBRT	2 SBTH	3 SBLT	4 WBRT	5 WBTH	6 WBLT	7 NBRT	8 NBTH	9 NBLT	10 EBRT	11 EBTH	12 EBLT	TOTAL
1130-1145	5	80	0	0	0	0	0	64	0	1	0	10	160
1145-1200	7	93	0	0	0	0	0	68	1	0	0	5	174
1200-1215	6	82	0	0	0	0	0	83	0	4	0	2	177
1215-1230	2	94	0	0	0	0	0	70	2	4	0	9	181
1230-1245	7	111	0	0	0	0	0	76	2	2	0	6	204
1245-100	8	84	0	0	0	0	0	60	1	5	0	5	163
100-115	4	98	0	0	0	0	0	54	1	2	0	7	166
115-130	6	85	0	0	0	0	0	45	1	0	0	2	139
130-145	4	93	0	0	0	0	0	72	5	0	0	6	180
145-200	2	86	0	0	0	0	0	77	1	6	0	5	177
200-215	6	91	0	0	0	0	0	79	3	2	0	3	184
215-230	7	85	0	0	0	0	0	76	4	7	0	8	187
230-245	4	80	0	0	0	0	0	69	0	1	0	8	162
245-300	10	101	0	0	0	0	0	72	3	6	0	5	197
300-315	3	87	0	0	0	0	0	78	2	3	0	6	179
315-330	9	97	0	0	0	0	0	84	4	1	0	6	201
HOOR TOTALS													
TIME	1 SBRT	2 SBTH	3 SBLT	4 WBRT	5 WBTH	6 WBLT	7 NBRT	8 NBTH	9 NBLT	10 EBRT	11 EBTH	12 EBLT	TOTAL
1130-1230	20	349	0	0	0	0	0	285	3	9	0	26	692
1145-1245	22	380	0	0	0	0	0	297	5	10	0	22	736
1200-100	23	371	0	0	0	0	0	289	5	15	0	22	725
1215-115	21	387	0	0	0	0	0	260	6	13	0	27	714
1230-130	25	378	0	0	0	0	0	235	5	9	0	20	672
1245-145	22	360	0	0	0	0	0	231	8	7	0	20	648
100-200	16	362	0	0	0	0	0	248	8	8	0	20	662
115-215	18	355	0	0	0	0	0	273	10	8	0	16	680
130-230	19	355	0	0	0	0	0	304	13	15	0	22	728
145-245	19	342	0	0	0	0	0	301	8	16	0	24	710
200-300	27	357	0	0	0	0	0	296	10	16	0	24	730
215-315	24	353	0	0	0	0	0	295	9	17	0	27	725
230-330	26	365	0	0	0	0	0	303	9	11	0	25	739



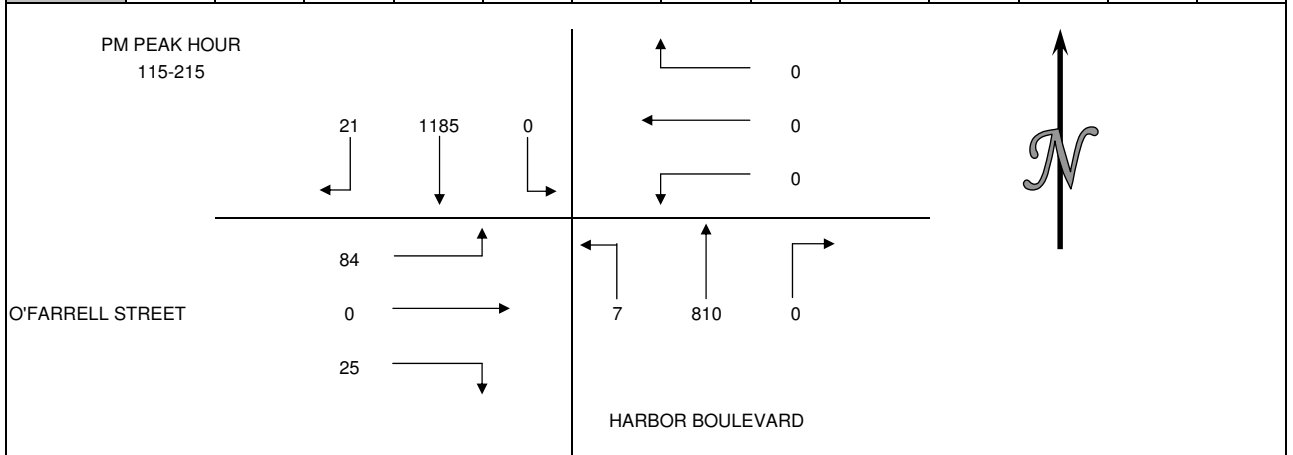
INTERSECTION TURNING MOVEMENT COUNT SUMMARY

Int 29

CLIENT: FEHR AND PEERS
 PROJECT: SAN PEDRO TRAFFIC COUNTS
 DATE: SATURDAY FEBRUARY 2, 2008
 PERIOD: 1:00 PM TO 5:00 PM
 INTERSECTION: N/S HARBOR BOULEVARD
 E/W O'FARRELL STREET

15 MIN COUNTS													
PERIOD	1 SBRT	2 SBTH	3 SBLT	4 WBRT	5 WBTH	6 WBLT	7 NBRT	8 NBTH	9 NBLT	10 EBRT	11 EBTH	12 EBLT	TOTAL
100-115	5	272	0	0	0	0	0	202	2	3	0	25	509
115-130	5	315	0	0	0	0	0	198	1	4	0	13	536
130-145	2	293	0	0	0	0	0	201	1	5	0	21	523
145-200	7	288	0	0	0	0	0	193	1	6	0	25	520
200-215	7	289	0	0	0	0	0	218	4	10	0	25	553
215-230	4	262	0	0	0	0	0	201	3	4	0	36	510
230-245	0	257	1	0	0	0	0	218	2	3	0	22	503
245-300	4	248	3	0	0	0	0	230	1	3	0	11	500
300-315	2	207	0	0	0	0	0	210	1	4	0	22	446
315-330	3	206	0	0	0	0	0	222	4	5	0	19	459
330-345	3	202	0	0	0	0	0	218	1	5	0	13	442
345-400	2	211	0	0	0	0	0	237	3	6	0	14	473
400-415	3	241	0	0	0	0	0	233	7	4	0	26	514
415-430	3	220	0	0	0	0	0	207	4	4	0	24	462
430-445	1	218	0	0	0	0	0	236	3	3	0	22	483
445-500	3	245	0	0	0	0	0	213	3	2	0	11	477

HOUR TOTALS													
TIME	1 SBRT	2 SBTH	3 SBLT	4 WBRT	5 WBTH	6 WBLT	7 NBRT	8 NBTH	9 NBLT	10 EBRT	11 EBTH	12 EBLT	TOTAL
100-200	19	1168	0	0	0	0	0	794	5	18	0	84	2088
115-215	21	1185	0	0	0	0	0	810	7	25	0	84	2132
130-230	20	1132	0	0	0	0	0	813	9	25	0	107	2106
145-245	18	1096	1	0	0	0	0	830	10	23	0	108	2086
200-300	15	1056	4	0	0	0	0	867	10	20	0	94	2066
215-315	10	974	4	0	0	0	0	859	7	14	0	91	1959
230-330	9	918	4	0	0	0	0	880	8	15	0	74	1908
245-345	12	863	3	0	0	0	0	880	7	17	0	65	1847
300-400	10	826	0	0	0	0	0	887	9	20	0	68	1820
315-415	11	860	0	0	0	0	0	910	15	20	0	72	1888
330-430	11	874	0	0	0	0	0	895	15	19	0	77	1891
345-445	9	890	0	0	0	0	0	913	17	17	0	86	1932
400-500	10	924	0	0	0	0	0	889	17	13	0	83	1936



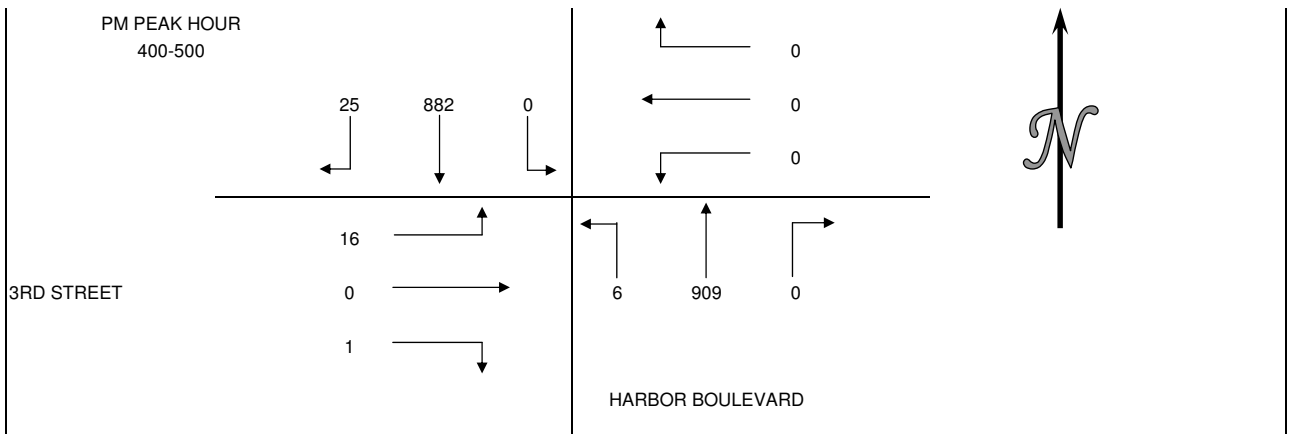
INTERSECTION TURNING MOVEMENT COUNT SUMMARY

Int 30

CLIENT: FEHR AND PEERS
 PROJECT: SAN PEDRO TRAFFIC COUNTS
 DATE: SATURDAY, JANUARY 19, 2008
 PERIOD: 1:00 PM TO 5:00 PM
 INTERSECTION: N/S HARBOR BOULEVARD
 E/W 3RD STREET
 INTERSECTION: SAN PEDRO (LOS ANGELES)

15 MIN COUNTS													
PERIOD	1 SBRT	2 SBTH	3 SBLT	4 WBRT	5 WBTH	6 WBLT	7 NBRT	8 NBTH	9 NBLT	10 EBRT	11 EBTH	12 EBLT	TOTAL
100-115	2	191	0	0	0	0	0	161	0	5	0	8	367
115-130	9	164	0	0	0	0	0	164	2	3	0	3	345
130-145	3	187	0	0	0	0	0	194	2	4	0	4	394
145-200	9	240	0	0	0	0	0	161	1	3	0	4	418
200-215	8	247	0	0	0	0	0	185	1	5	0	4	450
215-230	7	190	0	0	0	0	0	202	2	1	0	3	405
230-245	7	198	0	0	0	0	0	182	0	1	0	5	393
245-300	8	248	0	0	0	0	0	206	3	5	0	7	477
300-315	10	211	0	0	0	0	0	212	4	2	0	3	442
315-330	7	193	0	0	0	0	0	205	0	4	0	3	412
330-345	9	226	0	0	0	0	0	221	4	0	0	7	467
345-400	3	200	0	0	0	0	0	204	3	1	0	2	413
400-415	6	172	0	0	0	0	0	245	2	0	0	3	428
415-430	6	229	0	0	0	0	0	226	0	1	0	2	464
430-445	6	205	0	0	0	0	0	212	2	0	0	2	427
445-500	7	276	0	0	0	0	0	226	2	0	0	9	520

HOUR TOTALS													
TIME	1 SBRT	2 SBTH	3 SBLT	4 WBRT	5 WBTH	6 WBLT	7 NBRT	8 NBTH	9 NBLT	10 EBRT	11 EBTH	12 EBLT	TOTAL
100-200	23	782	0	0	0	0	0	680	5	15	0	19	1524
115-215	29	838	0	0	0	0	0	704	6	15	0	15	1607
130-230	27	864	0	0	0	0	0	742	6	13	0	15	1667
145-245	31	875	0	0	0	0	0	730	4	10	0	16	1666
200-300	30	883	0	0	0	0	0	775	6	12	0	19	1725
215-315	32	847	0	0	0	0	0	802	9	9	0	18	1717
230-330	32	850	0	0	0	0	0	805	7	12	0	18	1724
245-345	34	878	0	0	0	0	0	844	11	11	0	20	1798
300-400	29	830	0	0	0	0	0	842	11	7	0	15	1734
315-415	25	791	0	0	0	0	0	875	9	5	0	15	1720
330-430	24	827	0	0	0	0	0	896	9	2	0	14	1772
345-445	21	806	0	0	0	0	0	887	7	2	0	9	1732
400-500	25	882	0	0	0	0	0	909	6	1	0	16	1839



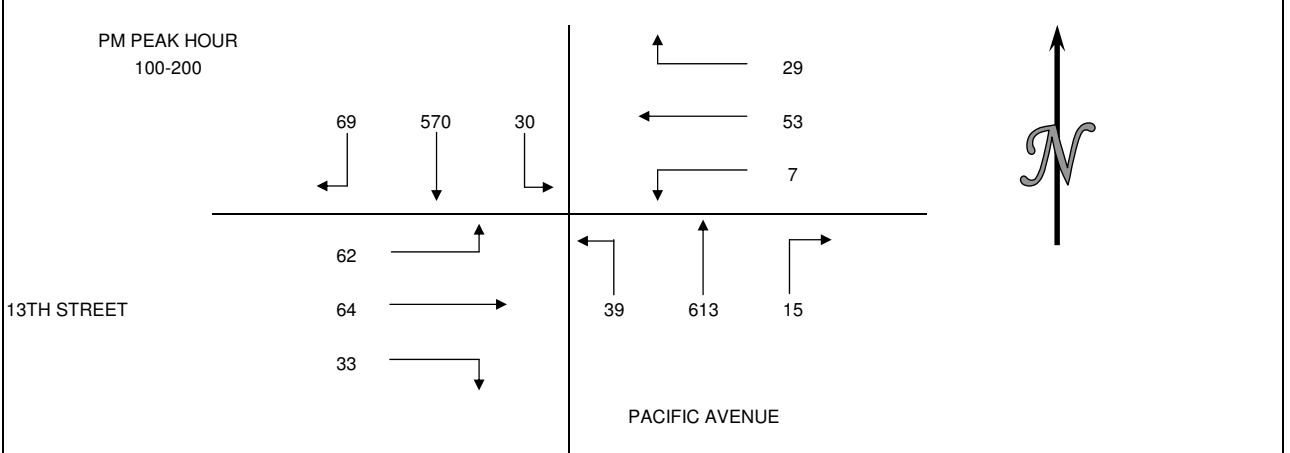
INTERSECTION TURNING MOVEMENT COUNT SUMMARY

Int 31

CLIENT: FEHR AND PEERS
 PROJECT: SAN PEDRO TRAFFIC COUNTS
 DATE: SATURDAY FEBRUARY 2, 2008
 PERIOD: 1:00 PM TO 5:00 PM
 INTERSECTION: N/S PACIFIC AVENUE
 E/W 13TH STREET

15 MIN COUNTS													
PERIOD	1 SBRT	2 SBTH	3 SBLT	4 WBRT	5 WBTH	6 WBLT	7 NBRT	8 NBTH	9 NBLT	10 EBRT	11 EBTH	12 EBLT	TOTAL
100-115	19	134	3	6	14	1	7	159	11	10	23	13	400
115-130	9	132	15	8	14	3	2	143	6	5	12	12	361
130-145	22	171	8	9	9	1	4	164	9	9	13	23	442
145-200	19	133	4	6	16	2	2	147	13	9	16	14	381
200-215	19	139	3	4	7	4	3	154	12	11	12	19	387
215-230	14	126	4	3	10	2	6	146	7	9	11	15	353
230-245	18	156	1	5	21	4	2	145	14	24	19	12	421
245-300	13	162	13	9	11	4	9	145	9	9	18	13	415
300-315	16	138	9	7	15	3	3	139	10	7	15	9	371
315-330	9	146	4	5	9	1	2	144	8	14	13	10	365
330-345	14	120	5	6	11	3	7	154	8	9	11	13	361
345-400	12	121	4	7	9	3	4	134	12	12	8	12	338
400-415	16	142	12	9	21	5	3	151	8	13	13	17	410
415-430	17	146	7	7	14	6	2	165	14	12	14	18	422
430-445	12	104	3	5	17	5	5	139	16	33	4	10	353
445-500	25	121	9	5	11	4	3	164	6	5	21	15	389

HOUR TOTALS													
TIME	1 SBRT	2 SBTH	3 SBLT	4 WBRT	5 WBTH	6 WBLT	7 NBRT	8 NBTH	9 NBLT	10 EBRT	11 EBTH	12 EBLT	TOTAL
100-200	69	570	30	29	53	7	15	613	39	33	64	62	1584
115-215	69	575	30	27	46	10	11	608	40	34	53	68	1571
130-230	74	569	19	22	42	9	15	611	41	38	52	71	1563
145-245	70	554	12	18	54	12	13	592	46	53	58	60	1542
200-300	64	583	21	21	49	14	20	590	42	53	60	59	1576
215-315	61	582	27	24	57	13	20	575	40	49	63	49	1560
230-330	56	602	27	26	56	12	16	573	41	54	65	44	1572
245-345	52	566	31	27	46	11	21	582	35	39	57	45	1512
300-400	51	525	22	25	44	10	16	571	38	42	47	44	1435
315-415	51	529	25	27	50	12	16	583	36	48	45	52	1474
330-430	59	529	28	29	55	17	16	604	42	46	46	60	1531
345-445	57	513	26	28	61	19	14	589	50	70	39	57	1523
400-500	70	513	31	26	63	20	13	619	44	63	52	60	1574



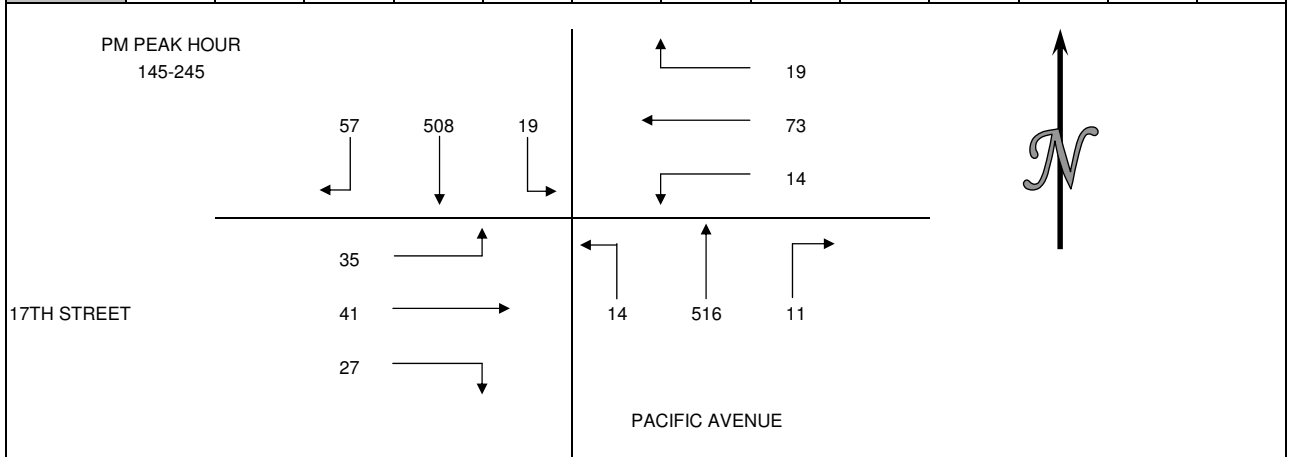
INTERSECTION TURNING MOVEMENT COUNT SUMMARY

Int 32

CLIENT: FEHR AND PEERS
 PROJECT: SAN PEDRO TRAFFIC COUNTS
 DATE: SATURDAY FEBRUARY 2, 2008
 PERIOD: 1:00 PM TO 5:00 PM
 INTERSECTION: N/S PACIFIC AVENUE
 E/W 17TH STREET

15 MIN COUNTS													
PERIOD	1 SBRT	2 SBTH	3 SBLT	4 WBRT	5 WBTH	6 WBLT	7 NBRT	8 NBTH	9 NBLT	10 EBRT	11 EBTH	12 EBLT	TOTAL
100-115	16	118	2	7	7	0	1	106	3	9	5	15	289
115-130	11	121	4	9	4	3	0	135	1	4	15	14	321
130-145	17	108	6	14	20	5	1	111	4	7	10	6	309
145-200	12	146	8	3	27	4	3	148	5	7	12	13	388
200-215	12	115	1	5	16	1	2	113	4	6	9	9	293
215-230	15	112	5	7	13	4	4	131	2	7	8	4	312
230-245	18	135	5	4	17	5	2	124	3	7	12	9	341
245-300	16	140	4	5	6	0	3	128	7	7	9	9	334
300-315	11	107	4	7	14	4	2	102	3	6	7	10	277
315-330	13	132	5	3	6	4	4	131	4	5	9	8	324
330-345	17	100	5	6	13	5	4	126	3	7	12	12	310
345-400	11	120	3	9	13	6	0	127	3	8	11	6	317
400-415	9	123	6	2	14	6	3	108	8	4	12	9	304
415-430	19	128	3	9	16	7	3	145	2	8	9	10	359
430-445	8	95	2	3	11	5	2	112	5	9	4	14	270
445-500	12	96	4	4	19	5	0	114	1	4	9	12	280

HOUR TOTALS													
TIME	1 SBRT	2 SBTH	3 SBLT	4 WBRT	5 WBTH	6 WBLT	7 NBRT	8 NBTH	9 NBLT	10 EBRT	11 EBTH	12 EBLT	TOTAL
100-200	56	493	20	33	58	12	5	500	13	27	42	48	1307
115-215	52	490	19	31	67	13	6	507	14	24	46	42	1311
130-230	56	481	20	29	76	14	10	503	15	27	39	32	1302
145-245	57	508	19	19	73	14	11	516	14	27	41	35	1334
200-300	61	502	15	21	52	10	11	496	16	27	38	31	1280
215-315	60	494	18	23	50	13	11	485	15	27	36	32	1264
230-330	58	514	18	19	43	13	11	485	17	25	37	36	1276
245-345	57	479	18	21	39	13	13	487	17	25	37	39	1245
300-400	52	459	17	25	46	19	10	486	13	26	39	36	1228
315-415	50	475	19	20	46	21	11	492	18	24	44	35	1255
330-430	56	471	17	26	56	24	10	506	16	27	44	37	1290
345-445	47	466	14	23	54	24	8	492	18	29	36	39	1250
400-500	48	442	15	18	60	23	8	479	16	25	34	45	1213



WILTEC

Phone: (626) 564-1944 Fax: (626) 564-0969

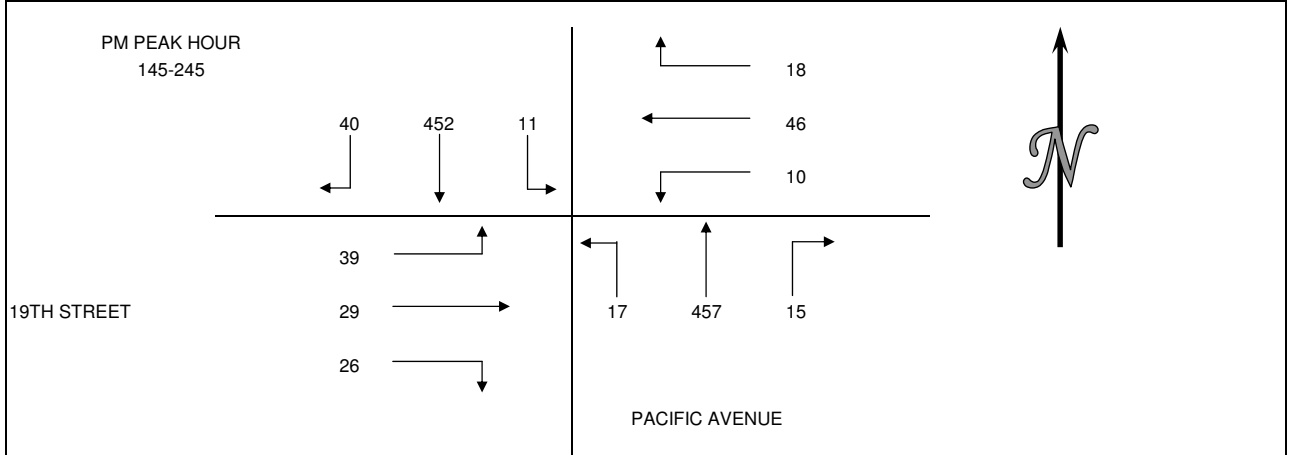
INTERSECTION TURNING MOVEMENT COUNT SUMMARY

Int 33

CLIENT: FEHR AND PEERS
 PROJECT: SAN PEDRO TRAFFIC COUNTS
 DATE: SATURDAY FEBRUARY 2, 2008
 PERIOD: 1:00 PM TO 5:00 PM
 INTERSECTION: N/S PACIFIC AVENUE
 E/W 19TH STREET

15 MIN COUNTS													
PERIOD	1 SBRT	2 SBTH	3 SBLT	4 WBRT	5 WBTH	6 WBLT	7 NBRT	8 NBTH	9 NBLT	10 EBRT	11 EBTH	12 EBLT	TOTAL
100-115	20	106	2	3	10	1	3	107	4	4	7	8	275
115-130	8	98	3	8	15	1	2	116	5	5	9	7	277
130-145	10	99	5	7	12	2	2	102	5	2	7	5	258
145-200	10	122	3	7	10	3	4	126	3	4	9	12	313
200-215	11	115	2	3	18	1	6	115	6	5	8	7	297
215-230	12	97	2	3	6	5	2	113	4	10	11	9	274
230-245	7	118	4	5	12	1	3	103	4	7	1	11	276
245-300	12	107	1	10	13	3	1	113	3	9	11	9	292
300-315	17	107	1	6	9	5	5	88	3	6	12	5	264
315-330	15	97	6	3	11	1	0	110	5	7	8	14	277
330-345	10	99	4	9	5	2	2	121	5	6	5	6	274
345-400	12	103	3	4	13	1	2	88	2	3	13	15	259
400-415	12	117	4	3	9	4	2	108	4	5	6	11	285
415-430	7	102	1	1	9	4	2	116	9	8	9	11	279
430-445	7	101	5	4	18	2	3	115	2	7	8	5	277
445-500	11	100	6	6	24	5	3	105	3	8	6	8	285

HOUR TOTALS													
TIME	1 SBRT	2 SBTH	3 SBLT	4 WBRT	5 WBTH	6 WBLT	7 NBRT	8 NBTH	9 NBLT	10 EBRT	11 EBTH	12 EBLT	TOTAL
100-200	48	425	13	25	47	7	11	451	17	15	32	32	1123
115-215	39	434	13	25	55	7	14	459	19	16	33	31	1145
130-230	43	433	12	20	46	11	14	456	18	21	35	33	1142
145-245	40	452	11	18	46	10	15	457	17	26	29	39	1160
200-300	42	437	9	21	49	10	12	444	17	31	31	36	1139
215-315	48	429	8	24	40	14	11	417	14	32	35	34	1106
230-330	51	429	12	24	45	10	9	414	15	29	32	39	1109
245-345	54	410	12	28	38	11	8	432	16	28	36	34	1107
300-400	54	406	14	22	38	9	9	407	15	22	38	40	1074
315-415	49	416	17	19	38	8	6	427	16	21	32	46	1095
330-430	41	421	12	17	36	11	8	433	20	22	33	43	1097
345-445	38	423	13	12	49	11	9	427	17	23	36	42	1100
400-500	37	420	16	14	60	15	10	444	18	28	29	35	1126



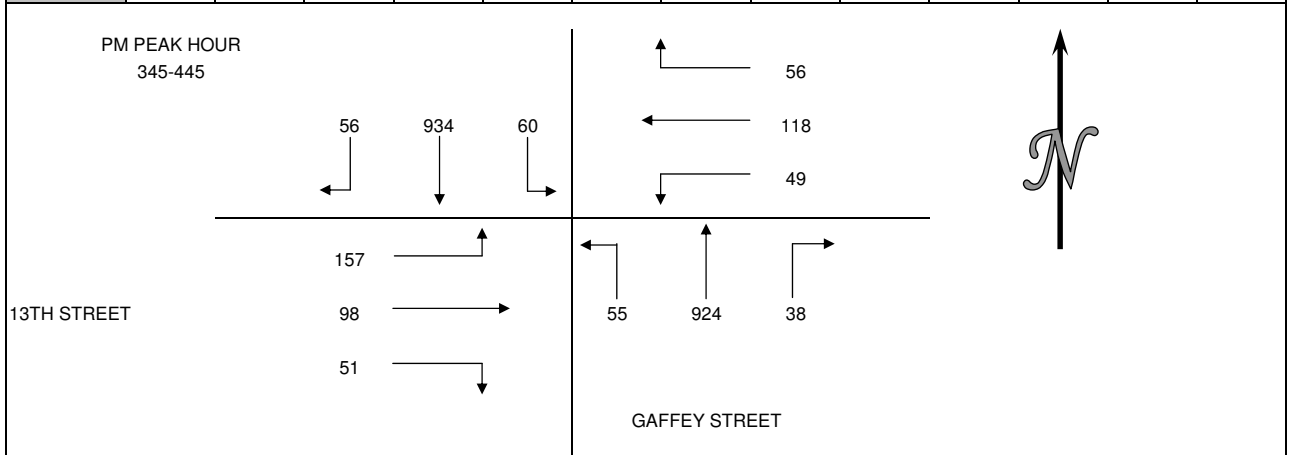
INTERSECTION TURNING MOVEMENT COUNT SUMMARY

Int 34

CLIENT: FEHR AND PEERS
 PROJECT: SAN PEDRO TRAFFIC COUNTS
 DATE: SATURDAY FEBRUARY 2, 2008
 PERIOD: 1:00 PM TO 5:00 PM
 INTERSECTION: N/S GAFFEY STREET
 E/W 13TH STREET

15 MIN COUNTS													
PERIOD	1 SBRT	2 SBTH	3 SBLT	4 WBRT	5 WBTH	6 WBLT	7 NBRT	8 NBTH	9 NBLT	10 EBRT	11 EBTH	12 EBLT	TOTAL
100-115	10	167	10	16	29	9	13	208	15	17	35	45	574
115-130	15	173	15	7	26	5	8	189	14	14	20	24	510
130-145	7	152	20	10	34	8	7	159	17	15	31	30	490
145-200	11	175	12	11	40	8	6	171	28	35	56	43	596
200-215	15	135	17	7	43	11	11	200	6	12	28	40	525
215-230	18	170	15	13	24	10	5	196	23	20	26	31	551
230-245	11	200	20	14	46	12	13	165	13	11	29	42	576
245-300	9	190	21	8	33	6	7	190	9	10	22	31	536
300-315	26	200	21	15	34	15	6	225	12	10	25	54	643
315-330	14	187	13	9	21	9	8	200	14	16	18	16	525
330-345	8	210	15	10	28	7	11	219	13	15	18	12	566
345-400	15	270	14	18	30	15	6	257	9	16	24	25	699
400-415	6	207	15	18	30	8	11	220	17	10	20	55	617
415-430	20	236	14	9	26	13	9	241	14	13	24	33	652
430-445	15	221	17	11	32	13	12	206	15	12	30	44	628
445-500	16	207	18	10	31	10	19	200	17	15	20	27	590

HOUR TOTALS													
TIME	1 SBRT	2 SBTH	3 SBLT	4 WBRT	5 WBTH	6 WBLT	7 NBRT	8 NBTH	9 NBLT	10 EBRT	11 EBTH	12 EBLT	TOTAL
100-200	43	667	57	44	129	30	34	727	74	81	142	142	2170
115-215	48	635	64	35	143	32	32	719	65	76	135	137	2121
130-230	51	632	64	41	141	37	29	726	74	82	141	144	2162
145-245	55	680	64	45	153	41	35	732	70	78	139	156	2248
200-300	53	695	73	42	146	39	36	751	51	53	105	144	2188
215-315	64	760	77	50	137	43	31	776	57	51	102	158	2306
230-330	60	777	75	46	134	42	34	780	48	47	94	143	2280
245-345	57	787	70	42	116	37	32	834	48	51	83	113	2270
300-400	63	867	63	52	113	46	31	901	48	57	85	107	2433
315-415	43	874	57	55	109	39	36	896	53	57	80	108	2407
330-430	49	923	58	55	114	43	37	937	53	54	86	125	2534
345-445	56	934	60	56	118	49	38	924	55	51	98	157	2596
400-500	57	871	64	48	119	44	51	867	63	50	94	159	2487



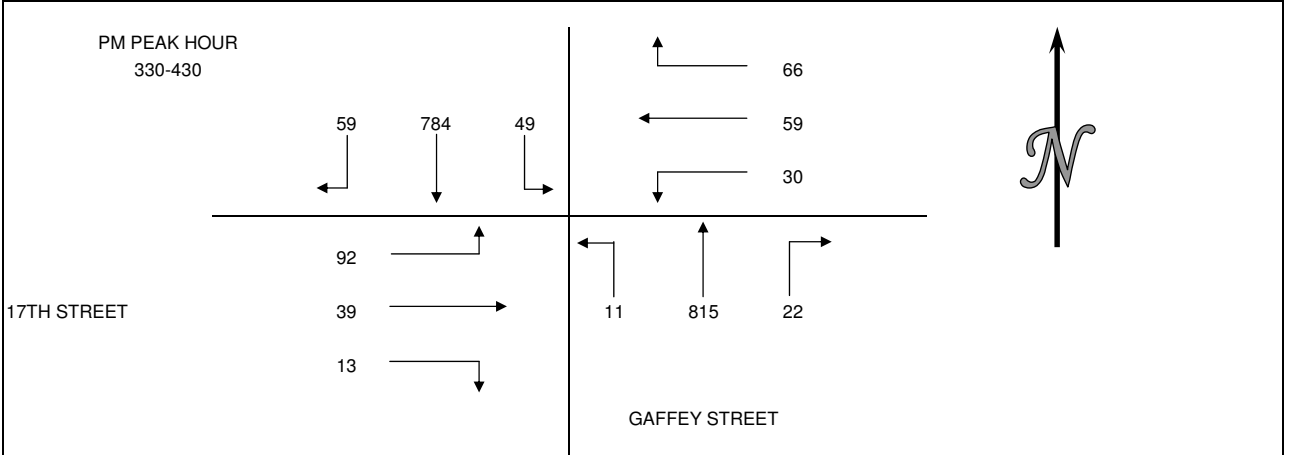
INTERSECTION TURNING MOVEMENT COUNT SUMMARY

Int 35

CLIENT: FEHR AND PEERS
 PROJECT: SAN PEDRO TRAFFIC COUNTS
 DATE: SATURDAY FEBRUARY 2, 2008
 PERIOD: 1:00 PM TO 5:00 PM
 INTERSECTION: N/S GAFFEY STREET
 E/W 17TH STREET

15 MIN COUNTS													
PERIOD	1 SBRT	2 SBTH	3 SBLT	4 WBRT	5 WBTH	6 WBLT	7 NBRT	8 NBTH	9 NBLT	10 EBRT	11 EBTH	12 EBLT	TOTAL
100-115	15	149	14	18	18	8	8	168	3	7	14	16	438
115-130	5	141	10	10	8	4	7	182	2	6	6	14	395
130-145	13	156	5	12	18	9	6	197	5	4	9	22	456
145-200	14	148	8	11	24	7	4	155	3	8	4	9	395
200-215	14	155	16	10	13	11	5	197	6	5	9	25	466
215-230	5	150	10	14	11	9	4	179	4	1	12	11	410
230-245	12	172	7	7	27	5	7	174	3	4	12	16	446
245-300	13	191	11	9	11	7	6	190	3	9	14	14	478
300-315	10	151	10	16	14	3	2	200	2	3	7	17	435
315-330	10	199	9	12	7	6	8	177	4	6	5	24	467
330-345	16	199	14	13	12	5	4	189	5	4	7	23	491
345-400	19	191	10	16	9	11	3	203	3	1	9	22	497
400-415	15	199	14	22	15	4	8	205	2	4	15	28	531
415-430	9	195	11	15	23	10	7	218	1	4	8	19	520
430-445	14	182	11	10	14	5	8	198	3	2	7	12	466
445-500	15	185	6	11	13	12	6	191	5	4	9	15	472

HOUR TOTALS													
TIME	1 SBRT	2 SBTH	3 SBLT	4 WBRT	5 WBTH	6 WBLT	7 NBRT	8 NBTH	9 NBLT	10 EBRT	11 EBTH	12 EBLT	TOTAL
100-200	47	594	37	51	68	28	25	702	13	25	33	61	1684
115-215	46	600	39	43	63	31	22	731	16	23	28	70	1712
130-230	46	609	39	47	66	36	19	728	18	18	34	67	1727
145-245	45	625	41	42	75	32	20	705	16	18	37	61	1717
200-300	44	668	44	40	62	32	22	740	16	19	47	66	1800
215-315	40	664	38	46	63	24	19	743	12	17	45	58	1769
230-330	45	713	37	44	59	21	23	741	12	22	38	71	1826
245-345	49	740	44	50	44	21	20	756	14	22	33	78	1871
300-400	55	740	43	57	42	25	17	769	14	14	28	86	1890
315-415	60	788	47	63	43	26	23	774	14	15	36	97	1986
330-430	59	784	49	66	59	30	22	815	11	13	39	92	2039
345-445	57	767	46	63	61	30	26	824	9	11	39	81	2014
400-500	53	761	42	58	65	31	29	812	11	14	39	74	1989



WILTEC

Phone: (626) 564-1944 Fax: (626) 564-0969

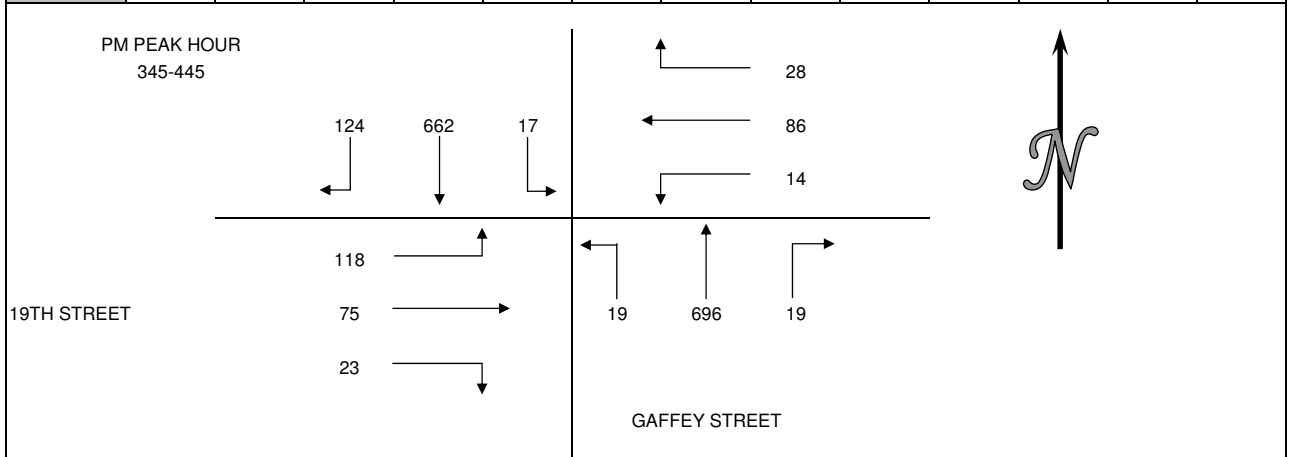
INTERSECTION TURNING MOVEMENT COUNT SUMMARY

Int 36

CLIENT: FEHR AND PEERS
 PROJECT: SAN PEDRO TRAFFIC COUNTS
 DATE: SATURDAY FEBRUARY 2, 2008
 PERIOD: 1:00 PM TO 5:00 PM
 INTERSECTION: N/S GAFFEY STREET
 E/W 19TH STREET

15 MIN COUNTS													
PERIOD	1 SBRT	2 SBTH	3 SBLT	4 WBRT	5 WBTH	6 WBLT	7 NBRT	8 NBTH	9 NBLT	10 EBRT	11 EBTH	12 EBLT	TOTAL
100-115	13	131	4	13	23	12	3	146	5	4	14	23	391
115-130	12	123	11	9	18	1	3	143	4	10	13	32	379
130-145	15	126	5	8	14	5	2	152	1	8	9	31	376
145-200	18	129	11	12	21	4	6	166	5	11	15	23	421
200-215	15	114	8	9	22	4	2	187	3	6	17	29	416
215-230	21	137	6	4	14	5	3	168	2	3	25	27	415
230-245	28	143	7	9	23	2	5	138	2	5	17	29	408
245-300	22	151	6	8	12	4	4	159	2	6	15	25	414
300-315	16	131	18	8	24	7	2	153	4	10	17	38	428
315-330	27	150	5	13	21	10	2	164	5	5	21	21	444
330-345	28	169	5	7	19	4	4	158	4	7	10	20	435
345-400	30	169	0	8	26	5	7	161	3	2	26	29	466
400-415	34	156	9	6	20	2	7	177	4	9	10	31	465
415-430	26	195	5	10	22	3	5	174	5	7	18	32	502
430-445	34	142	3	4	18	4	0	184	7	5	21	26	448
445-500	25	155	8	6	35	5	4	157	3	7	15	30	450

HOUR TOTALS													
TIME	1 SBRT	2 SBTH	3 SBLT	4 WBRT	5 WBTH	6 WBLT	7 NBRT	8 NBTH	9 NBLT	10 EBRT	11 EBTH	12 EBLT	TOTAL
100-200	58	509	31	42	76	22	14	607	15	33	51	109	1567
115-215	60	492	35	38	75	14	13	648	13	35	54	115	1592
130-230	69	506	30	33	71	18	13	673	11	28	66	110	1628
145-245	82	523	32	34	80	15	16	659	12	25	74	108	1660
200-300	86	545	27	30	71	15	14	652	9	20	74	110	1653
215-315	87	562	37	29	73	18	14	618	10	24	74	119	1665
230-330	93	575	36	38	80	23	13	614	13	26	70	113	1694
245-345	93	601	34	36	76	25	12	634	15	28	63	104	1721
300-400	101	619	28	36	90	26	15	636	16	24	74	108	1773
315-415	119	644	19	34	86	21	20	660	16	23	67	101	1810
330-430	118	689	19	31	87	14	23	670	16	25	64	112	1868
345-445	124	662	17	28	86	14	19	696	19	23	75	118	1881
400-500	119	648	25	26	95	14	16	692	19	28	64	119	1865



APPENDIX D
TRIP GENERATION RATES

SAN PEDRO WATERFRONT PROJECT TRIP GENERATION RATES

Proposed Land Use	ITE Land Use Code/Source	Size Variable	WEEKDAY							WEEKEND			
			Weekday Daily	AM Peak Hour			PM Peak Hour			Weekend Daily	Midday Peak Hour		
				Inbound	Outbound	Total	Inbound	Outbound	Total		Inbound	Outbound	Total
General Light Industrial	110 [1]	Employees	3.02	83%	17%	0.44	21%	79%	0.42	3.02	83%	17%	0.44
General Heavy Industrial	120 [2]	Acre	6.75	77%	23%	1.98	36%	64%	2.16	6.75	36%	64%	2.16
Warehouse	150	KSF	4.96	82%	18%	0.45	25%	75%	0.47	1.22	64%	36%	0.12
Marina Boat Slips	420	Slips	2.96	33%	67%	0.08	60%	40%	0.19	3.22	44%	56%	0.27
General Office	710	Employees	3.32	88%	12%	0.48	17%	83%	0.46	0.54	54%	46%	0.01
Research and Development Center	760 [3]	Acres	79.61	84%	16%	16.77	12%	88%	15.44	22.47	54%	46%	3.01
Specialty Retail	814 [4]	KSF	44.32	61%	39%	1.06	44%	56%	2.71	42.04	52%	48%	4.18
Mercado	814 [5]	KSF	22.16	61%	39%	0.53	44%	56%	1.36	21.02	52%	48%	2.09
Quality Restaurant	931	KSF	89.95	50%	50%	0.81	67%	33%	7.49	94.36	59%	41%	10.82
Cruise Ship Terminal (All Modes)													
<i>Passenger Vehicle</i>	[6]	<i>Passenger</i>	<i>0.81</i>	<i>31%</i>	<i>69%</i>	<i>0.085</i>	<i>39%</i>	<i>61%</i>	<i>0.035</i>	<i>0.81</i>	<i>67%</i>	<i>33%</i>	<i>0.114</i>
<i>Shared Ride (Taxi/Limo/Shuttle)</i>	[6]	<i>Passenger</i>	<i>0.50</i>	<i>41%</i>	<i>59%</i>	<i>0.031</i>	<i>43%</i>	<i>57%</i>	<i>0.002</i>	<i>0.50</i>	<i>53%</i>	<i>47%</i>	<i>0.035</i>
<i>Full Size Bus/Coach</i>	[6]	<i>Passenger</i>	<i>0.09</i>	<i>84%</i>	<i>16%</i>	<i>0.008</i>	<i>50%</i>	<i>50%</i>	<i>0.001</i>	<i>0.09</i>	<i>62%</i>	<i>39%</i>	<i>0.006</i>
<i>Delivery/Service (Truck, van)</i>	[6]	<i>Passenger</i>	<i>0.07</i>	<i>57%</i>	<i>43%</i>	<i>0.017</i>	<i>67%</i>	<i>33%</i>	<i>0.003</i>	<i>0.07</i>	<i>51%</i>	<i>49%</i>	<i>0.008</i>
All Modes Subtotal	[6]	<i>Passenger</i>	1.46	36%	64%	0.14	50%	50%	0.04	1.46	63%	38%	0.16
Parking Shuttle to/from Outer Harbor	[15] [16] [17]	<i>Passenger</i>	0.19	50%	50%	0.05	50%	50%	0.01	0.19	50%	50%	0.03
Public Open Space (City Park)	[7] [8]	Acres	20.00	50%	50%	2.60	50%	50%	1.80	20.00	50%	50%	2.60
Museum	[9]	KSF	3.58	-	-	-	34%	66%	0.16	5.40	63%	37%	0.20
Conference Center	[10]	Attendee	2.6	83%	17%	0.45	17%	83%	0.45	1.3	17%	83%	0.45

Source: Institute of Transportation Engineers, *ITE Trip Generation, 7th Edition*, 2003, except as noted.

Notes:

- [1] Weekend daily and peak hour trip rate assumed to be same as Weekday and AM peak hour rates.
- [2] Weekend daily assumed to be same as weekday daily and weekend peak hour rate assumed to be same as weekday PM peak hour.
- [3] Assumed weekend directional distribution was assumed to be the same as General Office (ITE #710).
- [4] Weekday AM and Weekend peak hour rate derived from ITE Land Use 820 - Shopping Center.
- [5] Mercado land use assumed to be 1/2 trip generation of ITE #814 - Specialty Retail.
- [6] Based on turning count movement by vehicle type data collected at POLA on Friday January, 11 2008. Full Size Bus/Coach trip generation increased by a PCE (Passenger Car Equivalent) factor of 2 to account for the operating characteristics of these vehicles.
- [7] Trip generation rate from *Brief Guide of Vehicular Traffic Generation Rates for the San Diego Region, SANDAG, April 2002*.
- [8] Weekend daily and peak hour trip rate assumed to be same as Weekday and AM peak hour rates.
- [9] Trip generation rates from *Autry National Center Traffic Study* (Fehr & Peers, February 2007).
- [10] Conference center trip generation based on an assumed AVR of 2.0, 75% of attendees arrive during the peak hour, staff equivalent of 10% of attendees, two groups on weekdays, and one group on weekends.
- [11] Assumed daily traffic is based on estimated truck trips per day plus an estimated 2.2 trips per employee.
- [12] A 50% internal capture reduction was taken for POC retail uses in the weekday daily, weekend daily, PM and weekend peak hours.
- [13] Existing 150 KSF POC assumes 60% restaurant, 40% retail, and 2/3 occupied at time of study.
- [14] 100 attendees assumed for weekend conference activities.
- [15] Assumes 30% of Outer Harbor cruise ship passengers arrive/leave as occupants of a parked vehicle. Obtained from *2006 Port of Los Angeles Cruise Study* (Bermello, Ajamil & Partners, July 2006).
- [16] Assumes 50 passenger buses running at 85% occupancy making two round trips per hour between parking facility and Outer Harbor Cruise Terminal. Bus trip generation increased by a PCE factor of 2.
- [17] Assumes 50% of passengers disembark and ride shuttle during AM peak hour, 7% of passenger embark and ride shuttle during PM peak hour, and 30% of passengers embark and ride shuttle during weekend peak hour (*Traffic and Parking Study for the Carnival Cruise Passenger Terminal for the Port of Long Beach*).

World Cruise Center Trip Generation Rates per Passenger Capacity

Time of Day From To	Observed Trips [1]			Trip Generation per Passenger Capacity [2]		
	IN	OUT	TOTAL	IN/PASS	OUT/PASS	TOTAL/PASS
7:00 AM - 8:00 AM	199	212	411	0.04	0.05	0.09
8:00 AM - 9:00 AM	251	409	660	0.05	0.09	0.14
9:00 AM - 10:00 AM	366	502	867	0.08	0.11	0.19
1:00 PM - 2:00 PM	459	268	727	0.10	0.06	0.16
2:00 PM - 3:00 PM	308	268	576	0.07	0.06	0.12
3:00 PM - 4:00 PM	146	161	307	0.03	0.03	0.07
4:00 PM - 5:00 PM	76	108	184	0.02	0.02	0.04
5:00 PM - 6:00 PM	32	109	142	0.01	0.02	0.03
6:00 PM - 7:00 PM	24	38	62	0.01	0.01	0.01
Daily [3]				0.73	0.73	1.46

Notes:

[1] Trip Adjustment

8:00 to 10:00 a.m. and 4:00 to 7:00 p.m. trip volumes reduced by 5% to account for Catalina Cruise activity

[2] Passenger Capacity

Norwegian Star	2,240
<u>Monarch of the Seas</u>	<u>2,390</u>
Total Pass Capacity	4,630

[3] Daily rate derived by increasing eight hour count by 72%, which is consistent with a full day of data (13 hours) collected on 12/12/07 at World Cruise Center.

TOTAL INBOUND TRIPS

	Private Veh	Taxi Limo	Van, Super Shuttle	Mini Bus (15-40 Psgr)	Bus/Coach (40+ Psgr)	Delivery / Service Vehicle	Total Trips
7:00 AM - 8:00 AM	135	21	16	0	8	19	199
8:00 AM - 9:00 AM	133	51	14	3	17	46	264
9:00 AM - 10:00 AM	197	92	45	6	8	37	385
1:00 PM - 2:00 PM	346	51	27	7	8	20	459
2:00 PM - 3:00 PM	230	35	10	8	3	22	308
3:00 PM - 4:00 PM	119	7	2	1	1	16	146
4:00 PM - 5:00 PM	66	3	0	0	1	10	80
5:00 PM - 6:00 PM	26	4	0	0	0	4	34
6:00 PM - 7:00 PM	20	1	0	0	0	4	25

TOTAL OUTBOUND TRIPS

	Private Veh	Taxi Limo	Van, Super Shuttle	Mini Bus (15-40 Psgr)	Bus/Coach (40+ Psgr)	Delivery / Service Vehicle	Total Trips
7:00 AM - 8:00 AM	138	25	24	1	2	22	212
8:00 AM - 9:00 AM	293	66	30	4	3	35	431
9:00 AM - 10:00 AM	328	89	64	4	7	36	528
1:00 PM - 2:00 PM	170	48	20	6	5	19	268
2:00 PM - 3:00 PM	174	47	11	1	5	30	268
3:00 PM - 4:00 PM	140	6	4	1	1	9	161
4:00 PM - 5:00 PM	105	4	0	0	0	5	114
5:00 PM - 6:00 PM	107	5	0	0	1	2	115
6:00 PM - 7:00 PM	37	1	0	0	0	2	40

LOCATION 1 - WORLD CRUISE CENTER SWINFORD STREET INBOUND

	Private Veh	Taxi Limo	Van, Super Shuttle	Mini Bus (15-40 Psgr)	Bus/Coach (40+ Psgr)	Delivery / Service Vehicle	Total Trips
7:00 AM - 8:00 AM	123	2	4	0	2	11	142
8:00 AM - 9:00 AM	111	7	6	3	4	31	162
9:00 AM - 10:00 AM	169	20	22	5	0	10	226
1:00 PM - 2:00 PM	310	47	22	5	3	15	402
2:00 PM - 3:00 PM	207	33	9	1	1	12	263
3:00 PM - 4:00 PM	104	7	2	1	1	6	121
4:00 PM - 5:00 PM	54	3	0	0	1	1	59
5:00 PM - 6:00 PM	21	4	0	0	0	4	29
6:00 PM - 7:00 PM	13	0	0	0	0	4	17

LOCATION 2 - WORLD CRUISE CENTER SWINFORD STREET OUTBOUND

	Private Veh	Taxi Limo	Van, Super Shuttle	Mini Bus (15-40 Psgr)	Bus/Coach (40+ Psgr)	Delivery / Service Vehicle	Total Trips
7:00 AM - 8:00 AM	122	8	8	1	2	16	157
8:00 AM - 9:00 AM	257	22	20	4	0	19	322
9:00 AM - 10:00 AM	281	25	31	4	1	16	358
1:00 PM - 2:00 PM	132	21	14	5	3	11	186
2:00 PM - 3:00 PM	126	26	7	1	5	14	179
3:00 PM - 4:00 PM	87	5	4	1	0	7	104
4:00 PM - 5:00 PM	59	1	0	0	0	5	65
5:00 PM - 6:00 PM	53	3	0	0	1	2	59
6:00 PM - 7:00 PM	25	0	0	0	0	2	27

LOCATION 3 - WORLD CRUISE CENTER 1ST STREET INBOUND

	Private Veh	Taxi Limo	Van, Super Shuttle	Mini Bus (15-40 Psgr)	Bus/Coach (40+ Psgr)	Delivery / Service Vehicle	Total Trips
7:00 AM - 8:00 AM	12	19	12	0	6	8	57
8:00 AM - 9:00 AM	22	44	8	0	13	15	102
9:00 AM - 10:00 AM	28	72	23	1	8	27	159
1:00 PM - 2:00 PM	36	4	5	2	5	5	57
2:00 PM - 3:00 PM	23	2	1	7	2	10	45
3:00 PM - 4:00 PM	15	0	0	0	0	10	25
4:00 PM - 5:00 PM	12	0	0	0	0	9	21
5:00 PM - 6:00 PM	5	0	0	0	0	0	5
6:00 PM - 7:00 PM	7	1	0	0	0	0	8

LOCATION 4 - WORLD CRUISE CENTER 1ST STREET OUTBOUND

	Private Veh	Taxi Limo	Van, Super Shuttle	Mini Bus (15-40 Psgr)	Bus/Coach (40+ Psgr)	Delivery / Service Vehicle	Total Trips
7:00 AM - 8:00 AM	0	0	0	0	0	2	2
8:00 AM - 9:00 AM	3	0	0	0	0	8	11
9:00 AM - 10:00 AM	11	0	0	0	0	5	16
1:00 PM - 2:00 PM	10	0	0	0	0	4	14
2:00 PM - 3:00 PM	5	2	0	0	0	4	11
3:00 PM - 4:00 PM	0	0	0	0	0	0	0
4:00 PM - 5:00 PM	0	0	0	0	0	0	0
5:00 PM - 6:00 PM	0	0	0	0	0	0	0
6:00 PM - 7:00 PM	0	0	0	0	0	0	0

LOCATION 5 - REGAN STREET OUTBOUND

	Private Veh	Taxi Limo	Van, Super Shuttle	Mini Bus (15-40 Psgr)	Bus/Coach (40+ Psgr)	Delivery / Service Vehicle	Total Trips
7:00 AM - 8:00 AM	16	17	16	0	0	4	53
8:00 AM - 9:00 AM	33	44	10	0	3	8	98
9:00 AM - 10:00 AM	36	64	33	0	6	15	154
1:00 PM - 2:00 PM	28	27	6	1	2	4	68
2:00 PM - 3:00 PM	43	19	4	0	0	12	78
3:00 PM - 4:00 PM	53	1	0	0	1	2	57
4:00 PM - 5:00 PM	46	3	0	0	0	0	49
5:00 PM - 6:00 PM	54	2	0	0	0	0	56
6:00 PM - 7:00 PM	12	1	0	0	0	0	13

APPENDIX E
SIGNAL WARRANT WORKSHEETS

TRAFFIC SIGNAL WARRANTS
FOUR HOUR VEHICULAR VOLUME (MUTCD Warrant 2, Caltrans Warrant 9)
PEAK HOUR VEHICULAR VOLUME (MUTCD Warrant 3, Caltrans Warrant 11)

Major Street: Harbor
 Minor Street: 3rd
 Scenario: Future with Proposed Project 2015 AM
 Urban/Rural: u (U=urban, R=rural [a])

FOUR HOUR VOLUME (MUTCD Warrant 2, Caltrans Warrant 9)

Number of Lanes on Each Approach

Major Street: 2
 Minor Street: 1

Vehicles Per Hour (4th Highest Hour)

Major Street (Approach 1):	1,176	Major Street Left Turn (see note [b]):	0
Major Street (Approach 2):	<u>1,233</u>	Minor Street (Higher Volume App.):	<u>123</u>
Major Street Total (Both Approaches):	2,409	Minor Street Total:	123

Minimum Volume on Major Street to Satisfy Warrant (see note [c]):	390	Minimum Volume on Minor Street to Satisfy Warrant (see note [c]):	80
---	-----	---	----

FOUR HOUR VOLUME WARRANT SATISFIED? **YES**

PEAK HOUR VOLUME (MUTCD Warrant 3, Caltrans Warrant 11)

Number of Lanes on Each Approach

Major Street: 2
 Minor Street: 1

Vehicles Per Hour (Peak Hour)

Major Street (Approach 1):	1,384	Major Street Left Turn (see note [b]):	0
Major Street (Approach 2):	<u>1,451</u>	Minor Street (Higher Volume App.):	<u>145</u>
Major Street Total (Both Approaches):	2,835	Minor Street Total:	145

Minimum Volume on Major Street to Satisfy Warrant (see note [d]):	510	Minimum Volume on Minor Street to Satisfy Warrant (see note [d]):	100
---	-----	---	-----

PEAK HOUR VOLUME WARRANT SATISFIED? **YES**

Notes:

- May be used when the major-street speed exceeds 40 mph or in an isolated community with a population of less than 10,000.
- Heavier left-turn movement from the major street may be included with minor street volume if a separate signal phase is proposed for left-turn movements.
- From: USDOT, FHWA, "Manual on Uniform Traffic Control Devices," 2001, Figure 4C-1.
- From: USDOT, FHWA, "Manual on Uniform Traffic Control Devices," 2001, Figure 4C-3.

Adopted from: U.S. Department of Transportation, Federal Highway Administration, "Manual on Uniform Traffic Control Devices, Millennium Edition," 2001; and Caltrans, "Traffic Manual," 2002.

**TRAFFIC SIGNAL WARRANTS
 FOUR HOUR VEHICULAR VOLUME (MUTCD Warrant 2, Caltrans Warrant 9)
 PEAK HOUR VEHICULAR VOLUME (MUTCD Warrant 3, Caltrans Warrant 11)**

Major Street:	Gaffey		
Minor Street:	6th		
Scenario:	Future with Proposed Project 2015 WKND		
Urban/Rural:	u	(U=urban, R=rural [a])	
FOUR HOUR VOLUME (MUTCD Warrant 2, Caltrans Warrant 9)			
Number of Lanes on Each Approach			
Major Street:	2		
Minor Street:	1		
Vehicles Per Hour (4th Highest Hour)			
Major Street (Approach 1):	1,355	Major Street Left Turn (see note [b]):	0
Major Street (Approach 2):	<u>1,374</u>	Minor Street (Higher Volume App.):	<u>96</u>
Major Street Total (Both Approaches):	2,729	Minor Street Total:	96
Minimum Volume on Major Street to Satisfy Warrant (see note [c]):	390	Minimum Volume on Minor Street to Satisfy Warrant (see note [c]):	80
FOUR HOUR VOLUME WARRANT SATISFIED?	YES		
PEAK HOUR VOLUME (MUTCD Warrant 3, Caltrans Warrant 11)			
Number of Lanes on Each Approach			
Major Street:	2		
Minor Street:	1		
Vehicles Per Hour (Peak Hour)			
Major Street (Approach 1):	1,594	Major Street Left Turn (see note [b]):	0
Major Street (Approach 2):	<u>1,616</u>	Minor Street (Higher Volume App.):	<u>113</u>
Major Street Total (Both Approaches):	3,210	Minor Street Total:	113
Minimum Volume on Major Street to Satisfy Warrant (see note [d]):	510	Minimum Volume on Minor Street to Satisfy Warrant (see note [d]):	100
PEAK HOUR VOLUME WARRANT SATISFIED?	YES		

Notes:

- a. May be used when the major-street speed exceeds 40 mph or in an isolated community with a population of less than 10,000.
- b. Heavier left-turn movement from the major street may be included with minor street volume if a separate signal phase is proposed for left-turn movements.
- c. From: USDOT, FHWA, "Manual on Uniform Traffic Control Devices," 2001, Figure 4C-1.
- d. From: USDOT, FHWA, "Manual on Uniform Traffic Control Devices," 2001, Figure 4C-3.

Adopted from: U.S. Department of Transportation, Federal Highway Administration, "Manual on Uniform Traffic Control Devices, Millennium Edition," 2001; and Caltrans, "Traffic Manual," 2002.