



AUDIT COMMITTEE

Report to the
Board of Harbor Commissioners

DATE: MAY 15, 2015
TO: AUDIT COMMITTEE OF THE BOARD OF HARBOR COMMISSIONERS
SUBJECT: CAPITAL IMPROVEMENT PROGRAM REPORT

The following items are transmitted to the Audit Committee:

1. Fiscal Year 2014/2015 CIP Budget to Actual Expenditure Report Expenditures– This document compares Fiscal Year 2014/2015 CIP budget to actual expenditures through March 2015.
2. CIP Status Report – This document lists current CIP projects, project status, design and construction finish dates, budget, budget and schedule trends, project budget spent to date, percent of project budget spent to date, and comments.

EUGENE D. SEROKA
Executive Director

Attachments:

Transmittal 1: Fiscal Year 2014/2015 CIP Budget to Actual Expenditure Report

Transmittal 2: CIP Status Report (Actuals thru March 2015)

Author: D. Walsh, Engineering




Fiscal Year 2014/2015 CIP Budget to Actual Expenditure Report

	<u>Budget</u>		<u>Actuals Thru March 2015</u>	<u>Percentage Spent</u>
<u>In-House Labor</u>				
Engineering	\$ 7,886,015	\$	4,616,111	58.5%
Construction	\$ 8,251,780	\$	5,512,939	66.8%
Environmental	\$ 544,708	\$	164,741	30.2%
Const. and Maint.	\$ 2,587,915	\$	890,185	34.4%
<u>Consultants</u>				
Design Services	\$ 15,973,478	\$	6,679,848	41.8%
Env. Services	\$ 13,546,969	\$	1,769,589	13.1%
Construction Mgmt.	\$ 14,084,825	\$	6,359,483	45.2%
Misc. Prof Services	\$ 1,224,211	\$	213,712	17.5%
<u>Construction</u>	\$ 177,944,799	\$	111,424,516	62.6%
<u>Miscellaneous</u>				
Materials/Equipment	\$ 8,042,785	\$	2,559,605	31.8%
Other	\$ 30,875,533	\$	8,495,906	27.5%
<u>Grand Total</u>	\$ 280,963,018	\$	148,686,635	52.9%
			FY Time Elapsed	75.0%




Summary of Audit Committee Status Report

Total No. of CIP Projects	124
Total Value of CIP Projects	\$1,425,336,973

Schedule

Number of projects on schedule	97		78%
Number of projects at risk of falling behind schedule	6		5%
Number of projects behind schedule	21		17%
Total dollar value of projects on schedule	\$1,114,196,912		
Percent of total dollar value on schedule	78%		

Budget

Number of projects on budget	121		98%
Number of projects which may exceed budget	0		0%
Number of projects requiring budget adjustment	3		2%
Total dollar value of projects on budget	\$1,415,427,449		
Percent of total dollar value on budget	99%		

The Engineering Division is currently tracking a total of 124 active Capital projects representing just under \$1.43B in total project value. From a budget perspective, 121 of these projects, or roughly 98% of all projects, are currently tracking on budget.

The 3 projects that are either over budget or at risk of being over budget are:

- 1) Berths 196-199 & 200A - Wharf Rehabilitation project is being revised for both cost and schedule. A PDC report is being prepared for the June PDC meeting.
- 2) The Port Pilot Station Backup Generator and Electrical System Upgrade which may require additional service equipment upgrade at the request of DWP.
- 3) The Cabrillo Beach Eel Grass Mitigation Site. Contractor quote exceeded estimate and is under evaluation. A PDC report is being prepared for the June PDC meeting.

From a schedule tracking perspective, projects at risk of falling behind schedule include:

- 1) Six projects in the MOTEMS Program that are currently working through the lease/permit extension process and staff has decided not to advance the projects until the Board of Harbor Commissioners approve the new permits;

Projects that are behind schedule include:

- 1) Two Berth 93 elevator replacements have been deferred until FY 15/16;
- 2) Three projects for the B. 121-131 (Yang Ming) Terminal Improvements are under re-evaluation of the projects alignment with the Business Development Plan; and also there are new scope elements under consideration for the EIR/EIS;
- 3) The Yang Ming ADM Bldg re-roof will be completed in FY 15/16;

- 4) B. 226-232 (Everport) wharf paving is awaiting the project area to be made available;
- 5) Berths 196-199 & 200A - Wharf Rehabilitation project schedule is being revised. A PDC report is in process;
- 6) The Berth 179-180 Warehouse re-roof has been deferred to FY15/16;
- 7) The Cabrillo Beach Eel Grass Mitigation Site project has been deferred to next fiscal year. PDC Report in process and being prepared for the June PDC meeting;
- 8) Berth 161 Marine Ways Modification is being delayed for budget/cash flow purposes;

- 9) The POLA Facilities Water Efficient Toilets will be completed a few months later than anticipated;
- 10) Four projects in the SNAP Program that are delayed due to a re-evaluation of the space needs of the HAB Building;
- 11) The HAB Light Fixture Upgrade is in construction but behind schedule due to higher priority work;
- 12) The Berth 161 Carpenters Shop Remodel has been deferred to next fiscal year;
- 13) The Port Pilot Station Backup Generator and Electrical System Upgrade is on hold pending Port Pilot facility study results which is expected by the end of this calendar year;

- 14) The HAB - Drainline Replacement is expected to be completed 1st quarter of next fiscal year;
- 15) The B161 Boat Maintenance Cradle Modifications has been deferred to next fiscal year;

Audit Committee Status Report

Actuals Thru: March 2015

Project Title	Project Status	Design Finish	Percent Design Complete	Construction Finish	Percent Constr. Complete	Schedule Trend	Projected Cost	Spent To Date	Percent Spent To Date	Budget Trend	Comments
I. Terminals											
Berth 90-93 - World Cruise Center											
4. B. 93 - Cruise Terminal - Customs and Border Protection Improvements (2525300)	Planning	06/30/16	0%	02/28/18	0%	✓	\$2,740,000	\$118,702	4%	✓	
5. B. 91-93 - Alternative Maritime Power (AMP) Upgrade and Retrofit (2527300)	Design	08/27/15	40%	06/26/17	0%	✓	\$12,890,000	\$94,266	1%	✓	
6. B. 91-92 - Replacement of Elevator No. 1 (2528400)	Bid and Award		N/A	09/11/15	0%	✓	\$92,317	\$0	0%	✓	
7. B. 93 - Replacement of Elevator No. 1 (2528600)	Bid and Award		N/A	06/28/15	0%	✗	\$87,036	\$17,914	21%	✓	work deferred to FY 15/16
8. B. 93 - Replacement of Elevator No. 6 (2528700)	Construction		N/A	06/25/15	1%	✗	\$180,000	\$0	0%	✓	work deferred to FY 15/16
9. B. 93 - Cruise Terminal Water Line Replacement (2529700)	Construction		N/A	06/30/15	45%	✓	\$750,000	\$295,603	39%	✓	
BERTH 90-93 - WORLD CRUISE CENTER TOTAL							\$16,739,353	\$526,485	3%		
Berth 100-102 - China Shipping Container Terminal											
1. B. 100-102 - Marine Operations Building (2454300)	Bid and Award	08/31/14	100%	04/30/17	0%	✓	\$13,800,000	\$1,988,916	14%	✓	
3. B. 100-102 - Crane Maintenance Building (2502600)	Bid and Award	08/31/14	100%	04/30/17	0%	✓	\$5,700,000	\$562,863	10%	✓	
OTHER TOTAL							\$19,500,000	\$2,551,778	13%		
BERTH 100-102 - CHINA SHIPPING CONTAINER TERMINAL TOTAL							\$19,500,000	\$2,551,778	13%		
Berth 121-131 - Yang Ming Container Terminal											
1. Phase I & II											
1. B. 121-131 - Wharf Upgrades (2449000)	Planning	04/10/16	0%	04/10/18	0%	✗	\$106,700,000	\$2,402,717	2%	✓	
2. B. 121-131 - West Basin Intermodal Container Transfer Facility (WBICTF) Expansion (2481000)	Hold	04/10/16	0%	04/10/18	0%	✗	\$11,100,000	\$434,548	4%	✓	
4. B. 121-131 - Terminal Redevelopment - Planning and Environmental (2523200)	Environmental		N/A	04/15/16	40%	✗	\$3,200,000	\$856,372	27%	✓	
5. B. 121 - Yang Ming Administration Building Re-roof (2528800)	Construction		N/A	06/24/15	1%	✗	\$255,000	\$0	0%	✓	Construction completion will be deferred to early FY15/16
7. B. 121-126 - Electrical Upgrades - Vacuum Breakers (2533600)	Planning		N/A	06/24/16	0%	✓	\$550,000	\$0	0%	✓	
PHASE I & II TOTAL							\$121,805,000	\$3,693,637	3%		
BERTH 121-131 - YANG MING CONTAINER TERMINAL TOTAL							\$121,805,000	\$3,693,637	3%		

Audit Committee Status Report

Actuals Thru: March 2015

Project Title	Project Status	Design Finish	Percent Design Complete	Construction Finish	Percent Constr. Complete	Schedule Trend	Projected Cost	Spent To Date	Percent Spent To Date	Budget Trend	Comments
Berth 135-147 - TRAPAC Container Terminal											
2. B. 142-143 - Backland Improvements - Phases 2-4 (2449800)	Construction	09/09/13	100%	03/22/17	35%	✓	\$143,422,405	\$50,552,988	35%	✓	
3. B. 142-147 - ICTF (2455100)	Construction	09/08/13	100%	02/02/16	30%	✓	\$85,865,560	\$24,800,821	29%	✓	
4. RB 136-139 - Terminal Buildings & Main Gate (2458500)	Construction	08/22/12	100%	07/10/15	85%	✓	\$80,000,000	\$63,058,461	79%	✓	
7. B. 134-135 - Backland Expansion (5-acre) (2513800)	Design	01/27/16	60%	04/21/17	0%	✓	\$10,753,500	\$200,934	2%	✓	
10. B. 142 - Crane Maintenance Building (2517700)	Bid and Award	01/31/15	100%	08/02/16	0%	✓	\$5,680,302	\$561,289	10%	✓	
11. B. 212 - Underground Valves Replacement (2534300)	Planning		N/A	06/24/16	0%	✓	\$81,820	\$0	0%	✓	
BERTH 135-147 - TRAPAC CONTAINER TERMINAL TOTAL							\$325,803,587	\$139,174,493	43%		
Berth 212-224 - YTI Container Terminal											
3. B. 214 - 220 - Redevelopment (2519800)	Bid and Award	03/25/15	100%	05/12/17	0%	✓	\$49,575,140	\$2,169,764	4%	✓	opening bids on May 27th
5. B. 214-220 - Alternative Maritime Power (AMP) Improvements (2532500)	Bid and Award	03/25/15	100%	05/12/17	0%	✓	\$7,705,140	\$2,383	0%	✓	opening bids on May 27th
6. B. 212-224 - Intermodal Container Transfer Facility (ICTF) Expansion (2533300)	Design	06/30/15	80%	03/03/17	0%	✓	\$6,455,400	\$0	0%	✓	
7. B. 214-220 - 480V Main Breakers Replacement (2533500)	Bid and Award	02/12/15	100%	05/12/17	0%	✓	\$1,500,000	\$3,220	0%	✓	
BERTH 212-224 - YTI CONTAINER TERMINAL TOTAL							\$65,235,680	\$2,175,367	3%		
Berth 222-236 - Development											
4. B. 226-236 - Leak Detection And Warning System (2519400)	Construction	03/24/14	100%	06/12/16	1%	✓	\$300,000	\$48,582	16%	✓	
5. B. 226-236 - Terminal Improvements - Planning and Environmental (2524200)	Environmental		N/A	07/01/16	20%	✓	\$3,360,000	\$583,040	17%	✓	
8. B. 226-232 - EverPort Wharf Pavement Resurfacing and Striping (2527700)	Hold	08/15/14	100%	11/21/14	0%	✗	\$1,600,000	\$3,153	0%	✓	waiting for work window from EGA
9. B. 228-230 - Alternative Maritime Power (AMP) Upgrade and Retrofit (2529400)	Design	06/10/16	30%	12/10/18	0%	✓	\$7,000,000	\$16,812	0%	✓	
10. B. 226-236 Terminal Improvements - Wharf and Backlands (2531200)	Design	08/05/16	1%	02/04/19	0%	✓	\$36,110,035	\$20,231	0%	✓	
BERTH 222-236 - DEVELOPMENT TOTAL							\$48,370,035	\$671,819	1%		
Berth 300-306 - Development											

Audit Committee Status Report

Actuals Thru: March 2015

Project Title	Project Status	Design Finish	Percent Design Complete	Construction Finish	Percent Constr. Complete	Schedule Trend	Projected Cost	Spent To Date	Percent Spent To Date	Budget Trend	Comments
2. RB 301-305 - Buildings, Gates, and Backland Development (2489000)	Hold	08/04/17	2%	01/21/20	0%	✔	\$30,000,000	\$617,429	2%	✔	
3. B. 306 - Wharf and Backland Development (2489100)	Design	02/01/17	20%	01/21/20	0%	✔	\$163,000,000	\$476,674	0%	✔	
6. B. 306 - Alternative Maritime Power (AMP) (2506800)	Design	02/01/17	45%	01/31/20	0%	✔	\$9,090,000	\$38,027	0%	✔	
7. B. 302-305 - Fender Replacement (2527900)	Construction		N/A	08/23/15	1%	✔	\$367,400	\$3,516	1%	✔	
8. B. 300 - Fire Life Safety System Replacement (2533800)	Bid and Award		N/A	06/24/16	0%	✔	\$1,131,459	\$0	0%	✔	
BERTH 300-306 - DEVELOPMENT TOTAL							\$203,588,859	\$1,135,646	1%		
Berth 400-409 - Development											
3. Pier 400 - Pavement Replacement (2521800)	Construction	03/19/14	100%	12/31/15	40%	✔	\$700,000	\$210,576	30%	✔	
BERTH 400-409 - DEVELOPMENT TOTAL							\$700,000	\$210,576	30%		
Motems											
1. B. 238 - MOTEMS (2489900)	Planning	05/02/16	0%	09/25/17	0%	⚠	\$25,675,000	\$2,255,652	9%	✔	
2. B. 167-169 - MOTEMS (2493600)	Design	09/04/15	40%	01/27/17	0%	⚠	\$22,540,338	\$2,588,484	11%	✔	
3. B. 163 - MOTEMS (2493700)	Planning	12/23/16	0%	05/18/18	0%	⚠	\$23,976,000	\$1,309,274	5%	✔	
4. B. 148-149 - MOTEMS (2493800)	Planning	02/13/17	0%	07/09/18	0%	⚠	\$24,626,142	\$1,961,283	8%	✔	
5. B. 164 - MOTEMS (2493900)	Environmental	05/30/16	0%	10/23/17	0%	⚠	\$11,225,000	\$1,353,217	12%	✔	
6. B. 187-191 - MOTEMS (2494000)	Planning	02/16/17	0%	01/10/19	0%	⚠	\$61,561,271	\$2,654,381	4%	✔	
8. B. 163 - MOTEMS Repairs - Nustar (2524400)	Construction	05/31/14	100%	08/09/16	2%	✔	\$850,000	\$61,241	7%	✔	
9. B. 164 - MOTEMS Repairs - Valero (2524500)	Construction	05/31/14	100%	08/09/16	2%	✔	\$960,000	\$60,047	6%	✔	
10. B. 187-190 - MOTEMS Repairs (2524600)	Hold	03/03/15	0%	03/03/16	0%	✔	\$3,575,000	\$375	0%	✔	
MOTEMS TOTAL							\$174,988,751	\$12,243,954	7%		
Miscellaneous Terminal Improvements											
2. B. 196-199 & 200A - Wharf Rehabilitation (2516600)	Hold	11/21/14	90%	11/01/16	0%	✘	\$8,794,299	\$1,296,466	15%	✘	PDC report prepared for June mtg

Audit Committee Status Report

Actuals Thru: March 2015

Project Title	Project Status	Design Finish	Percent Design Complete	Construction Finish	Percent Constr. Complete	Schedule Trend	Projected Cost	Spent To Date	Percent Spent To Date	Budget Trend	Comments
6. B. 154-155 - Paint Warehouses (2528200)	Construction	09/08/14	N/A	06/30/15	75%	✔	\$800,000	\$283,425	35%	✔	
7. B. 179-180 - Warehouse Re-roof (2529000)	Construction	07/10/14	N/A	06/24/15	1%	✘	\$600,000	\$6,685	1%	✔	work deferred to FY 15/16
8. B. 154-155 Warehouse Doors and Windows Upgrades (2529200)	Construction	08/06/14	N/A	05/18/15	95%	✔	\$250,000	\$187,597	75%	✔	
9. B. 194 - Sea Wall Improvements (2530100)	Construction	07/25/14	N/A	09/30/15	5%	✔	\$200,000	\$0	0%	✔	
10. B. 153-155 - Water and Sewer Line Replacement (2531500)	Construction	07/31/14	N/A	06/30/15	5%	✔	\$300,000	\$224,908	75%	✔	
MISCELLANEOUS TERMINAL IMPROVEMENTS TOTAL							\$10,944,299	\$1,999,081	18%		
TERMINALS TOTAL							\$987,675,564	\$164,382,837	17%		
II. Transportation											
Transportation Improvements											
2. South Wilmington Grade Separation (2423600)	Completed	06/27/12	100%	03/31/15	100%	✔	\$84,300,000	\$62,955,660	75%	✔	Project Completed on time and under budget!
3. I-110/SR 47 Connector Improvement (2466100)	Construction	06/19/13	100%	06/26/16	50%	✔	\$21,000,000	\$9,125,451	43%	✔	
5. John S. Gibson Intersection & NB I-110 Ramp Access Improvements (2469900)	Construction	06/19/13	100%	06/26/16	50%	✔	\$32,100,000	\$14,653,769	46%	✔	
7. C Street/I-110 Access Ramp Improvements (2485200)	Construction	07/31/13	100%	01/05/17	40%	✔	\$51,000,000	\$17,760,203	35%	✔	
11. B. 200 - Rail Yard Track Connections (2513000)	Construction	12/12/12	100%	06/19/15	90%	✔	\$25,000,000	\$18,220,499	73%	✔	
12. Avalon and Fries Street Closures Environmental Assessment (2516700)	Hold		N/A	12/31/14	60%	✔	\$575,172	\$432,346	75%	✔	
18. Terminal Island Street Improvements - Phase III (2527600)	Completed	12/31/14	100%	04/30/15	100%	✔	\$1,600,000	\$15,099	1%	✔	Project completed
19. SCIG Bridge and Road Review (2532200)	Design	06/30/16	35%		N/A	✔	\$200,000	\$5,531	3%	✔	
20. State Route 47/Vincent Thomas Bridge & Front St./Harbor Blvd Interchange Reconfiguration - Study Reports (2533400)	Design	02/28/17	1%		N/A	✔	\$1,500,000	\$0	0%	✔	
TRANSPORTATION IMPROVEMENTS TOTAL							\$217,275,172	\$123,168,559	57%		
TRANSPORTATION TOTAL							\$217,275,172	\$123,168,559	57%		
III. Security											
Homeland Security											

Audit Committee Status Report

Actuals Thru: March 2015

Project Title	Project Status	Design Finish	Percent Design Complete	Construction Finish	Percent Constr. Complete	Schedule Trend	Projected Cost	Spent To Date	Percent Spent To Date	Budget Trend	Comments
9. IT Cyber Security Improvements - Phase II (2526000)	Construction		N/A	08/31/15	70%	✓	\$2,364,000	\$546,268	23%	✓	
HOMELAND SECURITY TOTAL							\$2,364,000	\$546,268	23%		
SECURITY TOTAL							\$2,364,000	\$546,268	23%		
IV. Public Access/Environmental Enhancements											
Port-Wide Public Enhancements											
1. Front Street Beautification (2504700)	Design	08/31/15	80%	07/31/17	0%	✓	\$6,850,000	\$976,511	14%	✓	
PORT-WIDE PUBLIC ENHANCEMENTS TOTAL							\$6,850,000	\$976,511	14%		
Los Angeles Waterfront											
1. San Pedro Waterfront											
8. San Pedro Waterfront - B. 57 - Wharf Retrofit and Signal Street Improvements (2500600)	Design	04/02/17	12%	03/29/19	0%	✓	\$58,214,237	\$2,292,032	4%	✓	
11. San Pedro Waterfront - Sampson Way Roadway Improvements - 7th Street & Harbor Blvd. Intersection (2509400)	Design	09/22/15	40%	09/12/17	0%	✓	\$13,600,000	\$353,240	3%	✓	Completed 40% Design. DOT Approves Roadway Alignment.
16. San Pedro Waterfront - Ports O Call Redevelopment Conceptual Planning and Preliminary Engineering Support (2523300)	Construction		N/A	04/30/15	95%	✓	\$500,000	\$294,304	59%	✓	
18. Fanfare Fountain Palm Tree Drainage Repair and Tree Installation (2527400)	Construction		N/A	06/05/15	50%	✓	\$360,000	\$6,923	2%	✓	
19. Cabrillo Way Marina - V Dock Fire Line Replacement and Pipe Hangar Repairs (2528100)	Construction	06/29/14	100%	06/30/15	50%	✓	\$1,330,000	\$577,652	43%	✓	
21. San Pedro Waterfront - B. 57 - AltaSea Environmental Assessment (2531800)	Environmental		N/A	06/30/16	5%	✓	\$1,000,000	\$10,227	1%	✓	
22. San Pedro Waterfront - Ports O' Call Promenade and Town Square (2532100)	Planning	12/31/16	0%	12/31/18	0%	✓	\$32,900,000	\$12,577	0%	✓	RFP. Proposals due on May 19th
23. San Pedro Waterfront - Paid Parking for Ports O'Call Village and Bluff Parking Lot (2532300)	Planning	03/31/16	0%	06/30/17	0%	✓	\$5,700,000	\$0	0%	✓	
SAN PEDRO WATERFRONT TOTAL							\$113,604,237	\$3,546,955	3%		
2. Wilmington Waterfront Development											
4. Wilmington Waterfront Park Street Vacations (2525600)	Design	07/02/15	59%		N/A	✓	\$140,000	\$56,600	40%	✓	
5. Wilmington Waterfront Park Slope Improvements (2532600)	Planning	08/31/15	0%	06/30/16	0%	✓	\$260,000	\$0	0%	✓	
6. Wilmington Waterfront Promenade (2533000)	Planning	06/30/17	0%	12/31/20	0%	✓	\$52,200,000	\$0	0%	✓	RFP. Proposals due on May 19th

Audit Committee Status Report
Actuals Thru: March 2015

Project Title	Project Status	Design Finish	Percent Design Complete	Construction Finish	Percent Constr. Complete	Schedule Trend	Projected Cost	Spent To Date	Percent Spent To Date	Budget Trend	Comments
7. B. 184-185 - Catalina Freight Demolition (2533100)	Environmental	12/31/15	0%	09/30/17	0%	✓	\$500,000	\$0	0%	✓	
8. Banning's Landing - Building Upgrades (2535000)	Planning		N/A	06/24/16	0%	✓	\$20,000	\$0	0%	✓	
WILMINGTON WATERFRONT DEVELOPMENT TOTAL							\$53,120,000	\$56,600	0%		
LOS ANGELES WATERFRONT TOTAL							\$166,724,237	\$3,603,555	2%		
Environmental Enhancements											
6. 2013 Biological Surveys of Los Angeles and Long Beach Harbors (2518700)	Environmental		N/A	02/28/16	70%	✓	\$548,580	\$379,719	69%	✓	
7. Pier 300/Seaplane Lagoon - Eelgrass Mitigation Site - Preliminary Design and Planning (2525700)	Environmental	12/31/15	2%		N/A	✓	\$400,000	\$8,325	2%	✓	
8. Cabrillo Beach Eelgrass Mitigation Site (2527200)	Bid and Award	09/30/14	100%	05/15/15	0%	✗	\$654,725	\$73,332	11%	✗	
10. DWP Recycled Water Line - San Pedro (2532700)	Planning	09/01/18	0%	03/01/21	0%	✓	\$10,000,000	\$0	0%	✓	
ENVIRONMENTAL ENHANCEMENTS TOTAL							\$11,603,305	\$461,376	4%		
PUBLIC ACCESS/ENVIRONMENTAL ENHANCEMENTS TOTAL							\$185,177,542	\$5,041,442	3%		
V. Maritime Services											
Harbor Department Facilities											
2. B. 161 - Marine Ways Modifications (2486100)	Bid and Award	01/07/15	100%	12/21/15	0%	✗	\$1,950,000	\$332,312	17%	✓	
4. POLA Facilities Water Efficient Toilets and Urinals (2499200)	Construction	11/11/09	100%	06/30/15	60%	✗	\$148,000	\$44,597	30%	✓	deferred to FY 16
6. Harbor Department Buildings - Miscellaneous Office and Cubicle Furniture Installations (2509000)	Construction		N/A	12/31/15	50%	✓	\$725,000	\$641,792	89%	✓	
7. Harbor Administration Building - 3rd, 4th, and 5th Floor Restrooms (2509200)	Construction	05/27/14	100%	06/05/15	45%	✓	\$670,000	\$403,965	60%	✓	
8. Harbor Administration Building - HVAC Replacement (2509600)	Design	03/28/16	95%	09/30/17	0%	✓	\$5,100,000	\$376,993	7%	✓	
13. B. 68 - Port Pilot Station Dispatch Center Window Replacement (2517300)	Design	05/25/15	60%	10/30/15	0%	✓	\$165,000	\$56,802	34%	✓	
14. Harbor Administration Building - 4th Floor Furniture Purchase (2517900)	Hold	12/31/14	10%	12/31/16	0%	✗	\$1,975,250	\$69,393	4%	✓	
15. Harbor Administration Building - 1st Floor and Mail Room Furniture (2518000)	Hold	12/31/14	10%	12/31/16	0%	✗	\$221,000	\$28,158	13%	✓	
16. Harbor Administration Building - 2nd Floor Information Technology Furniture (2518100)	Hold	12/31/14	10%	12/31/16	0%	✗	\$221,000	\$17,322	8%	✓	

Audit Committee Status Report

Actuals Thru: March 2015

Project Title	Project Status	Design Finish	Percent Design Complete	Construction Finish	Percent Constr. Complete	Schedule Trend	Projected Cost	Spent To Date	Percent Spent To Date	Budget Trend	Comments
17. Harbor Administration Building - 3rd Floor Furniture Removal & Installation (2518200)	Hold	12/31/14	30%	12/31/16	0%	⊗	\$1,065,000	\$79,261	7%	✔	
19. Harbor Administration Building - Light Fixture Upgrade - 1st & 2nd Floors (2521900)	Construction	05/31/14	100%	03/31/15	65%	⊗	\$378,000	\$175,795	47%	✔	
21. B. 161 C&M - Carpenter's Shop Remodel (2522900)	Design	07/11/14	80%	04/09/15	25%	⊗	\$226,500	\$100,367	44%	✔	
24. B. 68 - Port Pilot Station Back Up Generator and Electrical Upgrade (2524300)	Hold	07/02/14	15%	02/02/15	0%	⊗	\$460,500	\$26,744	6%	⊗	
26. B. 68 - Port Pilot Station Portable Buildings Replacement (2526100)	Planning	07/31/16	25%		N/A	✔	\$500,000	\$50,531	10%	✔	
28. Harbor Administration Building - Drain Mainlines Replacement (2526900)	Construction	06/23/14	100%	06/01/15	65%	⊗	\$1,350,000	\$841,281	62%	✔	Project will be complete in FY16
31. Harbor Administration Building - 2nd Floor & 5th Floor Kitchen Remodel (2527500)	Bid and Award	02/28/15	100%	07/22/15	0%	✔	\$160,000	\$30,711	19%	✔	
32. B. 161 - Maintenance Dock Extension (2530000)	Construction		N/A	06/29/15	20%	✔	\$130,000	\$20,824	16%	✔	
34. Harbor Administration Building - 5th Floor Sunshade Roller Blinds (2530400)	Construction	09/25/14	100%	05/31/15	40%	✔	\$85,000	\$22,363	26%	✔	
35. Harbor Administration Building - 2nd floor IT Pre-Action Fire Life Safety System (2530500)	Construction		N/A	06/25/15	10%	✔	\$145,000	\$1,088	1%	✔	
36. B. 161 - Boat Maintenance Cradle Modifications (2530600)	Bid and Award		N/A	06/29/15	0%	⊗	\$370,000	\$0	0%	✔	deferred to FY 16
38. B. 161 - Electrical Equipment Retrofit (2530800)	Construction		N/A	06/23/15	20%	✔	\$140,000	\$24,614	18%	✔	
39. Fire Station 112 - Fire Protection System Installation (2530900)	Completed	05/02/14	100%	03/26/15	100%	✔	\$109,509	\$108,693	99%	✔	completed under budget
40. B. 84 - Slope Repair (2531000)	Construction	10/31/14	100%	04/30/15	10%	✔	\$150,000	\$22,260	15%	✔	
41. Liberty Hill Plaza - Fire Life Safety System Replacement (2531300)	Construction		N/A	06/25/15	80%	✔	\$425,000	\$1,863	0%	✔	
42. 338 Canary Street - Administration Building AC Replacement (2531900)	Construction	04/15/15	100%	06/30/15	10%	✔	\$60,000	\$38,123	64%	✔	
43. B. 161 - Electrical Equipment Retrofit - Phase 2 (2532000)	Planning		N/A	12/01/15	0%	✔	\$70,000	\$0	0%	✔	
44. Klein Billing and Port Pilot Systems Enhancement (2532400)	Bid and Award		N/A	03/31/18	0%	✔	\$680,800	\$0	0%	✔	
45. Web-Based Construction Management System (2532900)	Planning		N/A	03/31/16	0%	✔	\$150,000	\$0	0%	✔	
46. Enterprise Resource Planning (ERP) Software Licenses (2533200)	Completed		N/A	04/23/15	100%	✔	\$799,874	\$0	0%	✔	project completed
47. B. 161 - Repave Yard and Remove Rail (2533700)	Planning		N/A	06/24/16	0%	✔	\$168,000	\$0	0%	✔	
48. B. 161 - Warehouse Roof Improvements (2533900)	Planning		N/A	06/24/16	0%	✔	\$140,975	\$0	0%	✔	

Audit Committee Status Report

Actuals Thru: March 2015

Project Title	Project Status	Design Finish	Percent Design Complete	Construction Finish	Percent Constr. Complete	Schedule Trend	Projected Cost	Spent To Date	Percent Spent To Date	Budget Trend	Comments
49. B. 73C - Restroom Re-Roof (2534000)	Planning		N/A	06/24/16	0%	✓	\$17,936	\$0	0%	✓	
50. B. 73X - Restroom Re-Roof (2534100)	Planning		N/A	06/24/16	0%	✓	\$17,936	\$0	0%	✓	
51. Liberty Hill Plaza - Replacement of all Doors (2534200)	Planning		N/A	06/24/16	0%	✓	\$85,000	\$0	0%	✓	
52. B. 161 - Boat Shop Dust Filtration System (2534800)	Planning		N/A	06/24/16	0%	✓	\$36,000	\$0	0%	✓	
HARBOR DEPARTMENT FACILITIES TOTAL							\$19,096,281	\$3,515,852	18%		
Miscellaneous Projects											
4. B. 72 - Municipal Fish Market Site Drainage Improvements (2512800)	Design	10/20/15	75%	04/22/17	0%	✓	\$5,000,000	\$436,468	9%	✓	
8. Badger Avenue Bridge Rehabilitation (2525000)	Design	07/31/15	80%	09/30/16	0%	✓	\$1,715,200	\$175,436	10%	✓	
9. B. 84 - Maritime Museum Wharf Rehabilitation (2526200)	Design	12/31/15	72%	06/30/17	0%	✓	\$3,900,000	\$74,323	2%	✓	
10. B. 87-88 - Mooring Fender Modification (2526700)	Construction	06/12/14	100%	08/15/15	13%	✓	\$250,000	\$43,590	17%	✓	
12. Liberty Hill Plaza HVAC System Upgrade (2528300)	Bid and Award		N/A	08/31/15	0%	✓	\$225,000	\$659	0%	✓	
13. Wilmington/San Pedro/Terminal Island Fencing Upgrades (2528500)	Construction		N/A	06/30/15	30%	✓	\$150,000	\$87,362	58%	✓	
14. 300 Water Street - Office Building Re-Roof (2528900)	Hold		N/A	06/24/15	1%	✓	\$231,500	\$0	0%	✓	
16. Ports O'Call - American Disability Act Compliant Restrooms (2531700)	Design	05/31/15	50%	03/31/16	0%	✓	\$841,240	\$185	0%	✓	
17. B. 73-93 - Pipeline Support Hangers Replacement (2534400)	Planning		N/A	06/24/16	0%	✓	\$323,780	\$0	0%	✓	
18. 2001 John S. Gibson Blvd. - Fire Life Safety System Replacement (2534500)	Planning		N/A	06/24/16	0%	✓	\$331,694	\$0	0%	✓	
19. B. 68 - Wharf Upgrades and Deck Replacement (2534700)	Planning		N/A	06/24/16	0%	✓	\$150,000	\$0	0%	✓	
20. B. 84 - Marina Improvements (2534900)	Planning		N/A	06/24/16	0%	✓	\$630,000	\$0	0%	✓	
MISCELLANEOUS PROJECTS TOTAL							\$13,748,414	\$818,023	6%		
MARITIME SERVICES TOTAL							\$32,844,695	\$4,333,876	13%		
CIP TOTAL COST							#####	\$297,472,982	21%		