



## AUDIT COMMITTEE

Report to the  
Board of Harbor Commissioners

### FOR INFORMATIONAL PURPOSES ONLY

**DATE: NOVEMBER 30, 2016**

**TO: AUDIT COMMITTEE OF THE BOARD OF HARBOR COMMISSIONERS**

**SUBJECT: GRANTS UPDATE**

The attached grants update for November 30, 2016 (Transmittal 1) provides an overview of grant receipts in the current fiscal year (FY 2016-17), a breakdown of grant funding received by major transportation project, a summary of grant agreements approved by the Board of Harbor Commissioners (Board), as well as grant agreements pending Board approval. The report also discusses the status of outstanding and pending grant applications, and summarizes potential grant funding opportunities.

Also included is a report on projected grant receipts through Fiscal Year 2018-19 (Transmittal 2).

FOR  
EUGENE D. SEROKA  
Executive Director

Transmittals:

1. Grants Update
2. Projected Grant Receipts

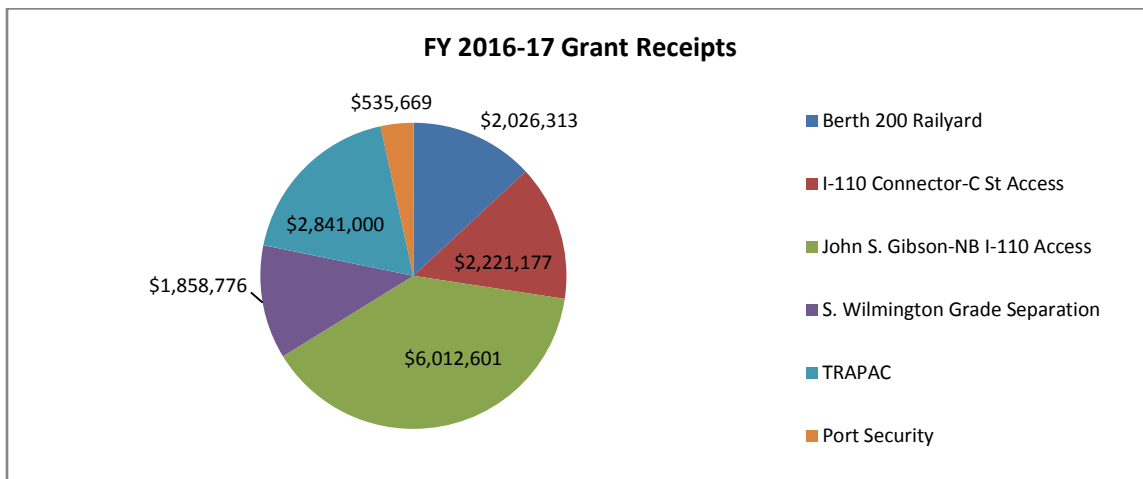
  
EDS:MB:TC:dy

# PORT OF LOS ANGELES – GRANTS UPDATE

November 30, 2016

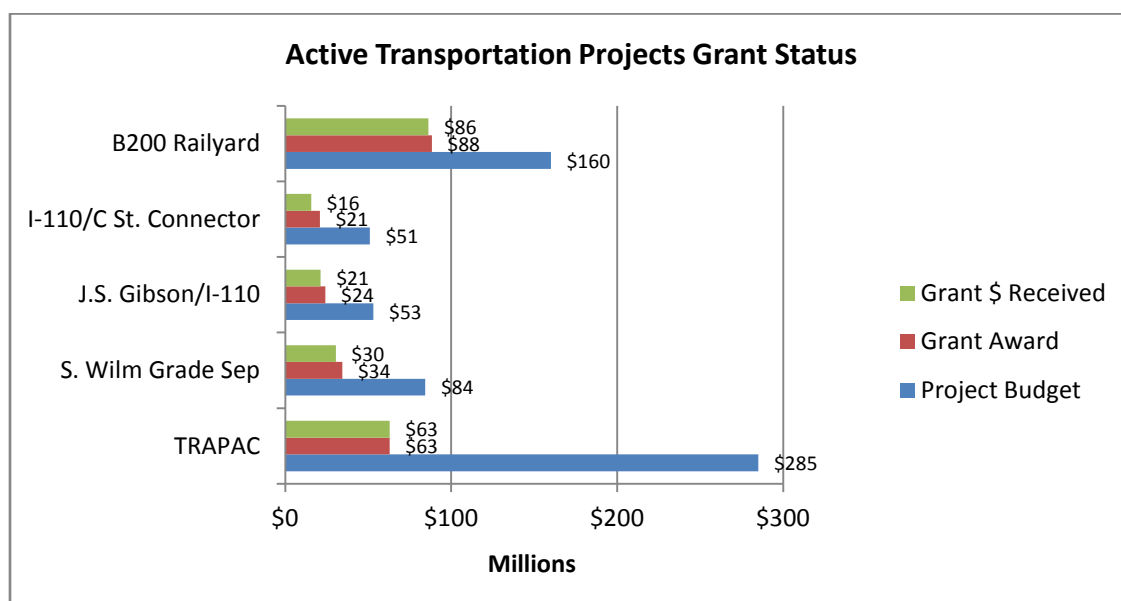
## GRANT RECEIPTS

The Port has received \$15.5M in grant funding in FY 2016-17 (as of November 30, 2016). This is 29.5% of the total expected FY 2016-17 grant receipts of \$52.6M. The Port generally receives grant funding for transportation projects as capital reimbursements, for environmental projects as pass-through funds to third parties working with the Port, and for security projects as operational reimbursements. Most grant receipts so far this FY are for Port transportation projects. The following chart summarizes grant reimbursements in FY 2016-17:

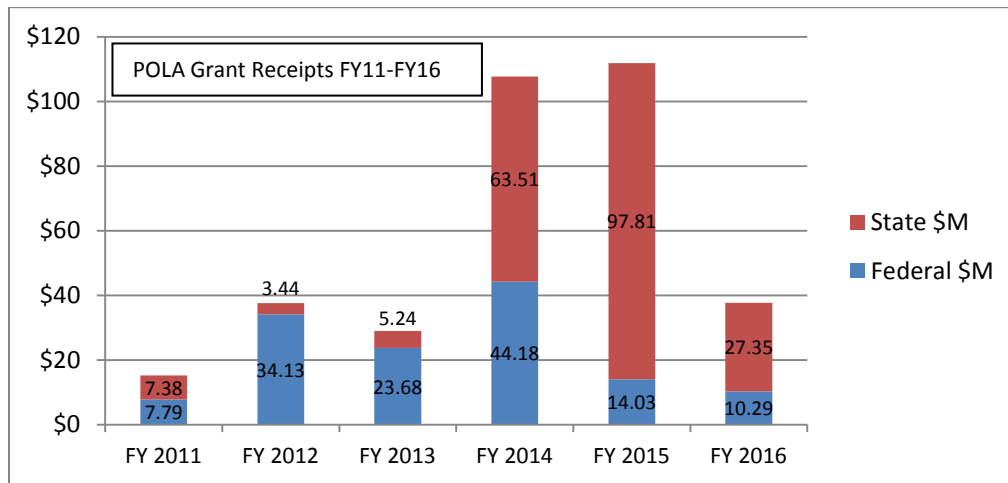


The total amount received this FY includes \$11.2M in state grants and \$4.3M in federal grants.

For all active transportation projects receiving grant funds, the following chart provides an update on how much funding has been reimbursed for each project across fiscal years. Note that the TRAPAC project has now been fully reimbursed.



In the last three fiscal years (FY 2014-16), the Port has received more than \$256M in grant reimbursements across all projects – security, environmental and transportation.



### GRANT APPROVALS

On October 24, 2016, the Board of Harbor Commissioners (Board) approved a Port Security Grant from the Federal Emergency Management Agency (FEMA) for \$1.88M effective September 1, 2016. The grant allows for the reimbursement of funds allocated to Information Security Management System Integration and Maintenance (\$750,000); POLA Department Operation Center (DOC) Phase II (\$375,000); and POLA Security System Maintenance (\$750,000). The award is for a three year period ending August 31, 2019. A 25% cost share is required and will be funded by the Harbor Department. The Harbor Department's total cost share for the projects is \$625,000, for a total cost of \$2.5M for all three projects.

On November 17, 2016, the Board approved a Letter of Agreement (LOA) between the Harbor Department and the Los Angeles County Metropolitan Transportation Authority (LACMTA). The grant reimbursement for the Yusen Terminal Efficiency Enhancement & Truck Trip Reduction Program - Phase 2 is for \$1.99M in federal grant funding.

On December 1, 2016, the Board approved an agreement between the Harbor Department and CalTrans for a Trade Corridor Improvement Funding (TCIF) reimbursement grant of \$1.13M in state grant funding for the Yusen Terminal Efficiency Enhancement & Truck Trip Reduction Program - Phase 2 project. The Harbor Department's cost share for the Project is estimated at \$424,300 of the total estimated project construction cost of \$3.55M, including construction support services.

On December 1, 2016, the Board approved a Restated Agreement No. 16-3388 between AltaSea and the Harbor Department which includes grant award conditions to comply with the obligations that come with the receipt of a \$3M grant from the U.S. Department of Commerce Economic Development Administration (EDA). The Restated Agreement requires that AltaSea be solely responsible for complying with all obligations of the grant award. The federal grant is for partial reimbursement of an approximately \$8.6M project for developing infrastructure improvements at Berths 58-60. AltaSea will be solely responsible for complying with all obligations that are described in the grant award.

## **PENDING GRANT APPROVALS**

Two grant agreements are currently scheduled to be considered by the Board at its December 15, 2016 meeting. They include a \$5.83M California Energy Commission grant for Advanced Yard Tractor Deployment and Eco-FRATIS Drayage Truck Efficiency Projects. This is a pass-through grant for EverPort, Clean Energy, PAI, UC Riverside and Infomagnus, with matching funds of \$1.8M from EverPort, \$0.4M from Clean Energy, \$0.2M from LA Metro, \$0.3M from PAI (FRATIS), \$0.1M from UC Riverside and \$0.04M from Infomagnus. Also scheduled is an \$800,000 US Environmental Protection Agency grant to replace 18 pieces of yard equipment at APM and TRAPAC. This is a pass-through grant for APMT and TraPac who own and will replace/convert the equipment.

## **GRANT APPLICATIONS**

The Port is preparing to submit an application (through LACMTA) for federal funding from the U.S. Department of Transportation FAST program, in partnership with the Port of Long Beach (POLB) and the Alameda Corridor – East Construction Authority (ACECA), for the addition of two tracks to the existing Pier 400 storage/staging yard and the construction of 5,000 feet of track and crossovers serving the TraPac and West Basin Container Terminal on-dock railyards. These projects, along with one from POLB and two from ACECA, are being submitted as the Southern California Rail Program, with a total of \$81.2 million in federal grant requests for projects totaling \$276.5 million. The two Port of Los Angeles projects include \$17.38 million in grant funding requests with total project costs of \$32.95 million. The application to the U.S. DOT is due December 15, 2016.

In September 2016, the Port submitted an application to the U.S. Fish and Wildlife Service (USFWS) via the State of California for \$1.5M in federal funding to partially pay for the proposed 10' x 1,100' floating docks between Berths 79 and 84 at the new San Pedro Public Market to accommodate guest vessels up to 200' in length. The \$5.7M project would include \$4.2M in matching funds from the Port. USFWS is scheduled to make a determination about the grant by March 2017.

In October 2016, the Port submitted an application to the U.S. National Park Service for \$363,450 in federal funding under the Japanese American Confinement Sites Program for an archeological excavation of a portion of Terminal Island once occupied by the Japanese Fishing Village. The Port will partner with the Japanese American National Museum to display artifacts once the project is completed. The Port will provide \$188,558 in staff and funding assistance for the \$552,008 project. Grant recipients will be announced by the middle of 2017.

## **POTENTIAL GRANT FUNDING OPPORTUNITIES**

The Port continually monitors regional, state and federal agencies for opportunities to fund Port projects and programs. Among the possible projects and funding sources:

- State funds through CalTrans or Southern California Association of Governments for San Pedro Waterfront Promenade project;
- Proposition 1B funds through CARB for emissions reduction projects;
- Federal Transportation Investment Generating Recovery Program (TIGER) funds through the US Department of Transportation for Evergreen and/or Yang Ming infrastructure projects;
- Federal Port Security Grant funds through FEMA for non-capital security projects;

- Federal funds through the US Department of Commerce for San Pedro Waterfront infrastructure;
- Los Angeles County Sales Tax Measure M (approved in November 2016) to fund Port transportation projects;
- Volkswagen Consent Decree Mitigation Funds (approximately \$1.2 billion for California).

EDS:MB:TC:dy



## Projected Grant Receipts - Period Ending FY 18/19

Grant Reimbursements								
Project Title/Grantor	Amount Authorized	Revised Award Amount	Actual FY 2013/14	Actual FY 2014/2015	Actual FY 2015/2016	Est. FY 2016/2017	Est. FY 2017/2018	Est. FY 2018/2019
<b>Federal Grants:</b>								
<b>Federal - Department of Transportation - MARAD/FAA (TIGER II)</b>								
West Basin Railyard (W.O. 24885)	16,000,000		6,824,994	1,959,564	590,459	1,000,000		
<b>Federal - Department of Transportation - RSTP</b>								
S Wilmington GS (W.O. 24236) - monies to be reallocated I-110 Connectors/C Street (WO 24852)	5,927,000			833,266	3,683,511	1,410,223		
<b>Port Security Grant Round 12 Projects (FEMA)</b>								
Port Police Waterborne Unit Vessel Upgrade (WO 68313)	1,875,000			1,875,000				
Security System Maintenance/Integration & Repair (WO 68312)	3,000,000		726,934	1,939,310	333,757			
IT Cyber Security Improvement (WO 25220) - CLOSED	1,650,000		590,489	954,335	-			
Canine Kennel Facility- Phase II (W.O. 25098)	375,000		375,000					
<b>Port Security Grant Round 13 Projects (FEMA)</b>								
IT Cyber Security Improvement Phase II (WO 2526000)	1,500,000			596,362	714,597			
<b>Port Security Grant FY15 Projects (FEMA)</b>								
Security System Maintenance/Integration & Repair (WO 68327, 68328, 68329) - Convergint Agreement	1,875,000				328,118	1,546,882		
<b>Port Security Grant FY16 Projects (FEMA)</b>								
Security System Maintenance/Integration & Repair (WO XXXXX, XXXXX, XXXXX) - Convergint Agreement	1,875,000						625,000	625,000
<b>Federal - SAFETEA-LU Transportation Legislation</b>								
Vincent Thomas Bridge Studies	1,600,000							
I-110/SR 47/Harbor Blvd. Connector (John S Gibson) Impvmts Ph. I - Prop C, USDOT (W.O. 24661)	3,599,600		6,653	1,354,717	943,425	1,294,805		
<b>Federal - U.S. Environmental Protection Agency (U.S.EPA)</b>								
Eco Crane - Clean Diesel Emerging Technologies Funding Assistance (W.O. 08291)	731,298							
DERA - Flex Grid Project (W.O. 25008)	1,212,838							
DERA -Cargo Handling Equip Retrofits-Grant #83561601	469,000				239,000	230,000		
FY 14 DERA PORTS COLAHD- Crane Replacement - #83561601 (SA Recycling)	1,300,000				1,312,000			
Pacific Ports Clean Air Collaborative (PPCAC) (W.O. 78172)	15,000				15,000			
DERA - Replacement of Diesel Engines in Yard Equipment - Pass through to various terminals (WO# 78199)	800,000					300,000	300,000	200,000
<b>Federal - Metro Transportation Authority</b>								
Ports Rail Systems: West Basin Road - B200 Railyard, RSTP (WO 24885)	8,584,000		5,316,676	1,750,549	825,853			
<b>Metro Transportaion Authority - 2011 Call for Projects</b>								
Congestion Mitigation and Air Quality (CMAQ):								
Ports Rail Systems: West Basin Road - B200 Railyard (WO 24885)	13,553,000		7,673,067	2,764,003	1,303,968			
YTI Terminal Efficiency Enhancement & Truck Trip Reduction Program Ph 2 ICTF Exp. (CMAQ) (W.O. 25333)	1,992,000					1,196,000	796,000	
<b>Federal - US Department of Commerce</b>								
Alta Sea Grant for Improvements to Berths 58-60 (\$ not coming directly to POLA)	3,000,000						1,500,000	1,500,000
	<b>164,048,857.00</b>		<b>\$ 44,177,098</b>	<b>\$ 14,027,105</b>	<b>\$ 10,289,688</b>	<b>\$ 6,977,910</b>	<b>\$ 3,221,000</b>	<b>\$ 2,325,000</b>
<b>State Grants:</b>								
<b>California Transportation Commission</b>								
Trade Corridor Improvement Fund Program (TCIF) - 2007 Prop 1B								
I-110 Connectors/C Street Access Ramps (WO 24852)	8,300,000				3,540,233	4,759,767		
I-110/SR 47/Harbor Blvd. Connector (John S Gibson) -TCIF#19 Ph. II (WO 24661 & 24699)-*De-obligate \$1,321,000	14,700,000	13,205,000			7,250,133	5,954,867		
Ports Rail Systems: West Basin Road - B200 Railyard Phase I (WO 24885)	40,718,000	40,785,675	30,710,746	3,860,623	-			
Ports Rail Systems: West Basin Road - B200 Railyard-TCIF#32.2 (WO 2513000) Phase II *De-Obligated \$1,089,000	10,512,000	9,423,000	67,675	7,365,554	1,293,911	695,860		

<u>Project Title/Grantor</u>	<u>Amount Authorized</u>	<u>Revised Award Amount</u>	<u>Actual FY 2013/14</u>	<u>Actual FY 2014/2015</u>	<u>Actual FY 2015/2016</u>	<u>Est. FY 2016/2017</u>	<u>Est. FY 2017/2018</u>	<u>Est. FY 2018/2019</u>
South Wilmington Grade Separation (WO 24236)- TCIF#22 *De-obligated \$1,979,000	17,000,000	15,021,000	4,984,967	-	6,828,344	3,207,689		
Alameda Corridor West Terminus Intermodal Railyard - B200 West Basin Road (TCIF 86) WO 24551	20,712,000			19,460,912	1,251,088			
Cargo Transportation Improvement Emission Reduction (CTIER) Program - Phase 1 (WO 25131)-Completed TCIF 87.1	12,705,000		12,705,000					
Cargo Transportation Improvement Emission Reduction (CTIER) Program - Phase 2 (WO 24498)- TCIF 87.2	26,664,000			26,664,000	-			
Trapac Terminal Automation-Automated Shuttle Carrier Maint & Repair (TCIF#102) W.O. 25177	2,841,000					2,841,000		
YTI Terminal Efficiency Enhancement & Truck Trip Reduction Program Ph 1 (TCIF# 108) (W.O. 25198, 25189, 25335)	8,941,000	9,533,000			-	8,401,000		
YTI Terminal Efficiency Enhancement & Truck Trip Reduction Program Ph 2 ICTF Exp. (TCIF# 108.2) (W.O. 25333)	1,132,000					679,000	453,000	
<b><u>Metro Transportation Authority (LA Metro)</u></b>								
I-110/SR 47/Harbor Blvd. Connector (John S Gibson) Impvt. Ph. II - Prop C, MTA (W.O. 24661)	7,420,000			2,967,298	2,794,298	1,658,404		
I-110/C Street Interchange Improvement - Prop C - MTA (W.O. 24852)	6,647,000			2,415,359	2,924,323	1,307,318		
South Wilmington Grade Separation - Prop C - MTA (W.O. 24236)	19,288,000		4,748,860	10,688,711	1,371,737	2,478,692		
Harbor Blvd/Sampson Way/7th Street Reconfiguration - MTA (W.O. 25094)	4,951,400					2,552,500	2,398,900	
<b><u>South Coast Air Quality Management District</u></b>								
Goods Movement Emission Reduction Program - Prop 1B								
AMP Shore Side Installation	23,720,625			23,720,625				
<b><u>California Energy Commission (CEC)</u></b>								
Medium and Heavy Duty Vehicle Demonstration (EMD) - Pass through to EverPort and Clean Energy (78194)	4,863,000					3,890,400	972,600	
Intellig Transp Sys Demo (Eco-Drive/FRATIS/GEOSTAMP) (Goods Movement)-Pass Through to 3 entities (78194)	970,000					242,500	727,500	
<b><u>California Air Resources Board (CARB)</u></b>								
Goods Movement Emission Reduction Program (Prop 1B - FY 2007/2008)								
Clean Truck Program - Managed by SCAQMD- COMPLETED	49,000,000							
CARB Adv Tech Electric Yard Demonstration	1,000,000		450,000	550,000				
Green Omni Terminal Demonstration Proj - Pass through to Pasha, TransPower (WO# 78190) - \$88k admin direct	14,510,400					7,000,000	7,510,400	
<b><u>Urban Area Security Initiative (UASI)</u></b>								
FY 12 Urban Areas Security Initiative - Table Top Exercise Planning (WO 68319); MLETC Training (68316)	132,000			121,123				
FY 13 Urban Areas Security Initiative - Table Top Planning (68319)	100,000				100,000			
<b>Sub-totals</b>	<b>\$ 328,788,244</b>		<b>\$ 63,577,904</b>	<b>\$ 97,814,205</b>	<b>\$ 27,354,067</b>	<b>\$ 45,668,997</b>	<b>\$ 12,062,400</b>	<b>\$ -</b>
<b><u>Foundation/Endowments</u></b>								
<b>Sub-totals</b>	<b>\$ 4,000</b>		<b>\$ -</b>	<b>\$ -</b>	<b>\$ -</b>	<b>\$ -</b>	<b>\$ -</b>	<b>\$ -</b>
* Originally awarded by ODP and subsequently transferred to Office of Grants & Training								
** Originally awarded by TSA and subsequently transferred to DOJ then FEMA								
<b>Sum of Federal &amp; State Grants</b>	<b>\$ 492,841,101</b>		<b>\$ 107,755,002</b>	<b>\$ 111,841,310</b>	<b>\$ 37,643,755</b>	<b>\$ 52,646,907</b>	<b>\$ 15,283,400</b>	<b>\$ 2,325,000</b>
Capital			\$ 99,910,122	\$ 107,355,877	\$ 35,315,880	\$ 39,437,125	\$ 3,647,900	
Operating			\$ 953,646	\$ 3,935,433	\$ 761,875	\$ 1,546,882	\$ 625,000	\$ 625,000
Passthroughs (Non-Operating)			\$ 6,823,558	\$ 550,000	\$ 1,566,000	\$ 11,662,900	\$ 9,510,500	\$ 200,000
3rd Party Administration - Not on Harbor Department's Financial Records			\$ -	\$ -		\$ -	\$ 1,500,000	\$ 1,500,000