



AUDIT COMMITTEE

Report to the
Board of Harbor Commissioners

Item #2

DATE: DECEMBER 10, 2015
TO: AUDIT COMMITTEE OF THE BOARD OF HARBOR COMMISSIONERS
SUBJECT: CAPITAL IMPROVEMENT PROGRAM REPORT

The following items are transmitted to the Audit Committee:

1. Fiscal Year 2015/2016 CIP Budget to Actual Expenditure Report Expenditures– This document compares Fiscal Year 2015/2016 CIP budget to actual expenditures through October 2015.
2. CIP Status Report – This document lists current CIP projects, project status, design and construction finish dates, budget, budget and schedule trends, project budget spent to date, percent of project budget spent to date, and comments.


FOR EUGENE D. SEROKA
Executive Director

Attachments:

Transmittal 1: Fiscal Year 2015/2016 CIP Budget to Actual Expenditure Report

Transmittal 2: CIP Status Report (Actuals thru October 2015)

Author: D. Walsh, Engineering




Fiscal Year 2015/2016 CIP Budget to Actual Expenditure Report

| | <u>Budget</u> | | <u>Actuals Thru October 2015</u> | <u>Percentage Spent</u> |
|------------------------------|-----------------------|-----------|--------------------------------------|-------------------------|
| <u>In-House Labor</u> | | | | |
| Engineering | \$ 6,958,225 | \$ | 1,938,290 | 27.9% |
| Construction | \$ 7,417,769 | \$ | 2,535,920 | 34.2% |
| Environmental | \$ 490,844 | \$ | 78,456 | 16.0% |
| Const. and Maint. | \$ 1,820,359 | \$ | 270,279 | 14.8% |
| <u>Consultants</u> | | | | |
| Design Services | \$ 10,548,657 | \$ | 2,032,468 | 19.3% |
| Env. Services | \$ 6,992,609 | \$ | 284,101 | 4.1% |
| Construction Mgmt. | \$ 10,370,116 | \$ | 2,707,569 | 26.1% |
| Misc. Prof Services | \$ 557,058 | \$ | - | 0.0% |
| <u>Construction</u> | \$ 125,639,599 | \$ | 29,355,241 | 23.4% |
| <u>Miscellaneous</u> | | | | |
| Materials/Equipment | \$ 5,406,979 | \$ | 761,736 | 14.1% |
| Other | \$ 22,634,489 | \$ | 2,636,067 | 11.6% |
| <u>Grand Total</u> | \$ 198,836,704 | \$ | 42,600,127 | 21.4% |
| | | | Time Elapsed | 33.3% |




Summary of Audit Committee Status Report

| | |
|------------------------------------|------------------------|
| Total No. of CIP Projects | 114 |
| Total Value of CIP Projects | \$1,337,381,390 |

Schedule

| | | | |
|--|------------------------|---|------------|
| Number of projects on schedule | 107 |  | 94% |
| Number of projects at risk of falling behind schedule | 0 |  | 0% |
| Number of projects behind schedule | 7 |  | 6% |
| Total dollar value of projects on schedule | \$1,215,444,414 | | |
| Percent of total dollar value on schedule | 91% | | |

Budget

| | | | |
|---|------------------------|---|------------|
| Number of projects on budget | 113 |  | 99% |
| Number of projects which may exceed budget | 0 |  | 0% |
| Number of projects requiring budget adjustment | 1 |  | 1% |
| Total dollar value of projects on budget | \$1,336,726,665 | | |
| Percent of total dollar value on budget | 100% | | |

The Engineering Division is currently tracking a total of 114 active Capital projects representing just under \$1.34B in total project value. From a budget perspective, 113 of these projects, or roughly 99% of all projects, are currently tracking on budget.

The 1 project that is either over budget or at risk of being over budget is:

- 1) The Cabrillo Beach Eel Grass Mitigation Site. Contractor quote exceeded estimate and is under evaluation;

Projects that are behind schedule include:

- 1) Two projects for the B. 121-131 (Yang Ming) Terminal Improvements are under re-evaluation of the projects alignment with the Business Development Plan; A new proposed Term Sheet is being prepared.
- 3) The Cabrillo Beach Eel Grass Mitigation Site project is under evaluation and has been deferred to next fiscal year;
- 4) Four projects in the SNAP Program that are delayed due to a re-evaluation of the space needs of the HAB Building;

Audit Committee Status Report

Actuals Thru: October 2015

| Project Title | Project Status | Design Finish | Percent Design Complete | Construction Finish | Percent Constr. Complete | Schedule Trend | Projected Cost | Spent To Date | Percent Spent To Date | Budget Trend | Comments |
|--|----------------|---------------|-------------------------|---------------------|--------------------------|----------------|----------------------|--------------------|-----------------------|--------------|------------------------------------|
| I. Terminals | | | | | | | | | | | |
| Berth 90-93 - World Cruise Center | | | | | | | | | | | |
| 1. B. 93 - Cruise Terminal - Customs and Border Protection Improvements (2525300) | Design | 06/30/16 | 90% | 02/28/18 | 0% | ✓ | \$2,740,000 | \$247,160 | 9% | ✓ | |
| 2. B. 91-93 - Alternative Maritime Power (AMP) Upgrade and Retrofit (2527300) | Bid and Award | 11/25/15 | 100% | 09/26/17 | 0% | ✓ | \$12,890,000 | \$314,878 | 2% | ✓ | |
| 5. B. 93 - Replacement of Elevator No. 6 (2528700) | Construction | | N/A | 07/15/16 | 1% | ✓ | \$200,000 | \$0 | 0% | ✓ | |
| 7. B. 93 - Elevator No. 4 Modernization (2534600) | Bid and Award | | N/A | 06/24/16 | 0% | ✓ | \$200,000 | \$0 | 0% | ✓ | |
| BERTH 90-93 - WORLD CRUISE CENTER TOTAL | | | | | | | \$16,030,000 | \$562,039 | 4% | | |
| Berth 100-102 - China Shipping Container Terminal | | | | | | | | | | | |
| 1. B. 100-102 - Marine Operations Building (2454300) | Hold | 08/31/14 | 100% | 04/30/17 | 0% | ✓ | \$13,800,000 | \$2,123,948 | 15% | ✓ | |
| 2. B. 100-102 - Crane Maintenance Building (2502600) | Hold | 08/31/14 | 100% | 04/30/17 | 0% | ✓ | \$5,700,000 | \$611,537 | 11% | ✓ | |
| 3. B. 97 - 109 - China Shipping Container Terminal Supplemental EIR (2535300) | Environmental | | N/A | 11/15/16 | 20% | ✓ | \$100,000 | \$3,461 | 3% | ✓ | |
| OTHER TOTAL | | | | | | | \$19,600,000 | \$2,738,947 | 14% | | |
| BERTH 100-102 - CHINA SHIPPING CONTAINER TERMINAL TOTAL | | | | | | | \$19,600,000 | \$2,738,947 | 14% | | |
| Berth 121-131 - Yang Ming Container Terminal | | | | | | | | | | | |
| 1. Phase I & II | | | | | | | | | | | |
| 1. B. 121-131 - Wharf Upgrades (2449000) | Hold | 04/10/16 | 5% | 04/10/18 | 0% | ✗ | \$106,700,000 | \$2,425,783 | 2% | ✓ | |
| 2. B. 121-131 - West Basin Intermodal Container Transfer Facility (WBICTF) Expansion (2481000) | Hold | 04/10/16 | 0% | 04/10/18 | 0% | ✗ | \$11,100,000 | \$434,548 | 4% | ✓ | |
| 4. B. 121-131 - Terminal Redevelopment - Planning and Environmental (2523200) | Environmental | | N/A | 06/15/17 | 40% | ✓ | \$3,550,000 | \$975,573 | 27% | ✓ | 12/2/15 PDC schedule & cost change |
| 5. B. 121 - Yang Ming Administration Building Re-roof (2528800) | Construction | | N/A | 06/30/16 | 25% | ✓ | \$255,000 | \$163,440 | 64% | ✓ | |
| 6. B. 121-126 - Electrical Upgrades - Vacuum Breakers (2533600) | Bid and Award | | N/A | 06/24/16 | 0% | ✓ | \$550,000 | \$4,581 | 1% | ✓ | |
| PHASE I & II TOTAL | | | | | | | \$122,155,000 | \$4,003,924 | 3% | | |
| BERTH 121-131 - YANG MING CONTAINER TERMINAL TOTAL | | | | | | | \$122,155,000 | \$4,003,924 | 3% | | |

Audit Committee Status Report

Actuals Thru: October 2015

| Project Title | Project Status | Design Finish | Percent Design Complete | Construction Finish | Percent Constr. Complete | Schedule Trend | Projected Cost | Spent To Date | Percent Spent To Date | Budget Trend | Comments |
|---|----------------|---------------|-------------------------|---------------------|--------------------------|----------------|----------------------|----------------------|-----------------------|--------------|------------------------------------|
| Berth 135-147 - TRAPAC Container Terminal | | | | | | | | | | | |
| 2. B. 142-143 - Backland Improvements - Phases 2-4 (2449800) | Construction | 09/09/13 | 100% | 03/22/17 | 55% | ✓ | \$143,422,405 | \$78,593,071 | 55% | ✓ | |
| 3. B. 142-147 - ICTF (2455100) | Construction | 09/08/13 | 100% | 02/02/16 | 70% | ✓ | \$85,865,560 | \$55,055,839 | 64% | ✓ | |
| 4. RB 136-139 - Terminal Buildings & Main Gate (2458500) | Construction | 08/22/12 | 100% | 12/24/15 | 99% | ✓ | \$80,000,000 | \$72,472,078 | 91% | ✓ | |
| 6. B. 134-135 - Backland Expansion (5-acre) (2513800) | Design | 01/27/16 | 95% | 04/21/17 | 0% | ✓ | \$10,753,500 | \$280,233 | 3% | ✓ | |
| 8. B. 142 - Crane Maintenance Building (2517700) | Construction | 01/31/15 | 100% | 08/02/17 | 5% | ✓ | \$9,480,302 | \$713,220 | 8% | ✓ | |
| 9. B. 136-139 - Terminal Electrification Improvements - Environmental (2536400) | Environmental | | N/A | 03/14/16 | 1% | ✓ | \$300,000 | \$239 | 0% | ✓ | 12/2/15 PDC schedule & cost change |
| 10. B. 142-147 - Lead Track Extension (2536600) | Planning | 05/31/16 | 0% | 12/31/17 | 0% | ✓ | \$100,000 | \$0 | 0% | ✓ | |
| BERTH 135-147 - TRAPAC CONTAINER TERMINAL TOTAL | | | | | | | \$329,921,767 | \$207,114,680 | 63% | | |
| Berth 212-224 - YTI Container Terminal | | | | | | | | | | | |
| 3. B. 214 - 220 - Redevelopment (2519800) | Construction | 03/25/15 | 100% | 05/12/17 | 5% | ✓ | \$49,575,140 | \$4,941,423 | 10% | ✓ | |
| 4. B. 214-220 - Alternative Maritime Power (AMP) Improvements (2532500) | Construction | 03/25/15 | 100% | 05/12/17 | 5% | ✓ | \$12,722,498 | \$26,718 | 0% | ✓ | |
| 5. B. 212-224 - Intermodal Container Transfer Facility (ICTF) Expansion (2533300) | Design | 04/29/16 | 80% | 10/02/17 | 0% | ✓ | \$6,455,400 | \$76,876 | 1% | ✓ | |
| 6. B. 214-220 - 480V Main Breakers Replacement (2533500) | Construction | 02/12/15 | 100% | 05/12/17 | 5% | ✓ | \$1,500,000 | \$7,390 | 0% | ✓ | |
| 7. B. 212 - Underground Valves Replacement (2534300) | Construction | | N/A | 06/30/16 | 1% | ✓ | \$81,820 | \$0 | 0% | ✓ | |
| BERTH 212-224 - YTI CONTAINER TERMINAL TOTAL | | | | | | | \$70,334,858 | \$5,052,407 | 7% | | |
| Berth 222-236 - Development | | | | | | | | | | | |
| 2. B. 226-236 - Leak Detection And Warning System (2519400) | Construction | 03/24/14 | 100% | 06/12/16 | 10% | ✓ | \$300,000 | \$231,669 | 77% | ✓ | |
| 3. B. 226-236 - Terminal Improvements - Planning and Environmental (2524200) | Environmental | | N/A | 12/08/16 | 40% | ✓ | \$3,360,000 | \$1,229,041 | 37% | ✓ | 12/2/15 PDC Schedule change |
| 5. B. 228-230 - Alternative Maritime Power (AMP) Upgrade and Retrofit (2529400) | Design | 01/12/17 | 40% | 07/14/19 | 0% | ✓ | \$7,000,000 | \$21,534 | 0% | ✓ | |
| 6. B. 226-236 Terminal Improvements - Wharf and Backlands (2531200) | Design | 01/12/17 | 40% | 07/14/19 | 0% | ✓ | \$36,110,035 | \$183,225 | 1% | ✓ | |
| BERTH 222-236 - DEVELOPMENT TOTAL | | | | | | | \$46,770,035 | \$1,665,469 | 4% | | |

Audit Committee Status Report

Actuals Thru: October 2015

| Project Title | Project Status | Design Finish | Percent Design Complete | Construction Finish | Percent Constr. Complete | Schedule Trend | Projected Cost | Spent To Date | Percent Spent To Date | Budget Trend | Comments |
|--|----------------|---------------|-------------------------|---------------------|--------------------------|----------------|----------------------|--------------------|-----------------------|--------------|-----------------------------|
| Berth 300-306 - Development | | | | | | | | | | | |
| 1. RB 301-305 - Buildings, Gates, and Backland Development (2489000) | Hold | 08/04/17 | 2% | 01/21/20 | 0% | ✔ | \$30,000,000 | \$617,429 | 2% | ✔ | |
| 2. B. 306 - Wharf and Backland Development (2489100) | Design | 02/01/17 | 30% | 01/21/20 | 0% | ✔ | \$163,000,000 | \$520,282 | 0% | ✔ | |
| 4. B. 306 - Alternative Maritime Power (AMP) (2506800) | Design | 02/01/17 | 45% | 01/31/20 | 0% | ✔ | \$9,090,000 | \$38,027 | 0% | ✔ | |
| 5. B. 302-305 - Fender Replacement (2527900) | Construction | | N/A | 03/31/16 | 85% | ✔ | \$367,400 | \$72,875 | 20% | ✔ | |
| 6. B. 300 - Fire Life Safety System Replacement (2533800) | Construction | | N/A | 02/29/16 | 80% | ✔ | \$1,131,459 | \$4,135 | 0% | ✔ | |
| 7. B. 300 - Rail Yard Equipment Replacement (2536100) | Bid and Award | | N/A | 06/30/16 | 0% | ✔ | \$50,000 | \$0 | 0% | ✔ | |
| BERTH 300-306 - DEVELOPMENT TOTAL | | | | | | | \$203,638,859 | \$1,252,748 | 1% | | |
| Berth 400-409 - Development | | | | | | | | | | | |
| 2. Pier 400 - Pavement Replacement (2521800) | Construction | 03/19/14 | 100% | 12/31/16 | 50% | ✔ | \$700,000 | \$218,598 | 31% | ✔ | 12/2/15 PDC Schedule change |
| 3. B. 402-403 - Expansion Joint Repaving (2536300) | Design | 12/07/15 | 95% | 02/01/16 | 0% | ✔ | \$79,000 | \$9,612 | 12% | ✔ | |
| BERTH 400-409 - DEVELOPMENT TOTAL | | | | | | | \$779,000 | \$228,210 | 29% | | |
| Motems | | | | | | | | | | | |
| 1. B. 238 - MOTEMS- ExxonMobil (2489900) | Planning | 09/10/18 | 0% | 03/09/20 | 0% | ✔ | \$25,675,000 | \$2,322,932 | 9% | ✔ | |
| 2. B. 167-169 - MOTEMS- Shell (2493600) | Design | 11/07/16 | 40% | 03/16/20 | 0% | ✔ | \$22,540,338 | \$2,774,947 | 12% | ✔ | |
| 3. B. 163 - MOTEMS- NuStar (2493700) | Planning | 07/02/18 | 0% | 06/08/20 | 0% | ✔ | \$23,976,000 | \$1,322,855 | 6% | ✔ | |
| 4. B. 148-151 - MOTEMS- Phillips 66 (2493800) | Planning | 07/16/18 | 0% | 01/13/20 | 0% | ✔ | \$24,626,142 | \$2,024,331 | 8% | ✔ | |
| 5. B. 164 - MOTEMS - Valero (2493900) | Environmental | 12/11/17 | 0% | 06/10/19 | 0% | ✔ | \$11,225,000 | \$1,484,755 | 13% | ✔ | |
| 6. B. 187-191 - MOTEMS- Vopak (2494000) | Planning | 02/16/17 | 0% | 01/10/19 | 0% | ✔ | \$61,561,271 | \$2,733,621 | 4% | ✔ | |
| 8. B. 163 - MOTEMS Repairs - Nustar (2524400) | Construction | 05/31/14 | 100% | 08/09/16 | 50% | ✔ | \$934,058 | \$484,364 | 52% | ✔ | |
| 9. B. 164 - MOTEMS Repairs - Valero (2524500) | Construction | 05/31/14 | 100% | 08/09/16 | 50% | ✔ | \$960,000 | \$97,608 | 10% | ✔ | |
| 10. B. 187-190 - MOTEMS Repairs (2524600) | Hold | 03/03/15 | 0% | 03/03/16 | 0% | ✔ | \$3,575,000 | \$375 | 0% | ✔ | |

Audit Committee Status Report

Actuals Thru: October 2015

| Project Title | Project Status | Design Finish | Percent Design Complete | Construction Finish | Percent Constr. Complete | Schedule Trend | Projected Cost | Spent To Date | Percent Spent To Date | Budget Trend | Comments |
|--|----------------|---------------|-------------------------|---------------------|--------------------------|----------------|----------------------|----------------------|-----------------------|--------------|----------------|
| MOTEMS TOTAL | | | | | | | \$175,072,809 | \$13,245,788 | 8% | | |
| Miscellaneous Terminal Improvements | | | | | | | | | | | |
| 2. B. 196-199 & 200A - Wharf Rehabilitation (2516600) | Bid and Award | 11/10/15 | 100% | 09/11/17 | 0% | ✓ | \$12,311,500 | \$1,728,178 | 14% | ✓ | |
| 4. B. 179-180 - Warehouse Re-roof (2529000) | Bid and Award | | N/A | 06/30/16 | 0% | ✓ | \$550,000 | \$9,871 | 2% | ✓ | |
| 9. B. 153-155 - Sewer Line Replacement (2535900) | Construction | | N/A | 04/30/16 | 30% | ✓ | \$125,000 | \$85,578 | 68% | ✓ | |
| MISCELLANEOUS TERMINAL IMPROVEMENTS TOTAL | | | | | | | \$12,986,500 | \$1,823,627 | 14% | | |
| TERMINALS TOTAL | | | | | | | \$997,288,828 | \$237,687,839 | 24% | | |
| II. Transportation | | | | | | | | | | | |
| Transportation Improvements | | | | | | | | | | | |
| 3. I-110/SR 47 Connector Improvement (2466100) | Construction | 06/19/13 | 100% | 06/26/16 | 50% | ✓ | \$21,000,000 | \$11,435,715 | 54% | ✓ | |
| 4. John S. Gibson Intersection & NB I-110 Ramp Access Improvements (2469900) | Construction | 06/19/13 | 100% | 06/26/16 | 50% | ✓ | \$32,100,000 | \$21,143,324 | 66% | ✓ | |
| 5. C Street/I-110 Access Ramp Improvements (2485200) | Construction | 07/31/13 | 100% | 01/05/17 | 59% | ✓ | \$51,000,000 | \$24,796,022 | 49% | ✓ | |
| 7. B. 200 - Rail Yard Track Connections (2513000) | Construction | 12/12/12 | 100% | 04/30/17 | 90% | ✓ | \$25,000,000 | \$22,088,565 | 88% | ✓ | |
| 8. Avalon and Fries Street Closures Environmental Assessment (2516700) | Hold | 08/08/12 | N/A | 12/31/14 | 60% | ✓ | \$575,172 | \$432,346 | 75% | ✓ | |
| 10. At-Grade Rail Crossing Protection System for Anaheim St. Rail Crossing of McFarland Lead Track (2524100) | Bid and Award | 08/31/15 | 100% | 12/31/16 | 0% | ✓ | \$288,623 | \$150,130 | 52% | ✓ | |
| 13. SCIG Bridge and Road Review (2532200) | Design | 06/30/16 | 65% | | N/A | ✓ | \$199,910 | \$28,354 | 14% | ✓ | |
| 14. State Route 47/Vincent Thomas Bridge & Front St./Harbor Blvd Interchange Reconfiguration - Study Reports (2533400) | Design | 02/28/17 | 3% | | N/A | ✓ | \$1,500,000 | \$0 | 0% | ✓ | |
| 15. Front Street and Pacific Avenue - Vehicular Signage (2536800) | Planning | 12/14/15 | N/A | 01/28/16 | 0% | ✓ | \$10,500 | \$0 | 0% | ✓ | new work order |
| 16. B. 118-120 - Access Roadway Traffic Safety Improvements (2537100) | Planning | 02/29/16 | 0% | 06/29/16 | 0% | ✓ | \$50,000 | \$0 | 0% | ✓ | new work order |
| 17. Falcon Street Intersection Traffic Safety Improvements (2537200) | Planning | 02/29/16 | 0% | 06/29/16 | 0% | ✓ | \$60,080 | \$0 | 0% | ✓ | new work order |
| 18. Wilmington Marina Parking Striping Improvements (2537300) | Planning | 12/06/15 | N/A | 01/20/16 | 0% | ✓ | \$20,000 | \$0 | 0% | ✓ | new work order |
| TRANSPORTATION IMPROVEMENTS TOTAL | | | | | | | \$131,804,285 | \$80,074,456 | 61% | | |

Audit Committee Status Report

Actuals Thru: October 2015

| Project Title | Project Status | Design Finish | Percent Design Complete | Construction Finish | Percent Constr. Complete | Schedule Trend | Projected Cost | Spent To Date | Percent Spent To Date | Budget Trend | Comments |
|---|----------------|---------------|-------------------------|---------------------|--------------------------|----------------|----------------------|---------------------|-----------------------|--------------|-----------------------------|
| TRANSPORTATION TOTAL | | | | | | | \$131,804,285 | \$80,074,456 | 61% | | |
| IV. Public Access/Environmental Enhancements | | | | | | | | | | | |
| Port-Wide Public Enhancements | | | | | | | | | | | |
| 1. Front Street Beautification (2504700) | Construction | 08/31/15 | 100% | 07/31/17 | 5% | ✓ | \$6,850,000 | \$1,503,374 | 22% | ✓ | |
| PORT-WIDE PUBLIC ENHANCEMENTS TOTAL | | | | | | | \$6,850,000 | \$1,503,374 | 22% | | |
| Los Angeles Waterfront | | | | | | | | | | | |
| 1. San Pedro Waterfront | | | | | | | | | | | |
| 5. San Pedro Waterfront - B. 57 - Wharf Retrofit and Signal Street Improvements (2500600) | Design | 04/02/17 | 12% | 03/29/19 | 0% | ✓ | \$58,216,476 | \$2,746,581 | 5% | ✓ | |
| 7. San Pedro Waterfront - Sampson Way Roadway Improvements - 7th Street & Harbor Blvd. Intersection (2509400) | Design | 02/14/16 | 90% | 02/13/18 | 0% | ✓ | \$13,600,000 | \$1,579,942 | 12% | ✓ | |
| 14. San Pedro Waterfront - B. 57 - AltaSea Environmental Assessment (2531800) | Environmental | | N/A | 06/30/16 | 5% | ✓ | \$1,000,000 | \$80,490 | 8% | ✓ | |
| 15. San Pedro Waterfront - Ports O' Call Promenade and Town Square (2532100) | Design | 12/31/16 | 20% | 12/31/18 | 0% | ✓ | \$32,900,000 | \$235,937 | 1% | ✓ | |
| 16. San Pedro Waterfront - Paid Parking for Ports O'Call Village and Bluff Parking Lot (2532300) | Hold | 03/31/16 | 0% | 06/30/17 | 0% | ✓ | \$5,700,000 | \$4,069 | 0% | ✓ | |
| 17. B. 80 - Fisherman Seafood Building Demolition (2535500) | Hold | 09/15/15 | 75% | 02/15/16 | 0% | ✓ | \$275,000 | \$9,065 | 3% | ✓ | |
| 18. San Pedro Waterfront - Downtown Harbor - Dedication Plaque (2536200) | Design | 01/30/16 | 20% | 05/29/16 | 0% | ✓ | \$25,000 | \$698 | 3% | ✓ | |
| SAN PEDRO WATERFRONT TOTAL | | | | | | | \$111,716,476 | \$4,656,782 | 4% | | |
| 2. Wilmington Waterfront Development | | | | | | | | | | | |
| 3. Wilmington Waterfront Park Street Vacations (2525600) | Design | 07/02/16 | 80% | | N/A | ✓ | \$140,000 | \$85,311 | 61% | ✓ | |
| 4. Wilmington Waterfront Park Slope Improvements (2532600) | Bid and Award | 09/30/15 | 100% | 07/14/16 | 0% | ✓ | \$260,000 | \$22,098 | 8% | ✓ | |
| 5. Wilmington Waterfront Promenade (2533000) | Design | 06/30/17 | 5% | 12/31/20 | 0% | ✓ | \$52,200,000 | \$51,864 | 0% | ✓ | |
| 6. B. 184-185 - Catalina Freight Demolition (2533100) | Design | 06/30/17 | 20% | 09/30/18 | 0% | ✓ | \$500,000 | \$86 | 0% | ✓ | 12/2/15 PDC Schedule change |
| WILMINGTON WATERFRONT DEVELOPMENT TOTAL | | | | | | | \$53,100,000 | \$159,359 | 0% | | |
| LOS ANGELES WATERFRONT TOTAL | | | | | | | \$164,816,476 | \$4,816,140 | 3% | | |

Audit Committee Status Report

Actuals Thru: October 2015

| Project Title | Project Status | Design Finish | Percent Design Complete | Construction Finish | Percent Constr. Complete | Schedule Trend | Projected Cost | Spent To Date | Percent Spent To Date | Budget Trend | Comments |
|--|----------------|---------------|-------------------------|---------------------|--------------------------|----------------|----------------------|--------------------|-----------------------|--------------|----------|
| Environmental Enhancements | | | | | | | | | | | |
| 2. 2013 Biological Surveys of Los Angeles and Long Beach Harbors (2518700) | Environmental | 02/08/13 | N/A | 02/28/16 | 90% | ✓ | \$551,968 | \$501,483 | 91% | ✓ | |
| 3. Pier 300/Seaplane Lagoon - Eelgrass Mitigation Site - Preliminary Design and Planning (2525700) | Hold | 12/31/15 | 2% | | N/A | ✓ | \$400,000 | \$8,325 | 2% | ✓ | |
| 4. Cabrillo Beach Eelgrass Mitigation Site (2527200) | Hold | 09/30/14 | 100% | 05/15/15 | 0% | ✗ | \$654,725 | \$91,377 | 14% | ✗ | |
| 6. DWP Recycled Water Line - San Pedro (2532700) | Hold | 09/01/18 | 0% | 03/01/21 | 0% | ✓ | \$10,000,000 | \$0 | 0% | ✓ | |
| 7. B. 153 - Cargo Shed Roof Replacement (2536900) | Bid and Award | | N/A | 07/31/16 | 0% | ✓ | \$609,000 | \$0 | 0% | ✓ | |
| 8. B. 154-155 - Cargo Shed Roof Replacement (2537000) | Bid and Award | | N/A | 07/31/16 | 0% | ✓ | \$791,000 | \$0 | 0% | ✓ | |
| ENVIRONMENTAL ENHANCEMENTS TOTAL | | | | | | | \$13,006,693 | \$601,184 | 5% | | |
| PUBLIC ACCESS/ENVIRONMENTAL ENHANCEMENTS TOTAL | | | | | | | \$184,673,169 | \$6,920,698 | 4% | | |
| V. Maritime Services | | | | | | | | | | | |
| Harbor Department Facilities | | | | | | | | | | | |
| 1. B. 161 - Marine Ways Modifications (2486100) | Design | 12/31/15 | 90% | 04/30/17 | 0% | ✓ | \$2,020,000 | \$340,632 | 17% | ✓ | |
| 4. Harbor Administration Building - HVAC Replacement (2509600) | Design | 03/28/16 | 80% | 09/30/17 | 0% | ✓ | \$5,100,000 | \$403,277 | 8% | ✓ | |
| 6. B. 68 - Port Pilot Station Dispatch Center Window Replacement (2517300) | Bid and Award | 07/30/15 | 100% | 06/30/16 | 0% | ✓ | \$165,000 | \$70,310 | 43% | ✓ | |
| 7. Harbor Administration Building - 4th Floor Furniture Purchase (2517900) | Hold | 12/31/14 | 10% | 12/31/16 | 0% | ✗ | \$1,975,250 | \$75,116 | 4% | ✓ | |
| 8. Harbor Administration Building - 1st Floor and Mail Room Furniture (2518000) | Hold | 12/31/14 | 10% | 12/31/16 | 0% | ✗ | \$221,000 | \$35,649 | 16% | ✓ | |
| 9. Harbor Administration Building - 2nd Floor Information Technology Furniture (2518100) | Hold | 12/31/14 | 10% | 12/31/16 | 0% | ✗ | \$221,000 | \$20,676 | 9% | ✓ | |
| 10. Harbor Administration Building - 3rd Floor Furniture Removal & Installation (2518200) | Hold | 12/31/14 | 30% | 12/31/16 | 0% | ✗ | \$1,065,000 | \$79,261 | 7% | ✓ | |
| 13. B. 161 C & M - Garage Remodel (2523100) | Hold | 06/29/14 | 10% | 01/25/15 | 0% | ✓ | \$75,000 | \$0 | 0% | ✓ | |
| 14. B. 68 - Port Pilot Station Back Up Generator and Electrical Upgarde (2524300) | Design | 01/29/16 | 40% | 09/30/16 | 0% | ✓ | \$460,500 | \$32,622 | 7% | ✓ | |
| 15. B. 68 - Port Pilot Station Portable Buildings Replacement (2526100) | Construction | | N/A | 07/31/16 | 5% | ✓ | \$500,000 | \$108,132 | 22% | ✓ | |
| 17. Harbor Administration Building - 2nd Floor & 5th Floor Kitchen Remodel (2527500) | Construction | 02/28/15 | 100% | 01/29/16 | 5% | ✓ | \$160,000 | \$69,656 | 44% | ✓ | |

Audit Committee Status Report

Actuals Thru: October 2015

| Project Title | Project Status | Design Finish | Percent Design Complete | Construction Finish | Percent Constr. Complete | Schedule Trend | Projected Cost | Spent To Date | Percent Spent To Date | Budget Trend | Comments |
|---|----------------|---------------|-------------------------|---------------------|--------------------------|----------------|---------------------|--------------------|-----------------------|--------------|----------|
| 18. Liberty Hill Plaza HVAC System Upgrade (2528300) | Construction | | N/A | 03/24/16 | 10% | ✓ | \$210,000 | \$2,091 | 1% | ✓ | |
| 23. B. 161 - Boat Maintenance Cradle Modifications (2530600) | Construction | | N/A | 06/30/16 | 1% | ✓ | \$370,000 | \$0 | 0% | ✓ | |
| 25. 338 Cannery Street - Administration Building AC Replacement (2531900) | Construction | 04/15/15 | 100% | 05/31/16 | 90% | ✓ | \$100,000 | \$43,794 | 44% | ✓ | |
| 26. B. 161 - Electrical Equipment Retrofit - Phase 2 (2532000) | Construction | | N/A | 12/07/15 | 95% | ✓ | \$70,000 | \$44,750 | 64% | ✓ | |
| 27. Klein Billing and Port Pilot Systems Enhancement (2532400) | Construction | | N/A | 08/31/20 | 2% | ✓ | \$1,618,000 | \$0 | 0% | ✓ | |
| 28. Web-Based Construction Management System (2532900) | Bid and Award | | N/A | 03/31/16 | 0% | ✓ | \$150,000 | \$13,619 | 9% | ✓ | |
| 29. B. 161 - Repave Yard and Remove Rail (2533700) | Construction | | N/A | 06/24/16 | 1% | ✓ | \$168,000 | \$4,431 | 3% | ✓ | |
| 31. B. 73X - Restroom Re-Roof (2534100) | Construction | | N/A | 04/12/16 | 15% | ✓ | \$17,936 | \$10,861 | 61% | ✓ | |
| 32. Liberty Hill Plaza - Replacement of all Doors (2534200) | Construction | | N/A | 06/14/16 | 5% | ✓ | \$85,000 | \$0 | 0% | ✓ | |
| 33. B. 161 - Boat Shop Dust Filtration System (2534800) | Bid and Award | | N/A | 06/24/16 | 0% | ✓ | \$36,000 | \$0 | 0% | ✓ | |
| 34. Harbor Administration Building - Elevator Gearbox Replacement (2535100) | Bid and Award | | N/A | 06/24/16 | 0% | ✓ | \$151,300 | \$0 | 0% | ✓ | |
| 35. B. 161 - Marine Ways Bridge Crane Electrical Infrastructure (2535800) | Bid and Award | | N/A | 06/23/16 | 0% | ✓ | \$74,000 | \$141 | 0% | ✓ | |
| 36. B. 161 - Replacement of Under Wharf Waterline (2536000) | Bid and Award | | N/A | 06/30/16 | 0% | ✓ | \$25,000 | \$0 | 0% | ✓ | |
| 37. Harbor Administration Building - Master Planning (2536500) | Planning | | N/A | 01/31/16 | 10% | ✓ | \$50,000 | \$1,783 | 4% | ✓ | |
| 38. 272 S. Fries Avenue Facility Parking Lot/Storage Area (2536700) | Bid and Award | | N/A | 06/30/16 | 0% | ✓ | \$69,000 | \$0 | 0% | ✓ | |
| HARBOR DEPARTMENT FACILITIES TOTAL | | | | | | | \$15,156,986 | \$1,356,801 | 9% | | |
| Miscellaneous Projects | | | | | | | | | | | |
| 2. Warehouse No. 1 - Elevator No. 1 Replacement (2515800) | Construction | | N/A | 01/15/16 | 95% | ✓ | \$188,732 | \$1,011 | 1% | ✓ | |
| 3. Badger Avenue Bridge Rehabilitation (2525000) | Design | 12/11/15 | 90% | 05/31/17 | 0% | ✓ | \$1,715,200 | \$307,440 | 18% | ✓ | |
| 4. B. 84 - Maritime Museum Wharf Rehabilitation (2526200) | Design | 12/31/15 | 80% | 06/30/17 | 0% | ✓ | \$3,900,000 | \$118,487 | 3% | ✓ | |
| 6. 300 Water Street - Office Building Re-Roof (2528900) | Hold | | N/A | 06/24/15 | 1% | ✓ | \$231,500 | \$2,125 | 1% | ✓ | |
| 7. Ports O'Call - American Disability Act Compliant Restrooms (2531700) | Construction | 08/30/15 | 100% | 03/31/16 | 5% | ✓ | \$841,240 | \$101,747 | 12% | ✓ | |

Audit Committee Status Report

Actuals Thru: October 2015

| Project Title | Project Status | Design Finish | Percent Design Complete | Construction Finish | Percent Constr. Complete | Schedule Trend | Projected Cost | Spent To Date | Percent Spent To Date | Budget Trend | Comments |
|--|----------------|---------------|-------------------------|---------------------|--------------------------|----------------|------------------------|----------------------|-----------------------|--------------|----------|
| 8. B. 73-93 - Pipeline Support Hangers Replacement (2534400) | Construction | | N/A | 06/24/16 | 1% | ✓ | \$189,755 | \$0 | 0% | ✓ | |
| 9. 2001 John S. Gibson Blvd. - Fire Life Safety System Replacement (2534500) | Bid and Award | | N/A | 06/24/16 | 0% | ✓ | \$331,694 | \$387 | 0% | ✓ | |
| 10. B. 68 - Wharf Upgrades and Deck Replacement (2534700) | Bid and Award | | N/A | 06/24/16 | 0% | ✓ | \$150,000 | \$0 | 0% | ✓ | |
| 11. B. 85 - Port Police Float System Replacement (2534900) | Bid and Award | | N/A | 06/24/16 | 0% | ✓ | \$630,000 | \$0 | 0% | ✓ | |
| 12. B. 95 - Catalina Channel Express - Waterside Improvements (2535400) | Construction | | N/A | 12/31/15 | 5% | ✓ | \$280,000 | \$17,926 | 6% | ✓ | |
| MISCELLANEOUS PROJECTS TOTAL | | | | | | | \$8,458,121 | \$549,122 | 6% | | |
| MARITIME SERVICES TOTAL | | | | | | | \$23,615,107 | \$1,905,922 | 8% | | |
| CIP TOTAL COST | | | | | | | \$1,337,381,390 | \$326,588,916 | 24% | | |