









# PORT OF LA OPERATIONS REPORT (Monday, January 24, 2022)



<b>Vessels in Port (POLA)</b>	16 containers, 1 tankers/ATB, 2 General/Bulk, 1 vehicle, 1 cruise, 1 reefer
<b>Container Vessel Update</b>	<p>(A) Vessels within 40 NM heading to San Pedro Bay: 6 (0% over 10k TEUs)  (POLA: 3; POLB: 3)</p> <p>(B) Vessels that are loitering/driftng/slow steaming heading to San Pedro Bay: 92 (41% over 10k TEUs)  (POLA: 54; POLB: 38)</p> <p>Total A + B (from above) heading to San Pedro Bay: 98* (39% over 10k TEUs)  (POLA: 57 approx. 264,000 TEU; POLB: 41)</p> <p>POLA bound vessels average days awaiting berth within 40 NM – 5.5 days <b>N/C</b></p>
<b>Terminal Update</b>	<p>POLA: 43 vessel gangs working, 9 gangs cut</p> <p>POLA Dwell time on terminal last 30 days (As of Jan 24): Local – 5 days <b>N/C</b> (11 days peak)</p> <p>POLA Dwell On-dock rail last 30 days (As of Jan 24): 2 days  (13.4 peak)</p> <p>Containers/chassis off terminal (As of Jan 24 - per POP website) (40'): 11 days <b>N/C</b> (11 days peak)</p> <p>POLA On-dock rail waiting to load (As of Jan 21): 3,870 total  6.5%</p> <p>POLA import containers on terminal (As of 08:00 Jan 24): 51,729  23.6%**; 13,481 nine days and over  5% **</p> <p>Empty containers on POLA terminal and off-dock POLA depots (As of 08:00 Jan 24): 69,238  5.7% **</p>

N/C = No change from previous day

Arrow direction = change from previous day/reporting period

\* November 16, 2021 there were 89 container vessels at anchor/driftng (POLA: 43; POLB: 45)

\*\* Percentage change from previous day