



AUDIT COMMITTEE

Report to the
Board of Harbor Commissioners

DATE: JANUARY 6, 2017
TO: AUDIT COMMITTEE OF THE BOARD OF HARBOR COMMISSIONERS
SUBJECT: CAPITAL IMPROVEMENT PROGRAM REPORT

The following items are transmitted to the Audit Committee:

1. Fiscal Year 2016/2017 CIP Budget to Actual Expenditure Report– This document compares Fiscal Year 2016/2017 CIP budget to actual expenditures through October 2016.
2. CIP Status Report – This document lists current CIP projects, project status, design and construction finish dates, budget, budget and schedule trends, project budget spent to date, percent of project budget spent to date, and comments.



EUGENE D. SEROKA
Executive Director

Attachments:

Transmittal 1: Fiscal Year 2016/2017 CIP Budget to Actual Expenditure Report

Transmittal 2: CIP Status Report (Actuals thru October 2016)

Author: David M. Walsh, P.E.
Chief Harbor Engineer




Fiscal Year 2016/2017 CIP Budget to Actual Expenditure Report

| | | <u>Budget</u> | | <u>Actuals Thru October 2017</u> | <u>Percentage Spent</u> |
|------------------------------|----|---------------|----|--------------------------------------|-------------------------|
| <u>In-House Labor</u> | | | | | |
| Engineering | \$ | 5,479,283 | \$ | 2,095,891 | 38.3% |
| Construction | \$ | 6,951,044 | \$ | 2,191,609 | 31.5% |
| Environmental | \$ | 237,392 | \$ | 38,946 | 16.4% |
| Const. and Maint. | \$ | 1,244,073 | \$ | 292,099 | 23.5% |
| <u>Consultants</u> | | | | | |
| Design Services | \$ | 8,412,105 | \$ | 998,078 | 11.9% |
| Env. Services | \$ | 6,411,856 | \$ | 693,356 | 10.8% |
| Construction Mgmt. | \$ | 7,603,874 | \$ | 1,427,115 | 18.8% |
| Misc. Prof Services | \$ | 521,892 | \$ | 28,000 | 5.4% |
| <u>Construction</u> | \$ | 85,403,252 | \$ | 17,006,822 | 19.9% |
| <u>Miscellaneous</u> | | | | | |
| Materials/Equipment | \$ | 4,000,737 | \$ | 904,144 | 22.6% |
| Other | \$ | 19,825,558 | \$ | 10,076,467 | 50.8% |
| <u>Grand Total</u> | \$ | 146,091,066 | \$ | 35,752,527 | 24.5% |
| | | | | Time Elapsed | 33.3% |




Summary of Audit Committee Status Report

| | |
|-----------------------------|-----------------|
| Total No. of CIP Projects | 114 |
| Total Value of CIP Projects | \$1,175,624,158 |

Schedule

| | | | |
|---|---------------|---|-----|
| Number of projects on schedule | 87 |  | 76% |
| Number of projects at risk of falling behind schedule | 9 |  | 8% |
| Number of projects behind schedule | 18 |  | 16% |
| Total dollar value of projects on schedule | \$946,264,092 | | |
| Percent of total dollar value on schedule | 80% | | |

Budget

| | | | |
|--|-----------------|---|-----|
| Number of projects on budget | 108 |  | 95% |
| Number of projects which may exceed budget | 0 |  | 0% |
| Number of projects requiring budget adjustment | 6 |  | 5% |
| Total dollar value of projects on budget | \$1,048,012,031 | | |
| Percent of total dollar value on budget | 89% | | |

The Engineering Division is currently tracking a total of 114 active Capital projects representing just under \$1.2B in total project value. From a budget perspective, 108 of these projects, or roughly 95% of all projects, are currently tracking on budget.

The 6 projects that are either over budget or at risk of being over budget include:

- 1) The Berth 93-Cruise Terminal Customs & Border Protection Improvement Project is projected to be over budget by approximately \$100K and PDC action is required;
- 2) Three projects for the B. 121-131 (Yang Ming) Terminal Improvements are under re-evaluation and a new term sheet is being contemplated. Additional cost escalation is required due to the continued delays in implementation. In addition, YML input has led to scope change and a corresponding cost increase for the ICTF element of the project;
- 3) The Ports O' Call ADA Restrooms Project is projected to be over budget by approximately \$350K and PDC action is required;
- 4) The Berth 181-Warehouse Re-Roof Project is projected to be over budget and PDC action is required;

There are a total of 18 projects behind schedule and 9 projects at risk of falling behind schedule. Of that total, 11 projects are on hold.

The projects that are behind schedule or are at risk of falling behind schedule include:

- 1) Two Berth 93 Elevator Replacement Projects are delayed several months and need PDC action to adjust schedule;
- 2) Two projects for the B. 100-102 China Shipping Terminal Improvements are delayed pending completion of a Supplemental EIR/EIS document;
- 3) Three projects for the B. 121-131 (Yang Ming) Terminal Improvements are delayed pending re-evaluation for a new Term Sheet under consideration;

- 4) The Berth 127-131 Alternative Maritime Power (AMP) Caddy System design is being revised and PDC action is required to adjust Budget and Schedule;
- 5) The West Basin Lead Track Project is delayed due to grant funding process and needs PDC Action to change the project schedule;
- 6) The Front Street Beautification Project is delayed and needs PDC Action to change the project schedule;
- 7) The Berth 161 Marine Ways Modification Project is delayed due to required redesign of the concrete slab. In addition the purpose and need of this project is under evaluation;
- 8) The HAB HVAC Replacement Project is on hold and delayed due to pending space needs evaluations;
- 9) Four projects in the SNAP Program are on-hold and delayed due to a re-evaluation of the space needs of the HAB Building;
- 10) The HAB Elevator Gear Box Replacement Project is delayed and needs PDC action to adjust schedule;
- 11) The Ports O' Call ADA Restroom project is delayed and needs PDC action to adjust schedule;
- 12) The schedule for The Berth 402-403 Expansion Joint Repair is under review and may need PDC action to adjust the schedule;
- 13) The schedules for one Motems project and three street resurfacing projects are under review and may require PDC action to adjust schedule;
- 14) The schedules for The SP Waterfront Promenade and Town Square and the Berth 80-83 Waterside Improvement Project are under review and may need PDC action to adjust the schedules;
- 15) The schedule for the Wilmington Ped Bridge is under review and may require PDC action to adjust schedule;
- 16) The schedule for the Port Police Dive House Improvements is under review and may require PDC action to adjust schedule.

**Audit Committee Status Report
(Actuals Thru: October 2016)**

| Project Title | Project Status | Design Finish | Percent Design Complete | Constr. Finish | Percent Constr. Complete | Sched. Trend | No. of PDC Revs. | Projected Cost | Spent To Date | Percent Spent To Date | Budg. Trend | No. of PDC Revs. | Comments |
|--|----------------|---------------|-------------------------|----------------|--------------------------|--------------|------------------|----------------|--------------------|-----------------------|-------------|------------------|---|
| I. Terminals | | | | | | | | | | | | | |
| Berth 90-93 - World Cruise Center | | | | | | | | | | | | | |
| 1. B. 93 - Cruise Terminal - Customs and Border Protection Improvements (2525300) | Design | 12/31/16 | 95% | 09/30/18 | 0% | ✓ | 2 | \$3,070,000 | \$448,960 | 15% | ⊗ | 3 | Need PDC action for Budget change |
| 2. B. 91-93 - Alternative Maritime Power (AMP) Upgrade and Retrofit (2527300) | Construction | 03/23/16 | 100% | 01/21/18 | 10% | ✓ | 2 | \$12,890,000 | \$689,086 | 5% | ✓ | | |
| 3. B. 93 - Replacement of Elevator No. 6 (2528700) | Construction | | N/A | 11/30/16 | 80% | ⊗ | 3 | \$253,796 | \$143,132 | 56% | ✓ | 2 | Need PDC Action to adjust Schedule |
| 4. B. 93 - Elevator No. 4 Modernization (2534600) | Construction | | N/A | 11/30/16 | 75% | ⊗ | 2 | \$245,780 | \$186,069 | 76% | ✓ | 2 | Need PDC Action to adjust Schedule |
| BERTH 90-93 - WORLD CRUISE CENTER TOTAL | | | | | | | | | \$1,467,248 | 9% | | | |
| Berth 100-102 - China Shipping Container Terminal | | | | | | | | | | | | | |
| 1. B. 100-102 - Marine Operations Building (2454300) | Hold | 08/31/14 | 100% | 04/30/17 | 0% | ⊗ | | \$13,800,000 | \$2,194,939 | 16% | ✓ | | |
| 2. B. 100-102 - Crane Maintenance Building (2502800) | Hold | 08/31/14 | 100% | 04/30/17 | 0% | ⊗ | | \$5,700,000 | \$639,185 | 11% | ✓ | | |
| 3. B. 97 - 109 - China Shipping Container Terminal Supplemental EIR (2535300) | Environmental | | N/A | 10/15/17 | 55% | ✓ | 1 | \$1,100,000 | \$296,357 | 27% | ✓ | 1 | December PDC Schedule change |
| OTHER TOTAL | | | | | | | | | \$3,130,481 | 15% | | | |
| BERTH 100-102 - CHINA SHIPPING CONTAINER TERMINAL TOTAL | | | | | | | | | \$3,130,481 | 15% | | | |
| Berth 121-131 - Yang Ming Container Terminal | | | | | | | | | | | | | |
| 1. Phase I & II | | | | | | | | | | | | | |
| 1. B. 121-131 - Wharf Upgrades (2449000) | Hold | 04/10/16 | 5% | 04/10/18 | 0% | ⊗ | | \$106,700,000 | \$2,592,302 | 2% | ⊗ | | |
| 2. B. 121-131 - West Basin Intermodal Container Transfer Facility (WBICTF) Expansion (2481000) | Hold | 04/10/16 | 0% | 04/10/18 | 0% | ⊗ | | \$11,100,000 | \$434,548 | 4% | ⊗ | | |
| 3. B. 121-131 - Terminal Redevelopment - Planning and Environmental (2523200) | Environmental | | N/A | 06/15/17 | 40% | ⊗ | 1 | \$3,550,000 | \$1,689,458 | 48% | ⊗ | 1 | Need PDC action to adjust Schedule and Budget |
| 4. B. 121-126 - Electrical Upgrades - Vacuum Breakers (2533600) | Completed | | N/A | 11/17/16 | 100% | ✓ | 1 | \$605,000 | \$441,388 | 73% | ✓ | 1 | Project Completed |
| 5. B. 127-131 - Alternative Maritime Power (AMP) Caddy System (2540100) | Hold | 07/01/16 | 25% | 12/31/16 | 0% | ⊗ | | \$980,000 | \$30,889 | 3% | ✓ | | Project need under review |
| PHASE I & II TOTAL | | | | | | | | | \$5,188,586 | 4% | | | |
| BERTH 121-131 - YANG MING CONTAINER TERMINAL TOTAL | | | | | | | | | \$5,188,586 | 4% | | | |

**Audit Committee Status Report
(Actuals Thru: October 2016)**

| Project Title | Project Status | Design Finish | Percent Design Complete | Constr. Finish | Percent Constr. Complete | Sched. Trend | No. of PDC Revs. | Projected Cost | Spent To Date | Percent Spent To Date | Budg. Trend | No. of PDC Revs. | Comments |
|---|----------------------|---------------|-------------------------|----------------|--------------------------|--------------|------------------|----------------------|----------------------|-----------------------|-------------|------------------|---|
| Berth 135-147 - TRAPAC Container Terminal | | | | | | | | | | | | | |
| 2. B. 142-143 - Backland Improvements - Phases 2-4 (2449600) | Construction | 09/09/13 | 100% | 03/22/17 | 86% | ✓ | | \$143,422,405 | \$113,599,880 | 79% | ✓ | | |
| 8. B. 142 - Crane Maintenance Building (2517700) | Construction | 01/31/15 | 100% | 08/02/17 | 74% | ✓ | 2 | \$9,480,302 | \$5,052,634 | 53% | ✓ | 1 | |
| BERTH 135-147 - TRAPAC CONTAINER TERMINAL TOTAL | | | | | | | | \$152,902,707 | \$118,652,514 | 78% | | | |
| Berth 212-224 - YTI Container Terminal | | | | | | | | | | | | | |
| 2. B. 214 - 220 - Redevelopment (2519800) | Construction | 03/25/15 | 100% | 05/12/17 | 60% | ✓ | | \$44,556,782 | \$28,709,698 | 64% | ✓ | 1 | |
| 3. B. 214-220 - Alternative Maritime Power (AMP) Improvements (2532500) | Construction | 03/25/15 | 100% | 05/12/17 | 55% | ✓ | | \$12,722,498 | \$5,517,587 | 43% | ✓ | 1 | |
| 4. B. 212-224 - Intermodal Container Transfer Facility (ICTF) Expansion (2533300) | Bid (Adv.) and Award | 04/29/16 | 100% | 11/04/17 | 0% | ✓ | 1 | \$6,455,400 | \$360,557 | 6% | ✓ | | |
| 5. B. 214-220 - 480V Main Breakers Replacement (2533500) | Construction | 02/12/15 | 100% | 05/12/17 | 80% | ✓ | | \$1,500,000 | \$836,441 | 56% | ✓ | | |
| 6. B. 212 - Underground Valves Replacement (2534300) | Bid (Adv.) and Award | | N/A | 06/30/17 | 0% | ✓ | | \$81,820 | \$3,911 | 5% | ✓ | | |
| 7. B. 214 - 220 - Concrete Wharf Inspection and Improvements (2537800) | Design | 12/31/17 | 20% | 04/30/19 | 0% | ✓ | 1 | \$5,441,000 | \$2,513 | 0% | ✓ | 1 | November PDC Budget and Schedule change |
| 8. B. 214-220 - Driveway Access (2542200) | Bid (Adv.) and Award | 11/30/16 | 100% | 01/31/17 | 0% | ✓ | | \$48,500 | \$0 | 0% | ✓ | | New Work Order |
| BERTH 212-224 - YTI CONTAINER TERMINAL TOTAL | | | | | | | | \$70,806,000 | \$35,430,706 | 50% | | | |
| Berth 222-236 - Development | | | | | | | | | | | | | |
| 2. B. 226-236 - Terminal Improvements - Planning and Environmental (2524200) | Environmental | | N/A | 07/18/17 | 80% | ✓ | 4 | \$3,758,740 | \$2,667,372 | 71% | ✓ | 1 | |
| 3. B. 228-230 - Alternative Maritime Power (AMP) Upgrade and Retrofit (2529400) | Design | 09/29/17 | 75% | 04/03/20 | 0% | ✓ | 3 | \$7,000,000 | \$93,555 | 1% | ✓ | | |
| 4. B. 226-236 Terminal Improvements - Wharf and Backlands (2531200) | Design | 09/29/17 | 75% | 04/03/20 | 0% | ✓ | 4 | \$36,110,035 | \$1,021,050 | 3% | ✓ | | |
| 5. B. 226-236 - Terminal Infrastructure Reconstruction (2539400) | Environmental | 09/29/17 | 75% | 04/03/20 | 0% | ✓ | 2 | \$11,311,000 | \$25,663 | 0% | ✓ | 1 | |
| BERTH 222-236 - DEVELOPMENT TOTAL | | | | | | | | \$58,179,775 | \$3,807,560 | 7% | | | |
| Berth 300-306 - Development | | | | | | | | | | | | | |
| 1. RB 301-305 - Buildings, Gates, and Backland Development (2489000) | Hold | 08/04/17 | 2% | 01/21/20 | 0% | ✓ | | \$30,000,000 | \$617,429 | 2% | ✓ | | |
| 2. B. 306 - Wharf and Backland Development (2489100) | Hold | 02/01/17 | 58% | 01/21/20 | 0% | ✓ | | \$163,000,000 | \$1,084,775 | 1% | ✓ | | |

**Audit Committee Status Report
(Actuals Thru: October 2016)**

| Project Title | Project Status | Design Finish | Percent Design Complete | Constr. Finish | Percent Constr. Complete | Sched. Trend | No. of PDC Revs. | Projected Cost | Spent To Date | Percent Spent To Date | Budg. Trend | No. of PDC Revs. | Comments |
|---|----------------------|---------------|-------------------------|----------------|--------------------------|--------------|------------------|----------------|---------------|-----------------------|-------------|------------------|---|
| 3. B. 306 - Alternative Maritime Power (AMP) (2506800) | Hold | 02/01/17 | 50% | 01/31/20 | 0% | ✓ | | \$9,090,000 | \$38,027 | 0% | ✓ | | |
| BERTH 300-306 - DEVELOPMENT TOTAL | | | | | | | | | | | | | |
| Berth 400-409 - Development | | | | | | | | | | | | | |
| 1. Pier 400 - Pavement Replacement (2521800) | Completed | 03/19/14 | 100% | 03/25/16 | 100% | ✓ | 3 | \$700,000 | \$579,994 | 83% | ✓ | | Project Completed |
| 2. B. 402-403 - Expansion Joint Repaving (2536300) | Bid (Adv.) and Award | 08/09/16 | 100% | 02/28/17 | 0% | 🟡 | 2 | \$287,000 | \$46,731 | 16% | ✓ | 1 | |
| 3. Pier 400 Rail Storage Yard - Light Fixture Replacement (2540600) | Construction | 10/26/16 | 100% | 03/31/17 | 10% | ✓ | | \$375,000 | \$3,426 | 1% | ✓ | | |
| BERTH 400-409 - DEVELOPMENT TOTAL | | | | | | | | | | | | | |
| Motems | | | | | | | | | | | | | |
| 1. B. 238 - MOTEMS- ExxonMobil (2489900) | Planning | 09/10/18 | 0% | 03/09/20 | 0% | ✓ | 1 | \$25,675,000 | \$2,365,970 | 9% | ✓ | | |
| 2. B. 167-169 - MOTEMS- Shell (2493600) | Design | 08/21/17 | 80% | 12/28/20 | 0% | ✓ | 2 | \$22,540,338 | \$3,355,796 | 15% | ✓ | | |
| 3. B. 163 - MOTEMS- NuStar (2493700) | Hold | 07/02/18 | 0% | 06/08/20 | 0% | ✓ | 1 | \$23,976,000 | \$1,347,548 | 6% | ✓ | | |
| 4. B. 148-151 - MOTEMS- Phillips 66 (2493800) | Planning | 07/16/18 | 0% | 01/13/20 | 0% | ✓ | 1 | \$24,626,142 | \$2,101,901 | 9% | ✓ | | |
| 5. B. 164 - MOTEMS - Valero (2493900) | Environmental | 12/11/17 | 0% | 06/10/19 | 0% | ✓ | 1 | \$11,225,000 | \$1,694,255 | 15% | ✓ | | |
| 6. B. 187-191 - MOTEMS- Yopak (2494000) | Hold | 02/16/17 | 0% | 01/10/19 | 0% | ✓ | | \$61,561,271 | \$2,795,292 | 5% | ✓ | | |
| 7. B. 163 - MOTEMS Repairs - Nustar (2524400) | Construction | 05/31/14 | 100% | 08/07/17 | 75% | ✓ | 2 | \$1,250,000 | \$506,373 | 41% | ✓ | 1 | |
| 8. B. 164 - MOTEMS Repairs - Valero (2524500) | Construction | 05/31/14 | 100% | 08/07/17 | 75% | ✓ | 2 | \$1,360,000 | \$492,205 | 36% | ✓ | 1 | |
| 9. B. 187-190 - MOTEMS Repairs (2524600) | Design | 09/03/17 | 25% | 12/05/18 | 0% | 🟡 | 2 | \$3,575,000 | \$332,623 | 9% | ✓ | | Schedule under review may need PDC action to adjust |
| 10. B. 148-149 - MOTEMS Repairs - Phillips 66 (2539600) | Design | 08/03/17 | 80% | 11/05/18 | 0% | ✓ | | \$1,920,000 | \$9,281 | 0% | ✓ | | |
| MOTEMS TOTAL | | | | | | | | | | | | | |
| Miscellaneous Terminal Improvements | | | | | | | | | | | | | |
| 1. B. 196-199 & 200A - Wharf Rehabilitation (2516600) | Bid (Adv.) and Award | 02/22/16 | 100% | 11/19/18 | 0% | ✓ | 3 | \$12,311,500 | \$2,368,475 | 19% | ✓ | 2 | |
| 2. B. 179-180 - Warehouse Roof Replacement (2529000) | Completed | | N/A | 11/23/16 | 100% | ✓ | 2 | \$1,230,791 | \$1,110,237 | 90% | ✓ | 3 | Project Completed |

Audit Committee Status Report
(Actuals Thru: October 2016)

| Project Title | Project Status | Design Finish | Percent Design Complete | Constr. Finish | Percent Constr. Complete | Sched. Trend | No. of PDC Revs. | Projected Cost | Spent To Date | Percent Spent To Date | Budg. Trend | No. of PDC Revs. | Comments |
|--|----------------|---------------|-------------------------|----------------|--------------------------|--------------|------------------|----------------------|----------------------|-----------------------|-------------|------------------|---|
| 6. B, 240 A, B, & C - Seawall Improvements - ExcontMobil (2537600) | Design | 05/03/17 | 80% | 11/06/18 | 0% | ✓ | | \$4,500,000 | \$111,609 | 2% | ✓ | | |
| 7. B, 177-178 - Wharf Restoration (2538900) | Hold | 06/30/17 | 0% | 12/31/18 | 0% | ✓ | | \$1,000,000 | \$0 | 0% | ✓ | | |
| MISCELLANEOUS TERMINAL IMPROVEMENTS TOTAL | | | | | | | | \$19,042,291 | \$3,590,321 | 19% | | | |
| TERMINALS TOTAL | | | | | | | | \$842,086,100 | \$188,639,143 | 22% | | | |
| II. Transportation | | | | | | | | | | | | | |
| Transportation Improvements | | | | | | | | | | | | | |
| 5. C Street/1-10 Access Ramp Improvements (2485200) | Completed | 07/31/13 | 100% | 09/13/16 | 100% | ✓ | | \$51,100,000 | \$42,130,140 | 82% | ✓ | | Project Completed |
| 8. Avalon and Fries Street Closures Environmental Assessment (2516700) | Environmental | | N/A | 06/30/17 | 60% | ✓ | 1 | \$779,650 | \$435,106 | 56% | ✓ | | |
| 9. At-Grade Rail Crossing Protection System for Anaheim St. Rail Crossing of McFarland Lead Track (2524100) | Construction | 08/31/15 | 100% | 08/01/17 | 1% | ✓ | 2 | \$463,623 | \$186,586 | 40% | ✓ | 2 | |
| 11. SCIG Bridge and Road Review (2532200) | Hold | 06/30/16 | 95% | | N/A | ✓ | | \$200,000 | \$99,414 | 50% | ✓ | | |
| 12. State Route 47/Vincent Thomas Bridge & Front St./Harbor Blvd Interchange Reconfiguration - Study Reports (2533400) | Design | 02/28/18 | 35% | | N/A | ✓ | | \$1,500,000 | \$332,707 | 22% | ✓ | | |
| 13. West Basin Lead Track Gap Closure (2536600) | Design | 01/02/17 | 85% | 08/04/20 | 0% | ✗ | | \$8,900,000 | \$335,748 | 4% | ✓ | | Need PDC action to adjust Schedule |
| 16. Navy Way Speed Hump Reconstruction and Restriping (2538300) | Design | 12/31/16 | 90% | 05/31/17 | 0% | 🟡 | | \$420,000 | \$0 | 0% | ✓ | | Schedule under review. May need PDC Action |
| 17. Water Street Resurfacing (2538500) | Design | 12/31/16 | 85% | 05/31/17 | 0% | 🟡 | | \$800,000 | \$12,025 | 2% | ✓ | | Schedule under review. May need PDC Action |
| 18. Reeves Avenue Resurfacing (2538700) | Design | 12/31/16 | 80% | 05/31/17 | 0% | 🟡 | | \$660,000 | \$9,430 | 1% | ✓ | | Schedule under review. May need PDC Action |
| 19. Miner Street Resurfacing (2538800) | Design | 03/31/17 | 80% | 08/31/17 | 0% | ✓ | | \$500,000 | \$1,242 | 0% | ✓ | | |
| 20. 133 East Seaside Ave Directional Signage (2540500) | Completed | 08/29/16 | 100% | 11/21/16 | 100% | ✓ | | \$10,000 | \$3,331 | 33% | ✓ | | Project Completed |
| 21. B, 200 - Rail Yard and Track Connections Enhancements (2540800) | Design | 03/31/17 | 50% | 08/31/18 | 0% | ✓ | 1 | \$3,000,000 | \$57,669 | 2% | ✓ | 1 | December PDC Schedule change and Budget reduction |
| 22. Metro Bike Share at the Port of Los Angeles (2541300) | Design | 02/28/17 | 20% | 06/30/17 | 0% | ✓ | | \$155,000 | \$3,320 | 2% | ✓ | | |
| TRANSPORTATION IMPROVEMENTS TOTAL | | | | | | | | \$68,488,273 | \$43,606,718 | 64% | | | |
| TRANSPORTATION TOTAL | | | | | | | | \$68,488,273 | \$43,606,718 | 64% | | | |
| III. Security | | | | | | | | | | | | | |

**Audit Committee Status Report
(Actuals Thru: October 2016)**

| Project Title | Project Status | Design Finish | Percent Design Complete | Constr. Finish | Percent Constr. Complete | Sched. Trend | No. of PDC Revs. | Projected Cost | Spent To Date | Percent Spent To Date | Budg. Trend | No. of PDC Revs. | Comments |
|---|----------------------|---------------|-------------------------|----------------|--------------------------|--------------|------------------|---------------------|--------------------|-----------------------|-------------|------------------|-------------------|
| Homeland Security | | | | | | | | | | | | | |
| 3. POLA Fiber Optic - Phase 2 Continuation (2538400) | Bid (Adv.) and Award | 12/31/16 | 100% | 06/30/17 | 50% | ✓ | | \$1,300,000 | \$154,467 | 12% | ✓ | | |
| 4. Port Police 700 MHz Radio System - Phase I (2542000) | Design | 12/31/16 | 80% | 10/01/17 | 0% | ✓ | | \$660,310 | \$0 | 0% | ✓ | | New Work Order |
| 5. Port Police 700 MHz Radio System - Phase II (2542100) | Design | 11/30/17 | 5% | 09/30/20 | N/A | ✓ | | \$8,426,574 | \$0 | 0% | ✓ | | New Work Order |
| HOMELAND SECURITY TOTAL | | | | | | | | \$10,386,884 | \$154,467 | 1% | | | |
| SECURITY TOTAL | | | | | | | | \$10,386,884 | \$154,467 | 1% | | | |
| IV. Public Access/Environmental Enhancements | | | | | | | | | | | | | |
| Port-Wide Public Enhancements | | | | | | | | | | | | | |
| 1. Front Street Beautification (2504700) | Construction | 08/31/15 | 100% | 12/31/18 | 20% | ✗ | 1 | \$6,850,000 | \$1,905,142 | 28% | ✓ | | |
| PORT-WIDE PUBLIC ENHANCEMENTS TOTAL | | | | | | | | \$6,850,000 | \$1,905,142 | 28% | | | |
| Los Angeles Waterfront | | | | | | | | | | | | | |
| 1. San Pedro Waterfront | | | | | | | | | | | | | |
| 1. San Pedro Waterfront - Sampson Way (7th St. to 22nd St.) Roadway Improvements (2488200) | Planning | 07/01/18 | 0% | 01/03/21 | 0% | ✓ | | \$28,000,000 | \$1,459,366 | 5% | ✓ | | |
| 3. San Pedro Waterfront - B. 57 - Wharf Retrofit and Signal Street Improvements (2500600) | Hold | 12/31/19 | 12% | 12/31/21 | 0% | ✓ | | \$58,216,476 | \$2,932,471 | 5% | ✓ | | |
| 4. San Pedro Waterfront - Sampson Way Roadway Improvements - 7th Street & Harbor Blvd. Intersection (2509400) | Construction | 02/22/16 | 100% | 08/28/18 | 1% | ✓ | 2 | \$14,800,001 | \$2,411,508 | 16% | ✓ | 1 | |
| 8. San Pedro Waterfront - B. 57 - AltaSea Environmental Assessment (2531800) | Environmental | | N/A | 02/28/18 | 70% | ✓ | 1 | \$1,000,000 | \$146,170 | 15% | ✓ | | |
| 9. San Pedro Waterfront - Ports O' Call Promenade and Town Square (2532100) | Design | 06/01/17 | 20% | 06/04/20 | 0% | ⚠ | 2 | \$32,900,000 | \$1,111,779 | 3% | ✓ | | |
| 10. B. 80 - Fisherman Seafood Building Demolition (2535500) | Completed | 09/16/16 | 100% | 11/18/16 | 100% | ✓ | 1 | \$340,000 | \$95,497 | 28% | ✓ | 1 | Project Completed |
| 12. San Pedro Waterfront - B. 79 - Buildings and Floats Demolition (2538000) | Design | 06/01/17 | 83% | 06/04/20 | 0% | ✓ | 1 | \$488,000 | \$8,283 | 2% | ✓ | | |
| 13. San Pedro Waterfront - B. 80-83 - Buildings and Floats Demolition (2538100) | Design | 06/01/17 | 83% | 06/04/20 | 0% | ✓ | 1 | \$1,733,000 | \$78,892 | 5% | ✓ | | |
| 14. San Pedro Waterfront - B. 78 - Chevron Clean-up (2538200) | Design | 06/01/17 | 60% | 06/04/20 | 0% | ✓ | 1 | \$1,500,000 | \$47,720 | 3% | ✓ | | |
| 15. San Pedro Waterfront - B. 80-83 - Waterside Improvements (2539000) | Design | 06/01/17 | 25% | 06/02/20 | 0% | ⚠ | 1 | \$5,700,000 | \$4,854 | 0% | ✓ | | |

**Audit Committee Status Report
(Actuals Thru: October 2016)**

| Project Title | Project Status | Design Finish | Percent Design Complete | Constr. Finish | Percent Constr. Complete | Sched. Trend | No. of PDC Revs. | Projected Cost | Spent To Date | Percent Spent To Date | Budg. Trend | No. of PDC Revs. | Comments |
|--|----------------------|---------------|-------------------------|----------------|--------------------------|--------------|------------------|----------------|---------------|-----------------------|-------------|------------------|------------------------------|
| SAN PEDRO WATERFRONT TOTAL | | | | | | | | | | | | | |
| 2. Wilmington Waterfront Development | | | | | | | | | | | | | |
| 3. Wilmington Waterfront Park Street Vacations (2525600) | Design | 07/02/17 | 88% | | N/A | ✓ | 2 | \$140,000 | \$91,111 | 85% | ✓ | | |
| 4. Wilmington Waterfront Park Slope Improvements (2532600) | Bid (Adv.) and Award | 10/31/16 | 100% | 06/30/17 | 0% | ✓ | 1 | \$260,000 | \$51,135 | 20% | ✓ | | |
| 5. Wilmington Waterfront Promenade (2533000) | Design | 10/31/17 | 42% | 04/30/20 | 0% | ✓ | | \$52,200,000 | \$657,553 | 1% | ✓ | | |
| 6. B. 184-185 - Catalina Freight Demolition (2533100) | Hold | 06/30/17 | 20% | 09/30/18 | 0% | ✓ | 1 | \$500,000 | \$345 | 0% | ✓ | | |
| 7. Wilmington Waterfront Pedestrian Bridge (2537700) | Planning | 10/30/17 | 0% | 10/31/19 | 0% | 🟡 | | \$14,900,000 | \$52,822 | 0% | ✓ | | |
| 8. Wilmington Waterfront Signage Improvements (2538600) | Design | 10/31/17 | 30% | 07/30/18 | 0% | ✓ | 1 | \$600,000 | \$60,035 | 10% | ✓ | | December PDC Schedule change |
| 9. B. 186 - Banning's Landing HVAC System Upgrade (2541000) | Bid (Adv.) and Award | | N/A | 03/06/17 | 0% | ✓ | | \$400,000 | \$0 | 0% | ✓ | | |
| WILMINGTON WATERFRONT DEVELOPMENT TOTAL | | | | | | | | | | | | | |
| LOS ANGELES WATERFRONT TOTAL | | | | | | | | | | | | | |
| PUBLIC ACCESS/ENVIRONMENTAL ENHANCEMENTS TOTAL | | | | | | | | | | | | | |
| V. Maritime Services | | | | | | | | | | | | | |
| Harbor Department Facilities | | | | | | | | | | | | | |
| 1. B. 161 - Marine Ways Modifications (2486100) | Hold | 02/12/16 | 90% | 04/30/17 | 0% | ✗ | 2 | \$2,020,000 | \$404,226 | 20% | ✓ | 1 | |
| 2. Harbor Administration Building - HVAC Replacement (2509600) | Hold | 09/28/16 | 80% | 09/30/17 | 0% | ✗ | 2 | \$5,100,000 | \$403,510 | 8% | ✓ | | |
| 4. Harbor Administration Building - 4th Floor Furniture Purchase (2517900) | Hold | 12/31/14 | 10% | 12/31/16 | 0% | ✗ | 1 | \$1,975,250 | \$76,739 | 4% | ✓ | 1 | |
| 5. Harbor Administration Building - 1st Floor and Mail Room Furniture (2518000) | Hold | 12/31/14 | 10% | 12/31/16 | 0% | ✗ | 1 | \$221,000 | \$40,111 | 18% | ✓ | | |
| 6. Harbor Administration Building - 2nd Floor Information Technology Furniture (2518100) | Hold | 12/31/14 | 10% | 12/31/16 | 0% | ✗ | 1 | \$221,000 | \$27,086 | 12% | ✓ | | |
| 7. Harbor Administration Building - 3rd Floor Furniture Removal & Installation (2518200) | Hold | 12/31/14 | 30% | 12/31/16 | 0% | ✗ | 1 | \$1,065,000 | \$79,587 | 7% | ✓ | | |
| 8. B. 68 - Port Pilot Station Back Up Generator and Electrical Upgrade (2524300) | Construction | 02/26/16 | 100% | 06/30/17 | 70% | ✓ | 2 | \$495,500 | \$357,686 | 72% | ✓ | 1 | |
| 9. B. 68 - Port Pilot Station Portable Buildings Replacement (2526100) | Planning | | N/A | 01/31/17 | 85% | ✓ | 1 | \$500,000 | \$214,797 | 43% | ✓ | | |

**Audit Committee Status Report
(Actuals Thru: October 2016)**

| Project Title | Project Status | Design Finish | Percent Design Complete | Constr. Finish | Percent Constr. Complete | Sched. Trend | No. of PDC Revs. | Projected Cost | Spent To Date | Percent Spent To Date | Budg. Trend | No. of PDC Revs. | Comments |
|--|----------------------|---------------|-------------------------|----------------|--------------------------|--------------|------------------|---------------------|--------------------|-----------------------|-------------|------------------|---|
| 11. B. 161 - Boat Maintenance Cradle Modifications (2530600) | Construction | | N/A | 12/31/16 | 85% | ✓ | 3 | \$370,000 | \$22,324 | 6% | ✓ | | |
| 12. Klein Billing and Port Pilot Systems Enhancement (2532400) | Construction | | N/A | 08/31/20 | 20% | ✓ | 1 | \$1,618,000 | \$10,800 | 1% | ✓ | 1 | |
| 13. Web-Based Construction Management System (2532900) | Design | 01/02/17 | 55% | 06/30/17 | 0% | ✓ | 1 | \$339,000 | \$13,706 | 4% | ✓ | 1 | |
| 17. Harbor Administration Building - Elevator Gearbox Replacement (2535100) | Construction | | N/A | 12/31/16 | 45% | ✗ | 1 | \$200,000 | \$192 | 0% | ✓ | 1 | Need PDC Action to adjust Schedule |
| 18. B. 161 - Marine Ways Bridge Crane Electrical Infrastructure (2535800) | Completed | | N/A | 11/22/16 | 100% | ✓ | | \$101,896 | \$95,672 | 94% | ✓ | | Project Completed |
| 20. Harbor Administration Building - Master Planning (2536500) | Hold | | N/A | 01/31/16 | 10% | ✓ | | \$56,518 | \$30,577 | 54% | ✓ | | |
| 21. Port of Los Angeles Police Headquarters - Shooting Range Lighting Upgrade (2537400) | Construction | 05/31/16 | 100% | 02/28/17 | 10% | ✓ | | \$200,000 | \$44,916 | 22% | ✓ | | |
| 22. Harbor Administration Building - IT HVAC Emergency Back Up Unit (2539200) | Construction | | N/A | 06/30/17 | 65% | ✓ | 1 | \$263,000 | \$143,623 | 55% | ✓ | 1 | |
| 23. Harbor Administration Building - 1st Floor Restrooms and Showers Design and Mold Abatement (2539500) | Planning | 05/22/17 | 0% | 09/14/17 | N/A | ✓ | | \$55,000 | \$11,049 | 20% | ✓ | | |
| 25. Harbor Administration Building - First Floor Lobby - Install Nation Flags (2539700) | Design | 12/31/16 | 90% | 03/16/17 | 0% | ✓ | | \$30,000 | \$13,547 | 45% | ✓ | | |
| 28. B. 260 - Port Police Dive House Improvements (2541500) | Bid (Adv.) and Award | | N/A | 03/31/17 | 0% | ⚠ | | \$395,000 | \$6,208 | 2% | ✓ | | Schedule under review may need PDC action to adjust |
| 29. Port of Los Angeles Police Headquarters - Garage Entrance Safety Lighting (2541600) | Construction | | N/A | 12/23/16 | 60% | ✓ | | \$13,000 | \$0 | 0% | ✓ | | |
| 30. B. 161 - C&M Admin Bldg Parking Lot Improvements (2541700) | Bid (Adv.) and Award | 11/14/16 | 100% | 03/30/17 | 0% | ✓ | | \$41,000 | \$1,491 | 4% | ✓ | | |
| 31. Harbor Administration Building - Office Cubicles Reconfigurations For Financial Controls Section (2541800) | Completed | 11/27/16 | 100% | 12/07/16 | 100% | ✓ | | \$29,000 | \$12,644 | 44% | ✓ | | |
| 32. B. 161 - Upgrade Fire Life Safety Emergency Communication System in C&M Yard (2541900) | Construction | 11/13/16 | 100% | 03/17/17 | 10% | ✓ | | \$852,000 | \$0 | 0% | ✓ | | |
| HARBOR DEPARTMENT FACILITIES TOTAL | | | | | | | | \$16,161,164 | \$2,010,493 | 12% | | | |
| Miscellaneous Projects | | | | | | | | | | | | | |
| 2. Badger Avenue Bridge Rehabilitation (2525000) | Construction | 02/24/16 | 100% | 09/01/17 | 5% | ✓ | 4 | \$2,015,200 | \$466,222 | 23% | ✓ | 1 | |
| 3. B. 84 - Maritime Museum Wharf Rehabilitation (2526200) | Construction | 01/29/16 | 100% | 06/30/17 | 20% | ✓ | 1 | \$3,900,000 | \$258,792 | 7% | ✓ | | |
| 4. 300 Water Street - Office Building Re-Roof (2528900) | Hold | | N/A | 06/24/15 | 1% | ✓ | | \$231,500 | \$2,125 | 1% | ✓ | | |
| 5. Ports O'Call - American Disability Act Compliant Restrooms (2531700) | Construction | 08/30/15 | 100% | 12/31/16 | 65% | ✗ | 2 | \$841,240 | \$658,265 | 78% | ✗ | | Need PDC action for Schedule and Budget change |
| 9. B. 85 - Port Police Float System Replacement (2534900) | Bid (Adv.) and Award | | N/A | 12/24/17 | 0% | ✓ | 1 | \$1,500,000 | \$0 | 0% | ✓ | 1 | |

**Audit Committee Status Report
(Actuals Thru: October 2016)**

| Project Title | Project Status | Design Finish | Percent Design Complete | Constr. Finish | Percent Constr. Complete | Sched. Trend | No. of PDC Revs. | Projected Cost | Spent To Date | Percent Spent To Date | Budg. Trend | No. of PDC Revs. | Comments |
|---|----------------------|---------------|-------------------------|----------------|--------------------------|--------------|------------------|------------------------|----------------------|-----------------------|-------------|------------------|-------------------------------------|
| 12. FY 16/17 CIP Deferred Maintenance Projects (2539100) | Design | 06/30/17 | 50% | 06/30/17 | N/A | ✓ | | \$3,543,105 | \$0 | 0% | ✓ | | |
| 13. B. 181 - Warehouse Re-roof (2540000) | Construction | | N/A | 01/31/17 | 85% | ✓ | 1 | \$2,350,887 | \$409,028 | 17% | ✗ | 1 | Need PDC action for Budget increase |
| 14. B. 72 - Municipal Fish Market - Chiller Unit Electrical Replacement (2540300) | Hold | 08/08/16 | 90% | 09/21/16 | 0% | ✓ | | \$92,000 | \$5,800 | 6% | ✓ | | |
| 15. B. 90-93 - Cruise Terminal Emergency Evacuation Plan Signs (2540400) | Construction | 09/30/16 | 100% | 12/31/16 | 50% | ✓ | | \$25,000 | \$10,849 | 43% | ✓ | | |
| 17. B. 270-271 - Sea Wall Enhancement (2540900) | Design | 06/04/18 | 1% | 03/06/20 | 0% | ✓ | | \$2,500,000 | \$9,628 | 0% | ✓ | | |
| 18. Badger Avenue Bridge Conley Joints Purchase (2541200) | Bid (Adv) and Award | | N/A | 10/31/17 | 0% | ✓ | | \$460,329 | \$0 | 0% | ✓ | | |
| 19. Badger Avenue Bridge Elevator Cars Modernization (2541400) | Bid (Adv) and Award | | N/A | 04/30/17 | 0% | ✓ | | \$515,000 | \$0 | 0% | ✓ | | |
| MISCELLANEOUS PROJECTS TOTAL | | | | | | | | \$17,974,261 | \$1,820,708 | 10% | | | |
| MARITIME SERVICES TOTAL | | | | | | | | \$34,135,424 | \$3,831,201 | 11% | | | |
| CIP TOTAL COST | | | | | | | | \$1,175,624,158 | \$247,346,214 | 21% | | | |