



AUDIT COMMITTEE

Report to the
Board of Harbor Commissioners

Item #1

FOR INFORMATIONAL PURPOSES ONLY

DATE: NOVEMBER 30, 2015

TO: AUDIT COMMITTEE OF THE BOARD OF HARBOR COMMISSIONERS

SUBJECT: GRANTS UPDATE

The coordination of federal, state and other grant reporting is now within the Contracts and Purchasing Division of the Harbor Department's Finance and Administration Bureau. The attached grants update for November 30, 2015 (Transmittal 1) provides an overview of grant receipts in the current fiscal year (FY 2015-16), a breakdown of grant funding received by major transportation project, the status of pending grant applications, and a look at upcoming grant funding opportunities.

Further grant receipt details are provided in the Federal/State Grant Receipts report (Transmittal 2). Also included is a prioritized project list (Transmittal 3) developed as part of a Long-Range Transportation Plan (LRTP) through the Metropolitan Transportation Authority that would seek funds through a potential Los Angeles County sales tax measure in November 2016. There are up to \$1.2 billion in Port of Los Angeles projects that could be requested for funding.

EUGENE D. SEROKA
Executive Director

702

Transmittals:

1. Grants Update
2. Harbor Department Federal/State Grant Receipts
3. Prioritized Project List – LA Metro Sales Tax Measure/LRTP

MB

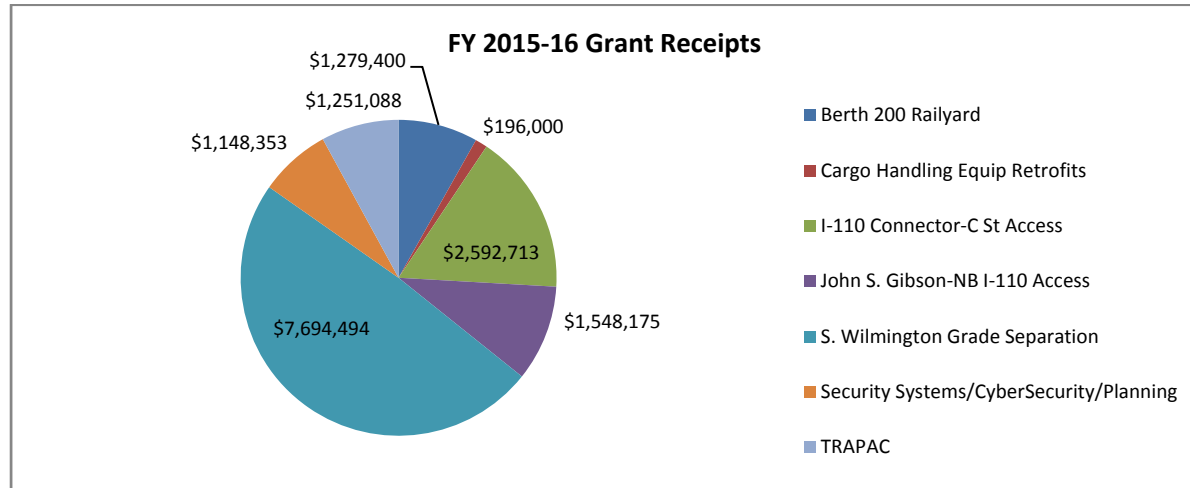
EDS:MB:TC:dy

PORT OF LOS ANGELES – GRANTS UPDATE

November 30, 2015

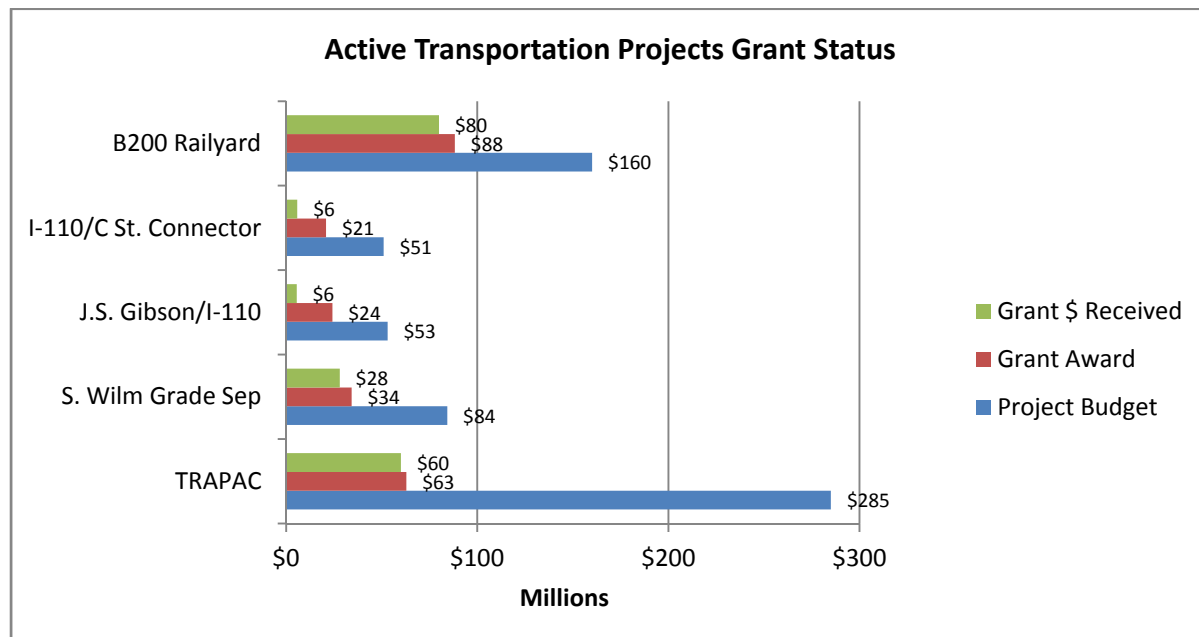
GRANT RECEIPTS

The Port has received \$15.71M in grant funding in FY 2015-16 through November 30, 2015. This is 30.62% of the total expected grant revenues of \$51.3M. The Port generally receives grant funding for transportation, environmental and security projects. Nearly all grant revenues this FY are for Port transportation projects. The following chart includes all active projects with grant reimbursements this FY:

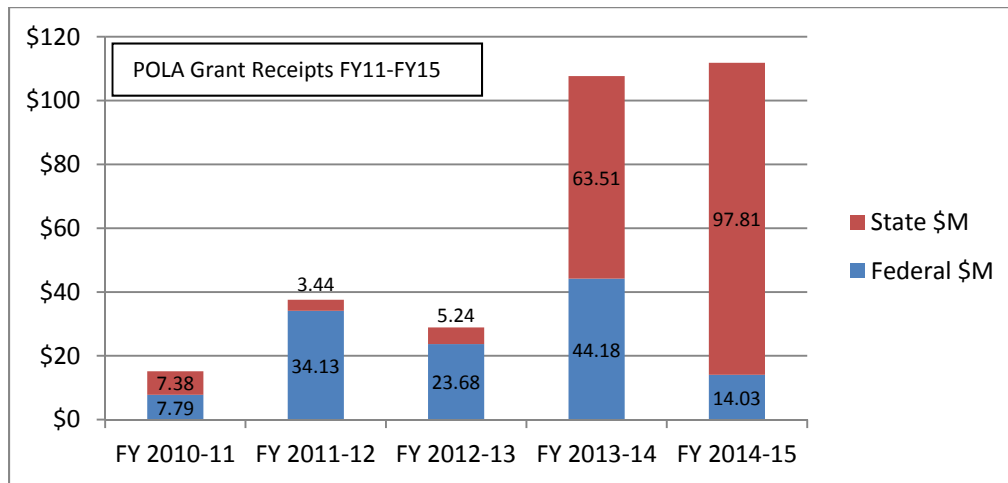


The total amount received this FY includes \$11.41M in state grants and \$4.29M in federal grants.

For all active transportation projects receiving grant funds, the following chart provides an update on how much funding has been reimbursed for each project across fiscal years.



In the last two fiscal years (FY 2013-14 and 2014-15), the Port has received more than \$219M in grant reimbursements across all projects – security, environmental and transportation.



PENDING GRANT APPLICATIONS

The Port has applied for \$12M from the California Air Resources Board (CARB) as part of its Multi-Source Cap and Trade grant program. The funding will create a Green Omni Terminal at Pasha in Wilmington to test zero and near-zero emission technologies to encourage the sustainable movement of goods. Pasha will provide the 25% matching funds requirement (\$3M) and the Harbor Department will provide in-kind services, primarily staff time. The project has an estimated completion date of April 2019.

RECENT GRANT AWARDS

In September 2015, the Metropolitan Transportation Authority (MTA) approved grant funding for two Port projects. The YTI Redevelopment Project is scheduled to receive \$4.1M and the Harbor Boulevard/Sampson Way/7th Street Reconfiguration Project is scheduled to receive \$5.0M. The Port is to provide \$1.9M and \$5.1M, respectively, in matching funds for these projects. The projects have an estimated completion date of June 2018.

The Port is entering into an agreement with the U.S. Department of Homeland Security (DHS) to award \$1.88M in Port Security Grant Program funds for Port security system maintenance, repair and installation. The amount will be matched by \$625,000 in Port funding.

POTENTIAL GRANT FUNDING OPPORTUNITIES

The Port continually monitors regional, state and federal agencies for opportunities to fund Port projects and programs. Among the possible projects and funding sources:

- Measure R funds through the South Bay Cities Council of Governments for Vincent Thomas Bridge/Harbor Boulevard interchange improvement project;
- State funds through CalTrans or Southern California Association of Governments for San Pedro Waterfront Promenade project;
- Proposition 1B funds through CARB for emissions reduction projects;

- Federal Transportation Investment Generating Recovery Program (TIGER) funds through the US Department of Transportation for Evergreen and/or Yang Ming infrastructure projects;
- Federal Port Security Grant funds through FEMA for non-capital security projects;
- Federal funds through the US Department of Commerce for San Pedro Waterfront infrastructure.
- Los Angeles County Sales Tax Measure (possibly November 2016) to fund Port transportation projects

EDS:MB:TC:dy

**City of Los Angeles Harbor Department
Federal/State Grant Receipts - as of November 30, 2015**

Transmittal 2

					Grant Receipts	
					Actuals in	
	Total Project Budget	Award Amount	Grant Expiration Date	Total Grant Reimbursements (thru 6/30/15)	FY 2015/16	Total Grant Amount Remaining
TRANSPORTATION PROJECTS						
West Basin Railyard -B200 WO#24885	\$ 135,081,189					
B200 Railyard Track Connections WO#25130	\$ 25,000,000					
Federal - Tiger II- US Dept of Transportation (USDOT) Maritime Administration (MARAD)		16,000,000	9/30/2017	14,998,864	590,459	410,676
State - TCIF Phase II #32.1		40,718,000	3/28/2015	38,763,367		1,954,634
State - TCIF Phase II #32.2 (Original Award \$10,512,000)		9,423,000	3/4/2016	7,433,229	688,941	1,300,830
Federal - Regional Surface Transportation Program (RSTP)		8,584,000	6/30/2016	7,067,225		1,516,775
Federal - USDOT Congestion Mitigation & Air Quality Improvement (CMAQ) Program		13,553,000	6/30/2016	10,437,070		3,115,930
Total Grant Awards		88,278,000		78,699,755	1,279,400	8,298,845
I-110 Connector-C Street Access Ramp WO#24852	\$ 51,000,000					
Federal (STPL)		5,927,000	8/30/2019	833,266	2,062,765	3,030,969
State - Trade Corridor Improvement Fund (TCIF) Phase I #20		8,300,000	5/6/2017	-		8,300,000
State - Metropolitan Transportation Authority (MTA) - Proposition C		6,647,000	6/30/2017	2,415,359	529,948	3,701,693
Total Grant Awards		20,874,000		3,248,625	2,592,713	15,032,662
John S. Gibson Intersection & NB I-110 Ramp Access Improvements WO#24699	\$ 53,100,000					
I-110/SR 47 Connector Improvement WO#24661						
Federal - USDOT Safe, Accountable, Flexible, and Efficient Transportation Equity Act: A Legacy for Users (SAFETEA-LU)		3,599,600	5/30/2019	1,361,370	292,130	1,946,100
State - TCIF Phase I #19 (Original Award \$14,700,000)		13,205,000	2/21/2017	-	108,334	13,096,666
State - Metropolitan Transportation Authority (MTA) - Proposition C		7,420,000	6/30/2016	2,967,298	1,147,711	3,304,991
Total Grant Awards		24,224,600		4,328,668	1,548,175	18,347,757
South Wilmington Grade Separation WO#24236	\$ 84,300,000					
State - Metropolitan Transportation Authority (MTA) - Proposition C		19,288,000	6/30/2016	15,437,571	989,029	2,861,400
State - TCIF Phase I #22 (Original Award \$17,000,000)		15,021,000	4/30/2016	4,984,967	6,705,465	3,330,568
Total Grant Awards		34,309,000		20,422,538	7,694,494	6,191,968
TraPac						
State-Alameda Corridor West Terminus Intermodal Railyard- B200 (TCIF#86) WO#24551	\$ 85,865,560	20,712,000	6/11/2016	19,460,912	1,251,088	-
State-Cargo Transportation Improvement Emission Reduction Program-Ph I (TCIF #87.1) WO#25131	\$ 50,034,494	12,705,000	12/6/2015	12,705,000		-
State-Cargo Transportation Improvement Emission Reduction Program-Ph II (TCIF #87.2) WO#24498	\$ 143,422,405	26,664,000	6/11/2016	26,664,000		-
State-Trapac Terminal Automation-Automated Shuttle Carrier Maint & Repair (TCIF#102) WO#25177	\$ 5,680,302	2,841,000	TBD			2,841,000
Total Grant Awards		62,922,000		58,829,912	1,251,088	2,841,000
Berths 214-220 Redevelopment (YTI) WO# 25198	\$ 49,575,140					
Berths 214-220 EIR/EIS (YTI) WO# 25189	\$ 1,855,000					
Berths 214-220 Circuit Breaker Replacement/AMP Improvements (YTI) WO# 25335	\$ 9,205,140					
State - YTI Terminal Efficiency Enhancements & Truck Trip Reduction Program (TCIF #108)		9,533,000	TBD	-	-	9,533,000
State - Metropolitan Transportation Authority (MTA)		4,069,188	6/30/2018		-	4,069,188
Total Grant Awards		13,602,188				13,602,188
Harbor Blvd/Sampson Way/7th St Reconfiguration WO# 25094	\$ 12,684,180					
State - Metropolitan Transportation Authority (MTA)		4,951,400	6/30/2018	-	-	4,951,400
Total Grant Awards		4,951,400				4,951,400
Total - Transportation Grants	\$ 706,803,410	249,161,188		165,529,499	14,365,870	69,265,819

ENVIRONMENTAL PROJECTS						
Cargo Handling Equipment Retrofits (including Admin Costs) WO#78146	\$ 469,000					
Federal - US Environmental Protection Agency (USEPA) Diesel Emission Reduction Act (DERA)		469,000		-	196,000	273,000
Clean Diesel Program - Crane Replacement (SA Recycling) WO#	\$ 1,332,000					
Federal - US EPA		1,332,000	5/31/2017	-		1,332,000
Electric Yard Truck WO#78134	\$ 1,000,000					
State - California Air Resources Board (CARB) Air Quality Improvement Program		1,000,000	5/30/2015	1,000,000		-

**City of Los Angeles Harbor Department
Federal/State Grant Receipts - as of November 30, 2015**

Transmittal 2

					Grant Receipts Actuals in	
	Total Project Budget	Award Amount	Grant Expiration Date	Total Grant Reimbursements (thru 6/30/15)	FY 2015/16	Total Grant Amount Remaining
Alternative Maritime Power (AMP) Shore Side Installation - B121-126 WO#25018 State - South Coast Air Quality Mgmt District (SCAQMD) Proposition 1B Goods Movement Emission Reduction Program	\$ 15,113,600	5,000,000	Closed	5,000,000		-
Alternative Maritime Power (AMP) Shore Side Installation - B212-216 WO#25011 State - SCAQMD Proposition 1B Goods Movement Emission Reduction Program	\$ 19,460,000	5,000,000	Closed	5,000,000		-
Alternative Maritime Power (AMP) Shore Side Installation - B227-228 WO#24821 State - SCAQMD Proposition 1B Goods Movement Emission Reduction Program	\$ 4,981,403	2,500,000	Closed	2,500,000		-
Alternative Maritime Power (AMP) Shore Side Installation - B401-406 WO#25019 State - SCAQMD Proposition 1B Goods Movement Emission Reduction Program	\$ 40,380,000	11,220,625	Closed	11,220,625		-
Total - Environmental Grants	\$ 82,736,003	26,521,625		24,720,625	196,000	1,605,000

SECURITY PROJECTS						
Port Police Marine Unit Vessel Replacements WO#68313 Federal - Federal Emergency Management Agency (FEMA) Port Security Grant (PSG) - Round 12	\$ 1,875,000	1,875,000	8/31/2015	1,875,000		-
Security System Integration Maintenance and Repair WO#68312 Federal - FEMA PSG - Round 12	\$ 3,000,000	3,000,000	8/31/2015	2,666,244	333,756	-
Port Police Kennel Facility - Phase II WO#25098 Federal - FEMA PSG - Round 12	\$ 2,175,556	375,000	8/31/2015	375,000		-
Information Technology Security WO# 25220 Federal - FEMA PSG - Round 12	\$ 2,564,000	1,650,000	8/31/2015	1,544,824		-
IT Cybersecurity Improvements - Phase II WO#25260 Federal - FEMA PSG - Round 13	\$ 2,464,000	1,500,000	8/31/2015	596,362	714,597	189,041
LA Maritime Law Enforcement Training Center (MLETC) Training Equipment WO# 68316 State - Urban Area Security Initiative (UASI) FY 2012-13 California	\$ 82,000	82,000	5/31/2015	78,624		
Table Top Exercises Planning WO#68319 State - UASI FY 2011-12 California	\$ 50,000	50,000	5/31/2015	42,499		
Table Top Exercises Planning WO#68319 State - UASI FY 2012-13 California	\$ 100,000	100,000	3/31/2015	-	100,000	-
Security System Integration Maintenance and Repair WO#TBD Federal - FEMA PSG - FY15	\$ 2,500,000	1,875,000	8/31/2018	-		1,875,000
Total - Security Grants	\$ 14,810,556	\$ 10,507,000		7,178,553	1,148,353	2,064,041
Grand Total - Transportation/Environmental/Security Grants	\$ 804,349,969	\$ 286,189,813		\$ 197,428,676	\$ 15,710,223	\$ 72,934,860

Items in yellow signify that not all grant funds were spent on that project.

Port of Los Angeles Prioritized Project List - LA METRO 2016 Sales Tax Measure & LRTP

Priority	Project Description	Benefits/Notes	Program Category	Estimated Maximum Cost	2014 CFMP	2016 RTP	Const. Start	Const. Finish
1	Port of Los Angeles National Highway System Improvement & Truck Reduction Program - Intermodal Rail Element, Phase 1			\$ 452,000,000				
1.1	Terminal Island Container Transfer Facility Expansion (additional loading track)	Eliminates movement of containers to/from railyards outside the ports; maximizes on-dock rail use, which is a goal in the USDOT Strategic Plan; reduces over 6,000 trips/day on streets and freeways within the region, including on the I-710, I-110, SR 47/103, and several other NHS routes; truck trips reduce: 256,000 passenger-car-equivalent (PCE) miles-traveled per day, delay, potential for accidents/non-recurrent congestion, and emissions	Goods Movement (GM) & Highway (HWY)	\$ 4,000,000	Yes	Yes	2018	2019
1.2	West Basin Container Terminal Automated/Electrified On-Dock Railyard			\$ 86,000,000	Yes	Yes	2019	2021
1.3	Alameda Corridor Terminus - West Basin Track (West Basin 2 nd Mainline Track)			\$ 5,000,000	Yes	Yes	2019	2022
1.4	Alameda Corridor POLA/POLB Access Rail (Thenard Junction Connection)			\$ 20,000,000	Yes	Yes	2019	2022
1.5	Pier 300 On-Dock Railyard Expansion (2 additional loading tracks)			\$ 35,000,000	Yes	Yes	2019	2021
1.6	Pier 400 On-Dock Railyard Expansion (2 additional loading tracks)			\$ 75,000,000	Yes	Yes	2019	2021
1.7	Pier 400 Second Lead Track			\$ 12,000,000	Yes	Yes	2019	2021
1.8	Alameda Corridor Terminus - Cerritos Channel Bridge			\$ 170,000,000	Yes	Yes	2021	2024
1.9	Alameda Corridor Terminus-West Basin Railyard Expansion (additional tracks)			\$ 45,000,000	Yes	Yes	2020	2023
2	Port of Los Angeles National Highway System Improvement & Truck Reduction Program - Highway Element, Phase 1			\$ 80,000,000				
2.1	SR 47/V. Thomas Bridge/Harbor Blvd. Interchange: New Westbound SR 47 off-ramp; realigned EB SR 47 on-ramp, weave and SR on-ramp merge; Front Street is NHS Connector Route; V. Thomas Bridge is a State-owned bridge; on the USDOT "Primary Freight Network" (PFN)	Reduces delay, potential for accidents, & emissions on I-110, SR 47, & Front St (all of which are NHS routes); existing/future peak pd. LOS will improve from LOS F to LOS C or better; At SR 47/Navy Way under Year 2030 conditions, 1,900 vehicle-hours/day and 144 truck-hours/day of delay will be eliminated; commensurate delay reduction expected at SR 47/Harbor Bl.	HWY	\$ 25,000,000	Yes	Yes	2020	2023
2.2	SR 47/Navy Way Interchange: Construction of interchange at SR-47/Navy Way to eliminate traffic signal and movement conflicts; this project was a S.CA Trade Corridor Tier II TCIF project as submitted to the CTC in 2008; project removes last signal on SR 47 between Desmond and V. Thomas Bridges; NHS Intermodal Connector Route; on USDOT PFN			\$ 50,000,000	Yes	Yes	2022	2025
2.3	Alameda Corridor Terminus/SR 47 Rail Crossing Advanced Warning System.	Reduces vehicle delay/emission by diverting traffic to unblocked routes	ITS	\$ 5,000,000	No	Yes	2020	2022
3	San Pedro Waterfront Regional Access Improvement			\$ 41,000,000				
	San Pedro Waterfront Regional Access Improvement: Widening/restriping of Harbor Blvd between SR 47 ramps & 7th Street to one lane in each direction; realignment/widening of Sampson Way between Nagoya Way & 22nd St. to add one lane in each direction	Improves motorized/non-motorized mobility to/from major destinations (Catalina Ferry, World Cruise Center, Battleship USS Iowa Museum, Ports O' Call, & Cabrillo Beach/Marina)	HWY	\$ 41,000,000	No	Yes	2021	2024
4	Port of Los Angeles Active Transportation Program			\$ 44,000,000				
4.1	Alameda Corridor Terminus/California Coastal Trail Extension Grade Separation (Pedestrian/Class I Bicycle Path bridge)	Ped/bike bridge provides grade-separated connection between worst economically-disadvantaged community in S. CA (Wilmington) & waterfront, over Alameda Corridor terminus freight rail line	ATP	\$ 15,000,000	No	Yes	2019	2021
4.2	California Coastal Trail - Ports O' Call Promenade (30-foot wide public promenade/Class I bike path)	Ped/bike path for major regional destinations (Catalina Ferry, World Cruise Center, Battleship USS Iowa Museum, Ports O' Call)		\$ 29,000,000	No	Yes	2017	2019
5	Port of Los Angeles National Highway System Improvement & Truck Reduction Program - Intermodal Rail Element, Phase 2			\$ 200,000,000				
5.1	New Terminal Island On-dock railyard	Eliminates movement of containers to/from off-dock railyards; reduces truck trips, truck miles, delay, emissions, and potential for accidents on streets/freeways (including on I-710, I-110, & SR 47)	GM & HWY	\$ 150,000,000	Yes	Yes	2025	2028
5.2	Terminal Island Rail Support Yard			\$ 50,000,000	Yes	Yes	2025	2028
6	Port of Los Angeles Container Movement Efficiency Program (Terminal improvements to increase cargo velocity)			\$ 383,000,000				
6.1	Container Movement Efficiency Program	Needed for seismic upgrades & to accommodate containerized cargo demand efficiently as possible; POLA comprises largest container seaport in North America (19% of all U.S. waterborne containers move through the POLA)	GM	\$ 383,000,000	Yes	Yes	2019	2023
				\$ 1,200,000,000				