



AUDIT COMMITTEE

Report to the
Board of Harbor Commissioners

DATE: OCTOBER 13, 2017
TO: AUDIT COMMITTEE OF THE BOARD OF HARBOR COMMISSIONERS
SUBJECT: CAPITAL IMPROVEMENT PROGRAM REPORT

The following items are transmitted to the Audit Committee:

1. Fiscal Year 2016/2017 CIP Budget to Actual Expenditure Report– This document compares Fiscal Year 2016/2017 CIP budget to actual expenditures through August 2017.
2. CIP Status Report – This document lists current CIP projects, project status, design and construction finish dates, budget, budget and schedule trends, project budget spent to date, percent of project budget spent to date, and comments.

EUGENE D. SEROKA
Executive Director

Attachments:

Transmittal 1: Fiscal Year 2016/2017 CIP Budget to Actual Expenditure Report

Transmittal 2: CIP Status Report (Actuals thru August 2017)

Author: David M. Walsh, P.E.
Chief Harbor Engineer

DATE: OCTOBER 13, 2017
TO: AUDIT COMMITTEE OF THE BOARD OF HARBOR COMMISSIONERS
SUBJECT: CAPITAL IMPROVEMENT PROGRAM REPORT

The following items are transmitted to the Audit Committee:

1. Fiscal Year 2016/2017 CIP Budget to Actual Expenditure Report– This document compares Fiscal Year 2016/2017 CIP budget to actual expenditures through August 2017.
2. CIP Status Report – This document lists current CIP projects, project status, design and construction finish dates, budget, budget and schedule trends, project budget spent to date, percent of project budget spent to date, and comments.

EUGENE D. SEROKA
Executive Director

Attachments:

Transmittal 1: Fiscal Year 2016/2017 CIP Budget to Actual Expenditure Report

Transmittal 2: CIP Status Report (Actuals thru August 2017)

Author: David M. Walsh, P.E.
Chief Harbor Engineer

DW
AW





Fiscal Year 2017/2018 CIP Budget to Actual Expenditure Report

		<u>Budget</u>		<u>Actuals Thru August 2017</u>	<u>Percentage Spent</u>
<u>In-House Labor</u>					
Engineering	\$	6,420,356	\$	884,280	13.8%
Construction	\$	6,728,231	\$	1,085,930	16.1%
Environmental	\$	141,204	\$	10,304	7.3%
Const. and Maint.	\$	948,464	\$	149,969	15.8%
<u>Consultants</u>					
Design Services	\$	8,497,378	\$	113,717	1.3%
Env. Services	\$	5,889,077	\$	262,330	4.5%
Construction Mgmt.	\$	2,288,721	\$	254,662	11.1%
Misc. Prof Services	\$	507,746	\$	17,760	3.5%
<u>Construction</u>	\$	39,502,006	\$	3,484,343	8.8%
<u>Miscellaneous</u>					
Materials/Equipment	\$	7,959,596	\$	470,577	5.9%
Other	\$	18,786,632	\$	879,106	4.7%
<u>Grand Total</u>	\$	97,669,411	\$	7,612,978	7.8%
Time Elapsed					16.7%





Summary of Audit Committee Status Report

Total No. of CIP Projects	118
Total Value of CIP Projects	\$951,602,858

Schedule

Number of projects on schedule	92		78%
Number of projects at risk of falling behind schedule	1		1%
Number of projects behind schedule	2		2%
Number of projects On Hold	23		19%
Total dollar value of projects on schedule	\$391,867,318		
Percent of total dollar value on schedule	91%		

Budget

Number of projects on budget	92		78%
Number of projects which may exceed budget	1		1%
Number of projects requiring budget adjustment	2		2%
Number of Projects On Hold	23		
Total dollar value of projects On Hold	\$523,104,747		
Total dollar value of projects on budget	\$390,982,772		
Percent of total dollar value on budget	91%		

The Engineering Division is currently tracking a total of 118 active Capital projects representing just under \$1B in total project value. From a budget perspective, 92 of these projects, or roughly 78% of all projects, are currently tracking on budget.

The 3 projects that are either over budget or at risk of being over budget include:

- 1) The Berths 121-131 (Yang Ming) Terminal Improvements EIR/EIS is over budget and needs PDC action to adjust;
- 2) The Berths 167-169 MOTEMS (Shell) project is under review and may need PDC action to adjust budget;
- 3) The Berth 164 MOTEMS (Valero) project is over budget and needs PDC action to adjust budget;

There are a total of 2 projects behind schedule and 1 project at risk of falling behind schedule.

The projects that are behind schedule or are at risk of falling behind schedule include:

- 1) The Berth 164 MOTEMS (Valero) project is delayed and needs PDC Action to change the project schedule;
- 2) The schedule for the Berths 148-151 MOTEMS (Phillips 66) project is under review and may need PDC Action to change the project schedule;
- 3) The Avalon & Fries Street Closure Environmental Assessment is delayed and needs PDC Action to change the project schedule.

There are a total of 23 projects that are currently on hold representing approximately \$523M of CIP budget. The projects/programs on hold include the Berth 121-131 Redevelopment (\$118M), The Berths 306 Development (\$202M), and Berth 57 AltaSea (\$58M)

Audit Committee Status Report

(Actuals Thru: August 2017)

Project Title	Project Status	Design Finish	Percent Design Complete	Constr. Finish	Percent Constr. Complete	Sched. Trend	No. of PDC Revs.	Projected Cost	Spent To Date	Percent Spent To Date	Budg. Trend	No. of PDC Revs.	Comments
I. Terminals													
Berth 90-93 - World Cruise Center													
1. B. 93 - Cruise Terminal - Customs and Border Protection Improvements (2525300)	Construction	02/12/17	100%	02/06/18	70%	✓	3	\$3,170,000	\$1,328,286	42%	✓	3	
2. B. 91-93 - Alternative Maritime Power (AMP) Upgrade and Retrofit (2527300)	Construction	03/23/16	100%	01/21/18	60%	✓	2	\$12,890,000	\$3,447,817	27%	✓		
3. B. 93 - Replacement of Elevator No. 6 (2528700)	Construction		N/A	10/31/17	95%	✓	5	\$253,796	\$193,194	76%	✓	2	August PDC schedule change
4. B. 93 - Elevator No. 4 Modernization (2534600)	Construction		N/A	10/31/17	95%	✓	4	\$245,780	\$205,706	84%	✓	2	August PDC schedule change
7. B. 93 - Install Two New Elevators at the Cruise Terminal (2543900)	Design		40%	06/30/19	0%	✓		\$2,500,000	\$109,575	4%	✓		
8. B. 91-92 - Passenger Terminal Fire Panel Installation (2545400)	Construction		N/A	10/31/17	90%	✓		\$340,000	\$0	0%	✓		New work order August PDC
BERTH 90-93 - WORLD CRUISE CENTER TOTAL								\$19,399,576	\$5,284,579	27%			
Berth 100-102 - China Shipping Container Terminal													
1. B. 100-102 - Marine Operations Building (2454300)	Hold	08/31/14	100%	04/30/17	0%	●		\$13,800,000	\$2,207,039	16%	●		
2. B. 100-102 - Crane Maintenance Building (2502600)	Hold	08/31/14	100%	04/30/17	0%	●		\$5,700,000	\$669,136	12%	●		
3. B. 97 - 109 - China Shipping Container Terminal Supplemental EIR (2535300)	Environmental		N/A	04/15/18	60%	✓	2	\$1,600,000	\$1,045,367	65%	✓	2	PDC schedule and budget change
OTHER TOTAL								\$21,100,000	\$3,921,541	19%			
BERTH 100-102 - CHINA SHIPPING CONTAINER TERMINAL TOTAL								\$21,100,000	\$3,921,541	19%			
Berth 121-131 - Yang Ming Container Terminal													
1. Phase I & II													
1. B. 121-131 - Wharf Upgrades (2449000)	Hold	04/10/16	5%	04/10/18	0%	●		\$106,700,000	\$2,672,679	3%	●		
2. B. 121-131 - West Basin Intermodal Container Transfer Facility (WBICTF) Expansion (2481000)	Hold	04/10/16	0%	04/10/18	0%	●		\$11,100,000	\$434,548	4%	●		
3. B. 121-131 - Terminal Redevelopment - Planning and Environmental (2523200)	Environmental		N/A	08/31/18	70%	✓	2	\$3,750,000	\$2,512,242	67%	✗	3	Need PDC action to adjust budget
5. B. 127-131 - Alternative Maritime Power (AMP) Caddy System (2540100)	Hold	07/01/16	25%	12/31/16	0%	●		\$980,000	\$39,972	4%	●		
6. 2001 John S. Gibson Blvd - Yang Ming Administration Building Improvements (2545900)	Bid (Adv.) and Award		N/A	06/02/18	0%	✓		\$600,000	\$0	0%	✓		

Audit Committee Status Report

(Actuals Thru: August 2017)

Project Title	Project Status	Design Finish	Percent Design Complete	Constr. Finish	Percent Constr. Complete	Sched. Trend	No. of PDC Revs.	Projected Cost	Spent To Date	Percent Spent To Date	Budg. Trend	No. of PDC Revs.	Comments
PHASE I & II TOTAL								\$123,130,000	\$5,659,441	5%			
BERTH 121-131 - YANG MING CONTAINER TERMINAL TOTAL								\$123,130,000	\$5,659,441	5%			
Berth 135-147 - TRAPAC Container Terminal													
BERTH 135-147 - TRAPAC CONTAINER TERMINAL TOTAL										100%			The entire \$510M TraPac Program is completed!
Berth 171-181 - Development													
1. B. 174-181 - Electrical Infrastructure Improvements (2544100)	Design	01/31/18	1%	10/31/19	0%	✔		\$3,800,000	\$7,165	0%	✔		
BERTH 171-181 - DEVELOPMENT TOTAL								\$3,800,000	\$7,165	0%			
Berth 212-224 - YTI Container Terminal													
3. B. 212-224 - Intermodal Container Transfer Facility (ICTF) Expansion (2533300)	Construction	04/29/16	100%	11/04/17	70%	✔	1	\$6,455,400	\$2,187,836	34%	✔		
6. B. 214 - 220 - Concrete Wharf Inspection and Improvements (2537800)	Design	12/31/17	40%	04/30/19	0%	✔	1	\$5,441,000	\$349,965	6%	✔	1	
7. B. 212-224 - Terminal Lighting Replacement (2544600)	Hold	08/15/17	100%	01/30/18	5%	⊖		\$1,400,000	\$6,250	0%	⊖		work order to be cancelled
BERTH 212-224 - YTI CONTAINER TERMINAL TOTAL								\$13,296,400	\$2,544,051	19%			
Berth 222-236 - Development													
1. B. 226-236 - Terminal Improvements - Planning and Environmental (2524200)	Environmental		N/A	12/31/17	93%	✔	5	\$4,269,706	\$3,294,008	77%	✔	2	
2. B. 228-230 - Alternative Maritime Power (AMP) Upgrade and Retrofit (2529400)	Design	03/14/18	90%	09/17/20	0%	✔	4	\$7,000,000	\$202,511	3%	✔		
3. B. 226-236 Terminal Improvements - Wharf and Backlands (2531200)	Design	03/14/18	93%	09/17/20	0%	✔	5	\$36,110,035	\$1,409,949	4%	✔		
4. B. 226-236 - Terminal Infrastructure Reconstruction (2539400)	Design	03/14/18	95%	09/17/20	0%	✔	3	\$11,311,000	\$71,775	1%	✔	1	
5. B. 226 - Electrical Infrastructure for E-Truck Plug-In and LNG Fueling Stations (2544000)	Construction	08/31/17	100%	03/31/18	1%	✔	1	\$200,000	\$15,481	8%	✔	1	
6. B. 226-236 - Advanced Cargo Handling Demonstration (2545300)	Design	12/29/17	5%	06/28/19	0%	✔		\$2,000,000	\$3,262	0%	✔		
BERTH 222-236 - DEVELOPMENT TOTAL								\$60,890,741	\$4,996,986	8%			
Berth 300-306 - Development													
1. RB 301-305 - Buildings, Gates, and Backland Development (2489000)	Hold	08/04/17	2%	01/21/20	0%	⊖		\$30,000,000	\$617,429	2%	⊖		

Audit Committee Status Report

(Actuals Thru: August 2017)

Project Title	Project Status	Design Finish	Percent Design Complete	Constr. Finish	Percent Constr. Complete	Sched. Trend	No. of PDC Revs.	Projected Cost	Spent To Date	Percent Spent To Date	Budg. Trend	No. of PDC Revs.	Comments
2. B. 306 - Wharf and Backland Development (2489100)	Hold	02/01/17	59%	01/21/20	0%	●		\$163,000,000	\$1,147,099	1%	●		
3. B. 306 - Alternative Maritime Power (AMP) (2506800)	Hold	02/01/17	50%	01/31/20	0%	●		\$9,090,000	\$38,027	0%	●		
BERTH 300-306 - DEVELOPMENT TOTAL								\$202,090,000	\$1,802,555	1%			
Berth 400-409 - Development													
1. B. 402-403 - Expansion Joint Repaving (2536300)	Construction	08/09/16	100%	02/28/18	10%	✓	3	\$287,000	\$53,161	19%	✓	1	
BERTH 400-409 - DEVELOPMENT TOTAL								\$287,000	\$53,161	19%			
Motems													
1. B. 238 - MOTEMS - PBF Energy (2489900)	Design	09/10/18	1%	03/09/20	0%	✓	1	\$25,675,000	\$2,443,845	10%	✓		
2. B. 167-169 - MOTEMS- Shell (2493600)	Design	01/28/19	90%	01/24/22	0%	✓	3	\$22,540,338	\$3,800,699	17%	⚠		Project under evaluation may need PDC action to adjust budget
3. B. 163 - MOTEMS- NuStar (2493700)	Hold	07/02/18	0%	06/08/20	0%	●	1	\$23,976,000	\$1,356,502	6%	●		
4. B. 148-151 - MOTEMS- Phillips 66 (2493800)	Design	07/16/18	0%	01/13/20	0%	⚠	1	\$24,626,142	\$2,166,243	9%	✓		Schedule under review may need PDC action to adjust
5. B. 164 - MOTEMS - Valero (2493900)	Design	12/11/17	15%	06/10/19	0%	✗	1	\$11,225,000	\$2,244,479	20%	✗		Need PDC action to adjust budget and schedule
6. B. 187-191 - MOTEMS- Vopak (2494000)	Hold	02/16/17	0%	01/10/19	0%	●		\$61,561,271	\$2,829,102	5%	●		
7. B. 163 - MOTEMS Repairs - Nustar (2524400)	Completed	05/31/14	100%	05/12/17	100%	✓	2	\$1,266,285	\$1,133,994	90%	✓	1	
8. B. 164 - MOTEMS Repairs - Valero (2524500)	Completed	05/31/14	100%	05/12/17	100%	✓	2	\$1,023,048	\$863,843	84%	✓	1	
9. B. 187-190 - MOTEMS Repairs - Vopak (2524600)	Hold	09/03/17	25%	12/05/18	0%	●	2	\$3,575,000	\$446,682	12%	●		
10. B. 148-149 - MOTEMS Repairs - Phillips 66 (2539800)	Design	02/03/18	95%	08/05/19	0%	✓	1	\$1,920,000	\$202,675	11%	✓		
MOTEMS TOTAL								\$177,388,084	\$17,488,065	10%			
Miscellaneous Terminal Improvements													
1. B. 196-199 - Wharf Rehabilitation (2516600)	Construction	02/22/16	100%	11/19/18	1%	✓	4	\$14,300,000	\$2,862,016	20%	✓	3	
3. B. 240 A, B, & C - Seawall Improvements - ExxonMobil (2537600)	Design	10/16/17	90%	11/06/18	0%	✓	1	\$4,500,000	\$291,048	6%	✓		
4. B. 177-178 - Wharf Restoration (2538900)	Hold	06/30/17	0%	12/31/18	0%	●		\$1,000,000	\$2,824	0%	●		

Audit Committee Status Report

(Actuals Thru: August 2017)

Project Title	Project Status	Design Finish	Percent Design Complete	Constr. Finish	Percent Constr. Complete	Sched. Trend	No. of PDC Revs.	Projected Cost	Spent To Date	Percent Spent To Date	Budg. Trend	No. of PDC Revs.	Comments
5. New Dredge Material Disposal Site (2542800)	Construction		N/A	07/31/21	10%	✓		\$248,000	\$0	0%	✓		
6. B. 179-181 Wharf and Bollard Repair (2543300)	Design	12/31/17	50%	09/30/18	0%	✓	1	\$1,140,000	\$39,036	3%	✓		
7. Tri-Marine Fish Company Lighting Upgrade (2545000)	Construction	07/25/17	100%	11/30/17	1%	✓		\$80,000	\$7,415	9%	✓		
MISCELLANEOUS TERMINAL IMPROVEMENTS TOTAL								\$21,268,000	\$3,202,337	15%			
TERMINALS TOTAL								\$642,649,801	\$44,959,880	7%			
II. Transportation													
Transportation Improvements													
8. Avalon and Fries Street Closures Environmental Assessment (2516700)	Environmental		N/A	06/30/17	99%	✗	1	\$779,650	\$435,066	56%	✓		
9. At-Grade Rail Crossing Protection System for Anaheim St. Rail Crossing of McFarland Lead Track (2524100)	Construction	08/31/15	100%	03/31/18	40%	✓	3	\$463,623	\$233,674	50%	✓	2	
10. SCIG Bridge and Road Review (2532200)	Hold	06/30/16	95%		N/A	●		\$200,000	\$99,414	50%	●		
11. State Route 47/Vincent Thomas Bridge & Front St./Harbor Blvd Interchange Reconfiguration - Study Reports (2533400)	Design	02/28/18	70%		N/A	✓	1	\$1,500,000	\$640,291	43%	✓		
12. West Basin Lead Track Gap Closure (2536600)	Design	10/31/18	85%	09/01/20	0%	✓	2	\$10,056,000	\$469,899	5%	✓	1	
13. Navy Way Speed Hump Reconstruction and Restriping (2538300)	Bid (Adv.) and Award	07/31/17	100%	03/29/19	0%	✓	3	\$1,850,000	\$42,427	2%	✓	1	
14. Water Street Resurfacing (2538500)	Bid (Adv.) and Award	03/10/17	100%	03/29/19	0%	✓	2	\$800,000	\$58,445	7%	✓		
15. Reeves Avenue Resurfacing (2538700)	Bid (Adv.) and Award	02/10/17	100%	05/31/19	0%	✓	2	\$660,000	\$26,211	4%	✓		
16. Miner Street Resurfacing (2538800)	Bid (Adv.) and Award	04/07/17	100%	04/05/19	0%	✓	1	\$500,000	\$29,507	6%	✓		
17. B. 200 - Rail Yard and Track Connections Enhancements (2540800)	Bid (Adv.) and Award	09/30/17	100%	01/31/19	0%	✓	2	\$3,000,000	\$245,684	8%	✓	1	
18. Metro Bike Share at the Port of Los Angeles (2541300)	Completed	04/30/17	100%	07/31/17	100%	✓		\$155,000	\$65,873	42%	✓		Project Completed
19. Waterside Emergency Access - Various Locations (2542400)	Construction	09/15/17	100%	11/30/17	5%	✓		\$70,000	\$24,570	35%	✓		
20. Pier A - Street Resurfacing (2542900)	Design	01/31/18	1%	07/31/18	0%	✓		\$1,200,000	\$238	0%	✓		
21. Swinford Street, Front Street, and Regan Street - Resurfacing Project (2543100)	Design	12/29/17	1%	06/29/18	0%	✓		\$850,000	\$0	0%	✓		
23. Alameda Street & Dispatch Hall Driveway Traffic Signal (2544900)	Design	09/30/18	15%	02/28/19	0%	✓		\$610,000	\$7,210	1%	✓		

Audit Committee Status Report

(Actuals Thru: August 2017)

Project Title	Project Status	Design Finish	Percent Design Complete	Constr. Finish	Percent Constr. Complete	Sched. Trend	No. of PDC Revs.	Projected Cost	Spent To Date	Percent Spent To Date	Budg. Trend	No. of PDC Revs.	Comments
TRANSPORTATION IMPROVEMENTS TOTAL								\$22,694,273	\$2,378,507	10%			
TRANSPORTATION TOTAL								\$22,694,273	\$2,378,507	10%			
III. Security													
Homeland Security													
1. POLA Fiber Optic - Phase 2 Continuation (2538400)	Completed	12/31/16	100%	07/31/17	100%	✓		\$1,300,000	\$667,457	51%	✓		
2. Port Police 700 MHz Radio System - Phase I (2542000)	Construction	12/31/16	100%	01/31/18	1%	✓	1	\$1,202,310	\$0	0%	✓	1	
3. Port Police 700 MHz Radio System - Phase II (2542100)	Design	11/30/17	45%	09/30/20	0%	✓		\$7,884,574	\$410	0%	✓	1	
4. Port Police - LAPD LAN Network Connection (2546100)	Bid (Adv.) and Award	09/11/17	N/A	02/07/18	0%	✓		\$88,525	\$0	0%	✓		New work order
HOMELAND SECURITY TOTAL								\$10,475,409	\$667,867	6%			
SECURITY TOTAL								\$10,475,409	\$667,867	6%			
IV. Public Access/Environmental Enhancements													
Port-Wide Public Enhancements													
1. Front Street Beautification (2504700)	Hold	08/31/15	100%	12/31/18	20%	●	1	\$6,850,000	\$1,934,390	28%	●		
PORT-WIDE PUBLIC ENHANCEMENTS TOTAL								\$6,850,000	\$1,934,390	28%			
Los Angeles Waterfront													
1. San Pedro Waterfront													
1. San Pedro Waterfront - Harbor Boulevard (SP Slip to 22nd St.) Roadway Improvements (2488200)	Hold	07/01/18	0%	01/03/21	0%	●		\$22,000,000	\$1,468,804	7%	●	1	
3. San Pedro Waterfront - B. 57 - Wharf Retrofit and Signal Street Improvements (2500600)	Hold	12/31/19	12%	12/31/21	0%	●		\$58,216,476	\$3,078,271	5%	●		
4. San Pedro Waterfront - Sampson Way Roadway Improvements - 7th Street & Harbor Blvd, Intersection (2509400)	Construction	02/22/16	100%	08/28/18	50%	✓	2	\$14,800,000	\$6,694,346	45%	✓	1	
5. San Pedro Waterfront - B. 57 - AltaSea Environmental Assessment (2531800)	Environmental		N/A	02/28/18	70%	✓	1	\$1,000,000	\$154,807	15%	✓		
6. San Pedro Waterfront - Ports O' Call Promenade and Town Square (2532100)	Design	09/01/18	20%	09/03/21	0%	✓	3	\$32,900,000	\$1,276,428	4%	✓		
7. San Pedro Waterfront - B. 79 - Buildings and Floats Demolition (2538000)	Design	09/01/18	5%	09/03/21	0%	✓	2	\$488,000	\$8,620	2%	✓		

Audit Committee Status Report

(Actuals Thru: August 2017)

Project Title	Project Status	Design Finish	Percent Design Complete	Constr. Finish	Percent Constr. Complete	Sched. Trend	No. of PDC Revs.	Projected Cost	Spent To Date	Percent Spent To Date	Budg. Trend	No. of PDC Revs.	Comments
8. San Pedro Waterfront - B. 80-83 - Buildings and Floats Demolition (2538100)	Design	09/01/18	30%	09/03/21	10%	✓	2	\$1,733,000	\$95,053	5%	✓		
9. San Pedro Waterfront - B. 78 - Chevron Clean-up (2538200)	Design	09/01/18	80%	09/03/21	0%	✓	2	\$1,500,000	\$71,649	5%	✓		
10. San Pedro Waterfront - B. 80-83 - Waterside Improvements (2539000)	Design	09/01/18	5%	09/03/21	0%	✓	2	\$5,700,000	\$4,988	0%	✓		
11. San Pedro Waterfront - Harbor Boulevard From Miner Street to SP Slip Roadway Improvements (2543000)	Design	12/31/17	45%	07/01/19	0%	✓		\$6,000,000	\$132,362	2%	✓		
12. Waterfront Gateway - Fanfare Fountain Animation Control and PLC Upgrade (2544300)	Construction		N/A	10/15/17	10%	✓		\$99,125	\$5,549	6%	✓		
13. Harbor Boulevard - Automated Public Toilet Retrofits (2546000)	Bid (Adv.) and Award		N/A	06/30/18	0%	✓		\$200,000	\$0	0%	✓		
SAN PEDRO WATERFRONT TOTAL								\$144,636,601	\$12,990,878	9%			
2. Wilmington Waterfront Development													
1. Wilmington Waterfront Park Street Vacations (2525600)	Design	01/02/19	60%	07/05/19	N/A	✓	3	\$195,000	\$92,799	48%	✓	1	
3. Wilmington Waterfront Promenade (2533000)	Design	04/30/18	75%	10/31/20	0%	✓	1	\$52,700,000	\$2,123,014	4%	✓	1	
4. Wilmington Waterfront - Avalon Promenade and Gateway (2537700)	Design	02/28/18	10%	09/01/20	0%	✓	1	\$23,800,000	\$1,232,940	5%	✓	1	
5. Wilmington Waterfront Signage Improvements (2538600)	Design	10/31/17	80%	07/30/18	0%	✓	1	\$600,000	\$90,210	15%	✓		
6. Wilmington Waterfront - West End Park Improvements (2543200)	Design	03/31/18	40%	03/31/19	0%	✓		\$481,000	\$17,389	4%	✓		
7. Wilmington Waterfront - Site Characterization Assessments (2545600)	Environmental		N/A	09/30/18	5%	✓		\$500,000	\$0	0%	✓		New work order August PDC
WILMINGTON WATERFRONT DEVELOPMENT TOTAL								\$78,276,000	\$3,556,352	5%			
LOS ANGELES WATERFRONT TOTAL								\$222,912,601	\$16,547,230	7%			
Environmental Enhancements													
1. Inner Cabrillo Beach - Installation of Tidal Gate at Storm Drain (SD-01) (2544200)	Construction	06/29/17	100%	12/31/17	1%	✓		\$72,800	\$14,097	19%	✓		
ENVIRONMENTAL ENHANCEMENTS TOTAL								\$72,800	\$14,097	19%			
PUBLIC ACCESS/ENVIRONMENTAL ENHANCEMENTS TOTAL								\$229,835,401	\$18,495,718	8%			
V. Maritime Services													
Harbor Department Facilities													

Audit Committee Status Report

(Actuals Thru: August 2017)

Project Title	Project Status	Design Finish	Percent Design Complete	Constr. Finish	Percent Constr. Complete	Sched. Trend	No. of PDC Revs.	Projected Cost	Spent To Date	Percent Spent To Date	Budg. Trend	No. of PDC Revs.	Comments
1. B. 161 - Marine Ways Modifications (2486100)	Hold	02/12/16	90%	04/30/17	0%	●	2	\$2,020,000	\$409,108	20%	●	1	
2. Harbor Administration Building - HVAC Replacement (2509600)	Design	11/30/18	80%	05/29/20	0%	✓	3	\$9,500,000	\$407,316	4%	✓	1	August PDC budget and schedule change
4. Harbor Administration Building - 4th Floor Work Space Solutions (2517900)	Design	08/31/18	1%	12/20/19	0%	✓	2	\$3,667,200	\$80,129	2%	✓	2	August PDC budget and schedule change
5. Harbor Administration Building - 1st Floor and Mail Room Furniture (2518000)	Hold	12/31/14	10%	12/31/16	0%	●	1	\$221,000	\$41,109	19%	●		
6. Harbor Administration Building - 2nd Floor Information Technology Furniture (2518100)	Hold	12/31/14	10%	12/31/16	0%	●	1	\$221,000	\$27,086	12%	●		
7. Harbor Administration Building - 3rd Floor Furniture Removal & Installation (2518200)	Hold	12/31/14	30%	12/31/16	0%	●	1	\$1,065,000	\$80,010	8%	●		
9. Klein Billing and Port Pilot Systems Enhancement (2532400)	Construction		N/A	08/31/20	20%	✓	1	\$1,618,000	\$270,195	17%	✓	1	
10. Web-Based Construction Management System (2532900)	Construction	09/30/17	100%	02/28/18	1%	✓	3	\$339,000	\$13,706	4%	✓	1	
15. Harbor Administration Building - IT HVAC Emergency Back Up Unit (2539200)	Construction		N/A	03/31/18	15%	✓	2	\$466,000	\$205,980	44%	✓	2	
18. B. 186 - Banning's Landing HVAC System Upgrade (2541000)	Construction		N/A	12/31/17	30%	✓	1	\$400,000	\$111,554	28%	✓		
19. B. 260 - Port Police Dive House Improvements (2541500)	Hold		N/A	04/30/17	0%	●		\$395,000	\$23,178	6%	●		
20. B. 161- C&M Admin Bldg Parking Lot Improvements (2541700)	Construction	11/14/16	100%	10/16/17	1%	✓		\$41,000	\$3,658	9%	✓		
22. B. 161 - Elevator Modernization (2542500)	Bid (Adv.) and Award	01/04/17	100%	11/30/17	0%	✓	2	\$146,000	\$0	0%	✓	1	
25. B. 161 - Installation of Electrical Vehicle Chargers (2544400)	Construction	05/04/17	100%	02/16/18	30%	✓		\$150,000	\$48,069	32%	✓		September PDC schedule change
26. B. 161 - Under Wharf Utilities Replacement (2544500)	Construction	06/07/17	100%	10/20/17	55%	✓		\$350,000	\$53,038	15%	✓		
27. 239 North Avalon - EV Charger Outlets Installation (2544700)	Hold	09/01/17	100%	10/13/17	0%	●		\$34,000	\$6,382	19%	●		
29. HAB New Skylight at Penthouse Roof (2545100)	Construction	08/19/17	100%	04/30/18	1%	✓		\$93,000	\$0	0%	✓		
30. B. 161 - C&M Maintenance Yard Carpenter Shop Remodel (2545200)	Construction	07/11/17	100%	10/31/18	10%	✓		\$910,000	\$60,601	7%	✓		
31. Harbor Administrative Building - Garage Doors Replacement (2545500)	Design	11/30/17	25%	07/31/18	0%	✓		\$189,000	\$3,531	2%	✓		New work order August PDC
32. B. 161 - Renovate Office Building (2545700)	Planning	08/15/18	0%	03/27/19	0%	✓		\$1,000,000	\$7,022	1%	✓		
33. 272 South Fries Ave - Building Improvements (2545800)	Bid (Adv.) and Award		N/A	09/30/18	0%	✓		\$800,000	\$0	0%	✓		
34. 514 Pier A Street - Soils Lab Interior Upgrades (2546200)	Bid (Adv.) and Award		N/A	08/30/18	0%	✓		\$150,000	\$0	0%	✓		New work order

Audit Committee Status Report

(Actuals Thru: August 2017)

Project Title	Project Status	Design Finish	Percent Design Complete	Constr. Finish	Percent Constr. Complete	Sched. Trend	No. of PDC Revs.	Projected Cost	Spent To Date	Percent Spent To Date	Budg. Trend	No. of PDC Revs.	Comments
35. 514 Pier A Street - Soils Lab Elevator Modernization (2546400)	Bid (Adv.) and Award		N/A	09/01/18	0%	✓		\$150,000	\$0	0%	✓		New work order
HARBOR DEPARTMENT FACILITIES TOTAL								\$23,925,200	\$1,851,673	8%			
Miscellaneous Projects													
1. Badger Avenue Bridge Rehabilitation (2525000)	Completed	02/24/16	100%	08/28/17	100%	✓	4	\$2,015,200	\$1,650,957	82%	✓	1	Project completed
2. B. 84 - Maritime Museum Wharf Rehabilitation (2526200)	Construction	01/29/16	100%	12/31/17	50%	✓	2	\$3,900,000	\$809,744	21%	✓		
3. 300 Water Street - Office Building Re-Roof and Cooling Tower Replacement (2528900)	Bid (Adv.) and Award	07/10/14	N/A	05/28/18	0%	✓	1	\$704,004	\$34,168	5%	✓	1	
4. Ports O'Call - American Disability Act Compliant Restrooms (2531700)	Construction	08/30/15	100%	12/31/17	95%	✓	4	\$1,191,240	\$1,092,676	92%	✓	1	
5. B. 85 - Port Police Float System Replacement (2534900)	Bid (Adv.) and Award	07/01/15	N/A	12/24/17	0%	✓	1	\$1,500,000	\$0	0%	✓	1	
7. B. 72 - Municipal Fish Market - Chiller Unit Electrical Replacement (2540300)	Construction	11/03/16	100%	12/01/17	95%	✓		\$92,000	\$45,888	50%	✓		
9. B. 270-271 - Sea Wall Enhancement (2540900)	Design	06/04/18	30%	03/06/20	0%	✓		\$2,500,000	\$59,039	2%	✓		
10. Badger Avenue Bridge Conley Joints Purchase (2541200)	Bid (Adv.) and Award		N/A	11/30/17	0%	✓		\$460,329	\$0	0%	✓		
11. Badger Avenue Bridge Elevator Cars Modernization (2541400)	Construction		N/A	12/31/17	50%	✓	1	\$583,000	\$377,362	65%	✓	1	
12. FY 17/18 CIP Deferred Maintenance Projects (2542600)	Planning		N/A		N/A	✓		\$5,230,000	\$0	0%	✓		
14. B. 72 - Municipal Fish Market Door Replacement (2543800)	Construction	02/13/17	100%	12/31/17	25%	✓		\$247,000	\$1,829	1%	✓		
15. POLA Sidewalk Repair Program - Sidewalk within POLA Facilities (2546300)	Design	12/31/21	1%	06/30/22	0%	✓		\$3,600,000	\$0	0%	✓		New work order September PDC
MISCELLANEOUS PROJECTS TOTAL								\$22,022,773	\$4,071,663	18%			
MARITIME SERVICES TOTAL								\$45,947,973	\$5,923,336	13%			
CIP TOTAL COST								\$951,602,858	\$72,425,308	8%			