



AUDIT COMMITTEE

Report to the
Board of Harbor Commissioners

Item #3

DATE: FEBRUARY 11, 2016
TO: AUDIT COMMITTEE OF THE BOARD OF HARBOR COMMISSIONERS
SUBJECT: CAPITAL IMPROVEMENT PROGRAM REPORT

The following items are transmitted to the Audit Committee:

1. Fiscal Year 2015/2016 CIP Budget to Actual Expenditure Report Expenditures– This document compares Fiscal Year 2015/2016 CIP budget to actual expenditures through December 2015.
2. CIP Status Report – This document lists current CIP projects, project status, design and construction finish dates, budget, budget and schedule trends, project budget spent to date, percent of project budget spent to date, and comments.

EUGENE D. SEROKA
Executive Director

Attachments:

Transmittal 1: Fiscal Year 2015/2016 CIP Budget to Actual Expenditure Report

Transmittal 2: CIP Status Report (Actuals thru December 2015)

Author: David M. Walsh, P.E.
Chief Harbor Engineer

CAPITOL BOND®




Fiscal Year 2015/2016 CIP Budget to Actual Expenditure Report

	<u>Budget</u>		<u>Actuals Thru December 2015</u>	<u>Percentage Spent</u>
<u>In-House Labor</u>				
Engineering	\$ 6,958,225	\$	2,873,420	41.3%
Construction	\$ 7,417,769	\$	3,593,240	48.4%
Environmental	\$ 490,844	\$	111,026	22.6%
Const. and Maint.	\$ 1,820,359	\$	402,917	22.1%
<u>Consultants</u>				
Design Services	\$ 10,548,657	\$	3,394,675	32.2%
Env. Services	\$ 6,992,609	\$	550,974	7.9%
Construction Mgmt.	\$ 10,370,116	\$	3,438,702	33.2%
Misc. Prof Services	\$ 557,058	\$	-	0.0%
<u>Construction</u>	\$ 125,639,599	\$	46,031,805	36.6%
<u>Miscellaneous</u>				
Materials/Equipment	\$ 5,406,979	\$	1,040,020	19.2%
Other	\$ 22,634,489	\$	2,880,510	12.7%
<u>Grand Total</u>	\$ 198,836,704	\$	64,317,289	32.3%
			Time Elapsed	50.0%




Summary of Audit Committee Status Report

Total No. of CIP Projects	124
Total Value of CIP Projects	\$1,299,054,081

Schedule

Number of projects on schedule	116		94%
Number of projects at risk of falling behind schedule	0		0%
Number of projects behind schedule	8		6%
Total dollar value of projects on schedule	\$1,158,271,830		
Percent of total dollar value on schedule	89%		

Budget

Number of projects on budget	122		98%
Number of projects which may exceed budget	0		0%
Number of projects requiring budget adjustment	2		2%
Total dollar value of projects on budget	\$1,181,254,081		
Percent of total dollar value on budget	91%		

The Engineering Division is currently tracking a total of 124 active Capital projects representing just under \$1.3B in total project value. From a budget perspective, 122 of these projects, or roughly 98% of all projects, are currently tracking on budget.

The 2 projects that are either over budget or at risk of being over budget include:

- 1) Two projects for the B. 121-131 (Yang Ming) Terminal Improvements are under re-evaluation and a new term sheet is being contemplated. Additional cost escalation is required due to the continued delays in implementation. In addition, YML input has led to scope change and a corresponding cost increase for the ICTF element of the project;

Projects that are behind schedule include:

- 1) Two projects for the B. 100-102 China Shipping Terminal Improvements are delayed pending completion of a new EIR/EIS document
- 2) Two projects for the B. 121-131 (Yang Ming) Terminal Improvements are under re-evaluation of the projects alignment with the Business Development Plan; A new proposed Term Sheet is being contemplated.
- 3) Four projects in the SNAP Program that are delayed due to a re-evaluation of the space needs of the HAB Building;

Audit Committee Status Report

Actuals Thru: December 2015

Project Title	Project Status	Design Finish	Percent Design Complete	Constr. Finish	Percent Constr. Complete	Sched. Trend	No. of PDC Revs.	Projected Cost	Spent To Date	Percent Spent To Date	Budg. Trend	No. of PDC Revs.	Comments
I. Terminals													
Berth 90-93 - World Cruise Center													
1. B. 93 - Cruise Terminal - Customs and Border Protection Improvements (2525300)	Design	06/30/16	95%	02/28/18	0%	✓	1	\$2,740,000	\$297,418	11%	✓	1	
2. B. 91-93 - Alternative Maritime Power (AMP) Upgrade and Retrofit (2527300)	Design	03/22/16	95%	01/21/18	0%	✓	2	\$12,890,000	\$391,360	3%	✓		
5. B. 93 - Replacement of Elevator No. 6 (2528700)	Construction		N/A	07/15/16	1%	✓	1	\$200,000	\$0	0%	✓	2	
7. B. 93 - Elevator No. 4 Modernization (2534600)	Construction		N/A	06/24/16	1%	✓		\$200,000	\$0	0%	✓	1	
BERTH 90-93 - WORLD CRUISE CENTER TOTAL								\$16,030,000	\$688,778	4%			
Berth 100-102 - China Shipping Container Terminal													
1. B. 100-102 - Marine Operations Building (2454300)	Hold	08/31/14	100%	04/30/17	0%	✗		\$13,800,000	\$2,148,985	16%	✓		
2. B. 100-102 - Crane Maintenance Building (2502600)	Hold	08/31/14	100%	04/30/17	0%	✗		\$5,700,000	\$639,185	11%	✓		
3. B. 97 - 109 - China Shipping Container Terminal Supplemental EIR (2535300)	Environmental		N/A	11/15/16	20%	✓		\$100,000	\$10,905	11%	✓		
OTHER TOTAL								\$19,600,000	\$2,799,074	14%			
BERTH 100-102 - CHINA SHIPPING CONTAINER TERMINAL TOTAL								\$19,600,000	\$2,799,074	14%			
Berth 121-131 - Yang Ming Container Terminal													
1. Phase I & II													
1. B. 121-131 - Wharf Upgrades (2449000)	Hold	04/10/16	5%	04/10/18	0%	✗		\$106,700,000	\$2,431,147	2%	✗		
2. B. 121-131 - West Basin Intermodal Container Transfer Facility (WBICTF) Expansion (2481000)	Hold	04/10/16	0%	04/10/18	0%	✗		\$11,100,000	\$434,548	4%	✗		
4. B. 121-131 - Terminal Redevelopment - Planning and Environmental (2523200)	Environmental	05/30/13	N/A	06/15/17	40%	✓	1	\$3,550,000	\$979,507	28%	✓	1	
6. B. 121-126 - Electrical Upgrades - Vacuum Breakers (2533600)	Construction	06/30/15	N/A	06/24/16	50%	✓		\$550,000	\$4,581	1%	✓		
PHASE I & II TOTAL								\$121,900,000	\$3,849,783	3%			
BERTH 121-131 - YANG MING CONTAINER TERMINAL TOTAL								\$121,900,000	\$3,849,783	3%			
Berth 135-147 - TRAPAC Container Terminal													

Audit Committee Status Report

Actuals Thru: December 2015

Project Title	Project Status	Design Finish	Percent Design Complete	Constr. Finish	Percent Constr. Complete	Sched. Trend	No. of PDC Revs.	Projected Cost	Spent To Date	Percent Spent To Date	Budg. Trend	No. of PDC Revs.	Comments
2. B. 142-143 - Backland Improvements - Phases 2-4 (2449800)	Construction	09/09/13	100%	03/22/17	62%	✓		\$143,422,405	\$84,281,216	59%	✓		
3. B. 142-147 - ICTF (2455100)	Construction	09/08/13	100%	05/22/16	95%	✓	1	\$85,865,560	\$60,343,928	70%	✓		
6. B. 134-135 - Backland Expansion (5-acre) (2513800)	Bid and Award	01/27/16	100%	04/21/17	0%	✓		\$10,753,500	\$284,003	3%	✓		
8. B. 142 - Crane Maintenance Building (2517700)	Construction	01/31/15	100%	08/02/17	16%	✓	2	\$9,480,302	\$1,156,243	12%	✓	1	
9. B. 136-139 - Terminal Electrification Improvements - Environmental (2536400)	Environmental		N/A	03/14/16	70%	✓	1	\$300,000	\$18,103	6%	✓	1	
BERTH 135-147 - TRAPAC CONTAINER TERMINAL TOTAL								\$249,821,767	\$146,083,493	58%			
Berth 212-224 - YTI Container Terminal													
3. B. 214 - 220 - Redevelopment (2519800)	Construction	03/25/15	100%	05/12/17	8%	✓		\$44,557,782	\$6,374,819	14%	✓	1	
4. B. 214-220 - Alternative Maritime Power (AMP) Improvements (2532500)	Construction	03/25/15	100%	05/12/17	5%	✓		\$12,722,498	\$385,318	3%	✓	1	
5. B. 212-224 - Intermodal Container Transfer Facility (ICTF) Expansion (2533300)	Design	04/29/16	80%	10/02/17	0%	✓	1	\$6,455,400	\$84,667	1%	✓		
6. B. 214-220 - 480V Main Breakers Replacement (2533500)	Construction	02/12/15	100%	05/12/17	5%	✓		\$1,496,000	\$21,658	1%	✓		
7. B. 212 - Underground Valves Replacement (2534300)	Bid and Award		N/A	06/30/16	0%	✓		\$81,820	\$0	0%	✓		
8. B. 214 - 220 - Concrete Wharf Inspection and Improvements (2537800)	Planning	12/31/16	0%	12/31/17	0%	✓		\$3,702,000	\$0	0%	✓		New work order Jan PDC
BERTH 212-224 - YTI CONTAINER TERMINAL TOTAL								\$69,015,500	\$6,866,462	10%			
Berth 222-236 - Development													
2. B. 226-236 - Leak Detection And Warning System (2519400)	Construction	03/24/14	100%	06/12/16	70%	✓		\$350,000	\$325,159	93%	✓		
3. B. 226-236 - Terminal Improvements - Planning and Environmental (2524200)	Environmental		N/A	12/08/16	40%	✓	2	\$3,360,000	\$1,409,899	42%	✓		
5. B. 228-230 - Alternative Maritime Power (AMP) Upgrade and Retrofit (2529400)	Design	01/12/17	40%	07/14/19	0%	✓	2	\$7,000,000	\$21,773	0%	✓	1	
6. B. 226-236 Terminal Improvements - Wharf and Backlands (2531200)	Design	01/12/17	40%	07/14/19	0%	✓	2	\$36,110,035	\$285,494	1%	✓		
BERTH 222-236 - DEVELOPMENT TOTAL								\$46,820,035	\$2,042,325	4%			
Berth 300-306 - Development													
1. RB 301-305 - Buildings, Gates, and Backland Development (2489000)	Hold	08/04/17	2%	01/21/20	0%	✓	1	\$30,000,000	\$617,429	2%	✓		

Audit Committee Status Report

Actuals Thru: December 2015

Project Title	Project Status	Design Finish	Percent Design Complete	Constr. Finish	Percent Constr. Complete	Sched. Trend	No. of PDC Revs.	Projected Cost	Spent To Date	Percent Spent To Date	Budg. Trend	No. of PDC Revs.	Comments
2. B. 306 - Wharf and Backland Development (2489100)	Design	02/01/17	30%	01/21/20	0%	✓	1	\$163,000,000	\$536,971	0%	✓		
4. B. 306 - Alternative Maritime Power (AMP) (2506800)	Design	02/01/17	45%	01/31/20	0%	✓	1	\$9,090,000	\$38,027	0%	✓		
5. B. 302-305 - Fender Replacement (2527900)	Construction		N/A	03/31/16	85%	✓	1	\$367,400	\$72,875	20%	✓		
6. B. 300 - Fire Life Safety System Replacement (2533800)	Construction		N/A	02/29/16	99%	✓		\$1,131,459	\$57,238	5%	✓	1	
7. B. 300 - Rail Yard Equipment Replacement (2536100)	Bid and Award		N/A	06/28/16	0%	✓		\$50,000	\$0	0%	✓		
BERTH 300-306 - DEVELOPMENT TOTAL								\$203,638,859	\$1,322,540	1%			
Berth 400-409 - Development													
2. Pier 400 - Pavement Replacement (2521800)	Construction	03/19/14	100%	12/31/16	70%	✓	3	\$700,000	\$390,315	56%	✓		
3. B. 402-403 - Expansion Joint Repaving (2536300)	Bid and Award	02/01/16	100%	04/10/16	0%	✓		\$79,000	\$17,790	23%	✓		
BERTH 400-409 - DEVELOPMENT TOTAL								\$779,000	\$408,105	52%			
Motems													
1. B. 238 - MOTEMS- ExxonMobil (2489900)	Planning	09/10/18	0%	03/09/20	0%	✓	1	\$25,675,000	\$2,328,867	9%	✓		
2. B. 167-169 - MOTEMS- Shell (2493600)	Design	11/07/16	40%	03/16/20	0%	✓	1	\$22,540,338	\$2,815,592	12%	✓		
3. B. 163 - MOTEMS- NuStar (2493700)	Planning	07/02/18	0%	06/08/20	0%	✓	1	\$23,976,000	\$1,324,469	6%	✓		
4. B. 148-151 - MOTEMS- Phillips 66 (2493800)	Planning	07/16/18	0%	01/13/20	0%	✓	1	\$24,626,142	\$2,038,450	8%	✓		
5. B. 164 - MOTEMS - Valero (2493900)	Environmental	12/11/17	0%	06/10/19	0%	✓	1	\$11,225,000	\$1,525,841	14%	✓		
6. B. 187-191 - MOTEMS- Vopak (2494000)	Planning	02/16/17	0%	01/10/19	0%	✓		\$61,561,271	\$2,740,622	4%	✓		
8. B. 163 - MOTEMS Repairs - Nustar (2524400)	Construction	05/31/14	100%	08/09/16	50%	✓	1	\$934,058	\$486,538	52%	✓		
9. B. 164 - MOTEMS Repairs - Valero (2524500)	Construction	05/31/14	100%	08/09/16	50%	✓	1	\$960,000	\$99,782	10%	✓		
10. B. 187-190 - MOTEMS Repairs (2524600)	Planning	03/03/17	0%	06/05/18	0%	✓	1	\$3,575,000	\$375	0%	✓		
MOTEMS TOTAL								\$175,072,809	\$13,360,538	8%			
Miscellaneous Terminal Improvements													

Audit Committee Status Report

Actuals Thru: December 2015

Project Title	Project Status	Design Finish	Percent Design Complete	Constr. Finish	Percent Constr. Complete	Sched. Trend	No. of PDC Revs.	Projected Cost	Spent To Date	Percent Spent To Date	Budg. Trend	No. of PDC Revs.	Comments
2. B. 196-199 & 200A - Wharf Rehabilitation (2516600)	Design	02/22/16	99%	12/11/17	0%	✓	3	\$12,311,500	\$1,851,488	15%	✓	2	
4. B. 179-180 - Warehouse Re-roof (2529000)	Bid and Award		N/A	06/30/16	0%	✓	1	\$550,000	\$9,871	2%	✓	2	
9. B. 153-155 - Sewer Line Replacement (2535900)	Construction		N/A	04/30/16	85%	✓		\$170,000	\$163,522	96%	✓		
10. B. 154 - Reframe Building Roof (2537500)	Bid and Award		N/A	04/25/16	0%	✓		\$99,900	\$0	0%	✓		
11. B. 240 A, B, & C - Seawall Improvements - ExxonMobil (2537600)	Planning	05/03/17	0%	11/06/18	0%	✓		\$4,500,000	\$0	0%	✓		new work order Jan PDC
12. B. 177-178 - Wharf Restoration (2538900)	Planning	06/30/17	0%	12/31/18	0%	✓		\$1,000,000	\$0	0%	✓		new work order Jan PDC
MISCELLANEOUS TERMINAL IMPROVEMENTS TOTAL								\$18,631,400	\$2,024,882	11%			
TERMINALS TOTAL								\$921,309,370	\$179,445,979	19%			
II. Transportation													
Transportation Improvements													
3. I-110/SR 47 Connector Improvement (2466100)	Construction	06/19/13	100%	06/26/16	75%	✓		\$21,000,000	\$11,995,672	57%	✓		
4. John S. Gibson Intersection & NB I-110 Ramp Access Improvements (2469900)	Construction	06/19/13	100%	06/26/16	75%	✓		\$32,100,000	\$22,336,928	70%	✓		
5. C Street/I-110 Access Ramp Improvements (2485200)	Construction	07/31/13	100%	01/05/17	75%	✓		\$51,000,000	\$27,380,667	54%	✓		
7. B. 200 - Rail Yard Track Connections (2513000)	Construction	12/12/12	100%	04/30/17	90%	✓	2	\$25,000,000	\$22,277,924	89%	✓		
8. Avalon and Fries Street Closures Environmental Assessment (2516700)	Hold		N/A	12/31/14	60%	✓		\$575,172	\$432,346	75%	✓		
10. At-Grade Rail Crossing Protection System for Anaheim St. Rail Crossing of McFarland Lead Track (2524100)	Bid and Award	08/31/15	100%	12/31/16	0%	✓	1	\$288,623	\$161,253	56%	✓	1	
13. SCIG Bridge and Road Review (2532200)	Design	06/30/16	65%		N/A	✓		\$200,000	\$28,729	14%	✓		
14. State Route 47/Vincent Thomas Bridge & Front St./Harbor Blvd Interchange Reconfiguration - Study Reports (2533400)	Design	02/28/17	3%		N/A	✓		\$1,500,000	\$375	0%	✓		
15. West Basin Lead Track Gap Closure (2536600)	Design	01/02/17	5%	08/04/20	0%	✓		\$8,900,000	\$7,373	0%	✓		new work order Jan PDC
17. B. 118-120 - Access Roadway Traffic Safety Improvements (2537100)	Design	02/29/16	65%	06/29/16	0%	✓		\$50,000	\$0	0%	✓		
18. Falcon Street Intersection Traffic Safety Improvements (2537200)	Design	02/29/16	99%	06/29/16	0%	✓		\$60,080	\$2,051	3%	✓		
19. Wilmington Marina Parking Striping Improvements (2537300)	Completed		N/A	01/20/16	100%	✓		\$20,000	\$6,704	34%	✓		project completed

Audit Committee Status Report

Actuals Thru: December 2015

Project Title	Project Status	Design Finish	Percent Design Complete	Constr. Finish	Percent Constr. Complete	Sched. Trend	No. of PDC Revs.	Projected Cost	Spent To Date	Percent Spent To Date	Budg. Trend	No. of PDC Revs.	Comments
20. Navy Way Speed Hump Maintenance and Restriping (2538300)	Planning	12/31/16	0%	05/31/17	0%	✓		\$420,000	\$0	0%	✓		new work order Feb PDC
21. Water Street Resurfacing (2538500)	Planning	12/31/16	0%	05/31/17	0%	✓		\$800,000	\$0	0%	✓		new work order Feb PDC
22. Reeves Avenue Resurfacing (2538700)	Planning	12/31/16	0%	05/31/17	0%	✓		\$660,000	\$0	0%	✓		new work order Feb PDC
23. Miner Street Resurfacing (2538800)	Planning	03/31/17	0%	08/31/17	0%	✓		\$500,000	\$0	0%	✓		new work order Feb PDC
TRANSPORTATION IMPROVEMENTS TOTAL								\$143,073,875	\$84,630,021	59%			
TRANSPORTATION TOTAL								\$143,073,875	\$84,630,021	59%			
III. Security													
Homeland Security													
4. POLA Fiber Optic - Phase 2 Continuation (2538400)	Planning	12/31/16	0%	06/30/17	0%	✓		\$1,300,000	\$0	0%	✓		new work order Feb PDC
HOMELAND SECURITY TOTAL								\$1,300,000	\$0	0%			
SECURITY TOTAL								\$1,300,000	\$0	0%			
IV. Public Access/Environmental Enhancements													
Port-Wide Public Enhancements													
1. Front Street Beautification (2504700)	Construction	08/31/15	100%	07/31/17	5%	✓	2	\$6,850,000	\$1,571,835	23%	✓	1	
PORT-WIDE PUBLIC ENHANCEMENTS TOTAL								\$6,850,000	\$1,571,835	23%			
Los Angeles Waterfront													
1. San Pedro Waterfront													
5. San Pedro Waterfront - B. 57 - Wharf Retrofit and Signal Street Improvements (2500600)	Design	04/02/17	12%	03/29/19	0%	✓		\$58,216,476	\$2,764,164	5%	✓		
7. San Pedro Waterfront - Sampson Way Roadway Improvements - 7th Street & Harbor Blvd. Intersection (2509400)	Design	02/14/16	95%	02/13/18	0%	✓	1	\$13,600,000	\$1,818,441	13%	✓		
15. San Pedro Waterfront - B. 57 - AltaSea Environmental Assessment (2531800)	Environmental		N/A	06/30/16	5%	✓		\$1,000,000	\$94,412	9%	✓		
16. San Pedro Waterfront - Ports O' Call Promenade and Town Square (2532100)	Design	03/01/17	20%	03/04/20	0%	✓	1	\$32,900,000	\$650,533	2%	✓		
18. B. 80 - Fisherman Seafood Building Demolition (2535500)	Hold	09/15/15	75%	02/15/16	0%	✓		\$275,000	\$9,065	3%	✓		

Audit Committee Status Report

Actuals Thru: December 2015

Project Title	Project Status	Design Finish	Percent Design Complete	Constr. Finish	Percent Constr. Complete	Sched. Trend	No. of PDC Revs.	Projected Cost	Spent To Date	Percent Spent To Date	Budg. Trend	No. of PDC Revs.	Comments
19. San Pedro Waterfront - Downtown Harbor - Dedication Plaque (2536200)	Construction	01/30/16	100%	05/29/16	1%	✓		\$20,000	\$8,105	41%	✓		
20. San Pedro Waterfront - B. 79 - Buildings and Floats Demolition (2538000)	Design	03/01/17	1%	03/04/20	0%	✓		\$488,000	\$0	0%	✓		new work order Jan PDC
21. San Pedro Waterfront - B. 80-83 - Buildings and Floats Demolition (2538100)	Design	03/01/17	1%	03/04/20	0%	✓		\$1,733,000	\$0	0%	✓		new work order Jan PDC
22. San Pedro Waterfront - B. 78 - Chevron Clean-up (2538200)	Design	03/01/17	1%	03/04/20	0%	✓		\$1,500,000	\$0	0%	✓		new work order Jan PDC
23. San Pedro Waterfront - B. 80-83 - Waterside Improvements (2539000)	Design	03/01/17	0%	03/04/20	0%	✓		\$5,700,000	\$0	0%	✓		new work order Jan PDC
SAN PEDRO WATERFRONT TOTAL								\$115,432,476	\$5,344,719	5%			
2. Wilmington Waterfront Development													
3. Wilmington Waterfront Park Street Vacations (2525600)	Design	07/02/16	80%		N/A	✓	1	\$140,000	\$85,623	61%	✓		
4. Wilmington Waterfront Park Slope Improvements (2532600)	Bid and Award	09/30/15	100%	07/14/16	0%	✓		\$260,000	\$22,098	8%	✓		
5. Wilmington Waterfront Promenade (2533000)	Design	06/30/17	7%	12/31/20	0%	✓		\$52,200,000	\$61,086	0%	✓		
6. B. 184-185 - Catalina Freight Demolition (2533100)	Design	06/30/17	20%	09/30/18	0%	✓	1	\$500,000	\$345	0%	✓		
8. Wilmington Waterfront Pedestrian Bridge (2537700)	Planning	10/30/17	0%	10/31/19	0%	✓		\$14,900,000	\$0	0%	✓		new work order Jan PDC
9. Wilmington Waterfront Signage Improvements (2538600)	Planning	10/31/16	0%	04/30/18	0%	✓		\$600,000	\$0	0%	✓		new work order Feb PDC
WILMINGTON WATERFRONT DEVELOPMENT TOTAL								\$68,600,000	\$169,152	0%			
LOS ANGELES WATERFRONT TOTAL								\$184,032,476	\$5,513,871	3%			
Environmental Enhancements													
2. 2013 Biological Surveys of Los Angeles and Long Beach Harbors (2518700)	Environmental		N/A	02/28/16	90%	✓		\$551,968	\$516,485	94%	✓		
3. Cabrillo Beach Eelgrass Mitigation Site (2527200)	Environmental	09/30/16	100%	04/15/17	0%	✓	2	\$1,400,000	\$91,724	7%	✓	1	Feb PDC Budget Increase
5. DWP Recycled Water Line - San Pedro (2532700)	Hold	09/01/18	0%	03/01/21	0%	✓		\$10,000,000	\$0	0%	✓		
6. B. 153 - Cargo Shed Roof Replacement (2536900)	Cancelled	11/04/15	N/A	01/13/16	0%	✓		\$855	\$855	100%	✓		Project Cancelled
7. B. 154-155 - Cargo Shed Roof Replacement (2537000)	Cancelled	11/04/15	N/A	01/13/16	0%	✓		\$855	\$855	100%	✓		Project Cancelled
ENVIRONMENTAL ENHANCEMENTS TOTAL								\$11,953,678	\$609,920	5%			

Audit Committee Status Report

Actuals Thru: December 2015

Project Title	Project Status	Design Finish	Percent Design Complete	Constr. Finish	Percent Constr. Complete	Sched. Trend	No. of PDC Revs.	Projected Cost	Spent To Date	Percent Spent To Date	Budg. Trend	No. of PDC Revs.	Comments
PUBLIC ACCESS/ENVIRONMENTAL ENHANCEMENTS TOTAL								\$202,836,154	\$7,695,625	4%			
V. Maritime Services													
Harbor Department Facilities													
1. B. 161 - Marine Ways Modifications (2486100)	Design	02/12/16	90%	04/30/17	0%	✓	2	\$2,020,000	\$357,744	18%	✓	1	
4. Harbor Administration Building - HVAC Replacement (2509600)	Design	03/28/16	80%	09/30/17	0%	✓	2	\$5,100,000	\$403,277	8%	✓		
6. B. 68 - Port Pilot Station Dispatch Center Window Replacement (2517300)	Bid and Award	07/30/15	100%	08/02/16	0%	✓	2	\$165,000	\$78,662	48%	✓		
7. Harbor Administration Building - 4th Floor Furniture Purchase (2517900)	Hold	12/31/14	10%	12/31/16	0%	✗	1	\$1,975,250	\$75,428	4%	✓	1	
8. Harbor Administration Building - 1st Floor and Mail Room Furniture (2518000)	Hold	12/31/14	10%	12/31/16	0%	✗	1	\$221,000	\$35,649	16%	✓		
9. Harbor Administration Building - 2nd Floor Information Technology Furniture (2518100)	Hold	12/31/14	10%	12/31/16	0%	✗	1	\$221,000	\$20,676	9%	✓		
10. Harbor Administration Building - 3rd Floor Furniture Removal & Installation (2518200)	Hold	12/31/14	30%	12/31/16	0%	✗	1	\$1,065,000	\$79,261	7%	✓		
13. B. 161 C & M - Garage Remodel (2523100)	Hold	06/29/14	10%	01/25/15	0%	✓		\$75,000	\$0	0%	✓		
14. B. 68 - Port Pilot Station Back Up Generator and Electrical Upgrade (2524300)	Design	02/08/16	80%	09/30/16	0%	✓	1	\$460,500	\$45,314	10%	✓		
15. B. 68 - Port Pilot Station Portable Buildings Replacement (2526100)	Construction		N/A	07/31/16	5%	✓		\$500,000	\$157,947	32%	✓		
17. Harbor Administration Building - 2nd Floor & 5th Floor Kitchen Remodel (2527500)	Construction	02/28/15	100%	02/08/16	100%	✓	1	\$160,000	\$116,306	73%	✓		
18. Liberty Hill Plaza HVAC System Upgrade (2528300)	Construction		N/A	03/24/16	90%	✓	3	\$210,000	\$4,601	2%	✓	2	
22. B. 161 - Boat Maintenance Cradle Modifications (2530600)	Construction		N/A	06/30/16	1%	✓	1	\$370,000	\$0	0%	✓	1	
24. 338 Cannery Street - Administration Building AC Replacement (2531900)	Completed	04/15/15	100%	12/31/15	100%	✓		\$100,000	\$43,794	44%	✓		Project Completed
25. B. 161 - Electrical Equipment Retrofit - Phase 2 (2532000)	Completed		N/A	01/07/16	100%	✓		\$70,000	\$64,306	92%	✓		Project Completed
26. Klein Billing and Port Pilot Systems Enhancement (2532400)	Construction		N/A	08/31/20	2%	✓	1	\$1,618,000	\$0	0%	✓	1	
27. Web-Based Construction Management System (2532900)	Bid and Award		N/A	03/31/16	0%	✓		\$150,000	\$19,526	13%	✓		
28. B. 161 - Repave Yard and Remove Rail (2533700)	Construction		N/A	06/24/16	5%	✓		\$168,000	\$7,309	4%	✓		
31. Liberty Hill Plaza - Replacement of all Doors (2534200)	Construction		N/A	06/14/16	5%	✓		\$85,000	\$0	0%	✓		

Audit Committee Status Report

Actuals Thru: December 2015

Project Title	Project Status	Design Finish	Percent Design Complete	Constr. Finish	Percent Constr. Complete	Sched. Trend	No. of PDC Revs.	Projected Cost	Spent To Date	Percent Spent To Date	Budg. Trend	No. of PDC Revs.	Comments
32. B. 161 - Boat Shop Dust Filtration System (2534800)	Bid and Award		N/A	06/24/16	0%	✓		\$36,000	\$0	0%	✓		
33. Harbor Administration Building - Elevator Gearbox Replacement (2535100)	Bid and Award		N/A	07/31/16	0%	✓		\$151,300	\$0	0%	✓		
34. B. 161 - Marine Ways Bridge Crane Electrical Infrastructure (2535800)	Construction		N/A	06/23/16	5%	✓		\$74,000	\$141	0%	✓		
35. B. 161 - Replacement of Under Wharf Waterline (2536000)	Construction		N/A	06/30/16	1%	✓		\$25,000	\$0	0%	✓		
36. Harbor Administration Building - Master Planning (2536500)	Hold		N/A	01/31/16	10%	✓		\$50,000	\$2,933	6%	✓		
37. 272 S. Fries Avenue Facility Parking Lot/Storage Area (2536700)	Bid and Award		N/A	06/30/16	0%	✓		\$69,000	\$15,982	23%	✓		
HARBOR DEPARTMENT FACILITIES TOTAL								\$15,139,050	\$1,528,857	10%			
Miscellaneous Projects													
3. Badger Avenue Bridge Rehabilitation (2525000)	Design	02/29/16	100%	09/01/17	0%	✓	4	\$1,715,200	\$322,479	19%	✓		
4. B. 84 - Maritime Museum Wharf Rehabilitation (2526200)	Bid and Award	01/29/16	100%	06/30/17	0%	✓	1	\$3,870,000	\$137,126	4%	✓		
6. 300 Water Street - Office Building Re-Roof (2528900)	Hold		N/A	06/24/15	1%	✓		\$231,500	\$2,125	1%	✓		
7. Ports O'Call - American Disability Act Compliant Restrooms (2531700)	Construction	08/30/15	100%	03/31/16	5%	✓	1	\$841,240	\$160,027	19%	✓		
8. B. 73-93 - Pipeline Support Hangers Replacement (2534400)	Construction		N/A	06/24/16	1%	✓		\$189,755	\$0	0%	✓	1	
9. 2001 John S. Gibson Blvd. - Fire Life Safety System Replacement (2534500)	Construction		N/A	06/30/16	1%	✓		\$331,694	\$387	0%	✓		
10. B. 68 - Wharf Upgrades and Deck Replacement (2534700)	Bid and Award		N/A	06/24/16	0%	✓		\$150,000	\$0	0%	✓		
11. B. 85 - Port Police Float System Replacement (2534900)	Bid and Award		N/A	06/24/16	0%	✓		\$630,000	\$0	0%	✓	1	
12. B. 95 - Catalina Channel Express - Waterside Improvements (2535400)	Completed		N/A	01/30/16	100%	✓		\$335,081	\$303,011	90%	✓		Project Completed
14. Port of Los Angeles Police Headquarters - Shooting Range Lighting Upgrade (2537400)	Design	04/30/16	1%	02/28/17	0%	✓		\$200,000	\$0	0%	✓		new work order Jan PDC
15. FY 16/17 CIP Deferred Maintenance Projects (2539100)	Planning	06/30/17	0%	06/30/17	N/A	✓		\$6,901,161	\$0	0%	✓		new work order Feb PDC
MISCELLANEOUS PROJECTS TOTAL								\$15,395,631	\$925,154	6%			
MARITIME SERVICES TOTAL								\$30,534,681	\$2,454,012	8%			
CIP TOTAL COST								\$1,299,054,081	\$274,225,637	21%			



AUDIT COMMITTEE

Report to the
Board of Harbor Commissioners

FOR INFORMATION ONLY

DATE: FEBRUARY 3, 2016

TO: THE BOARD OF HARBOR COMMISSIONERS THROUGH AUDIT COMMITTEE

SUBJECT: REPORT FROM PROJECT DEVELOPMENT COMMITTEE

JANUARY 2016 PROJECT DEVELOPMENT COMMITTEE (PDC) MEETING RESULTS

Attached for your review is the February 2016 PDC Report. This report highlights the actions taken by staff to initiate, review, and resolve items related to Harbor Department project schedules, scopes, and costs.

On February 3, 2016, the PDC met to consider 13 project items. Of those 13 items, two were schedule-related, one was budget-related, and ten were new projects. Administrative reports related to work order and the unallocated budget line item were also reviewed. The Unallocated CIP Fund report and meeting minutes are attached for your review.

The following are the results of this meeting (detailed in Transmittal 1):

- 1) Schedule-related – Two schedule-related items were submitted and approved.
- 2) Budget-related – One item was submitted and was approved. This item will incur monitoring costs of approximately \$10,000 per year for five years.
- 3) New project related – Ten items were submitted and approved. Sampson Way Roadway Improvements will return to PDC for update after conceptual design is completed. Wharf Restoration will have additional discussion prior to further project approval. Miner Street Resurfacing was instructed to avoid construction during fruit season.

The following summarizes the use of the Unallocated CIP Program Fund Report FY 2015/2016 (Transmittal 2).

The Board of Harbor Commissioners (Board) approved \$15,874,226 in the Fiscal Year 2015/2016 Capital Improvement Program budget for unallocated capital improvements. This budget is used to either begin new multi-year projects or fully fund projects within the current fiscal year. New projects \$100,000 or above are presented to and approved by the PDC. Projects under \$100,000 are reported to the PDC for discussion. Meeting minutes of the PDC are transmitted monthly to the Board for information.

Transmittal 2 lists the new projects that have utilized the Unallocated CIP budget for the current fiscal year to date. The following summarizes these new projects:

- 27 Deferred Maintenance projects for a total of \$5,770,396
- 13 new projects for a total of \$3,585,846
- 10 new projects less than \$100,000 for a total of \$797,480

The balance of the Unallocated CIP budget as of January 26, 2016 is \$5,720,504.00.

There are various Board approved resources available to move these projects forward. These include in-house staff, on-call consultant contracts, on-call site and marine improvement contracts, annual contracts for supplies and materials to name a few. All these are approved by the Board either as part of the annual budget approval process or multi-year contracts that have received separate Board approval.



EUGENE D. SEROKA
Executive Director

Attachment(s):

Transmittal 1: February 2016 PDC Pandect

Transmittal 2: Unallocated CIP Fund Reports for FY 2015/2016

AVG/mh

Project Development Committee Pandect FEBRUARY 2016

NEW PROJECT

SUBJECT
ORIGINAL PROJECT COST \$500,000

MINER STREET RESURFACING PROJECT
SUMMARY

The Engineering Division requests approval of the project scope, budget, and schedule for the Miner Street Resurfacing project. This project is to improve damaged pavement on Miner Street. Work consists of the Miner Street restoration of the east and west side (north and southbound direction) of Miner Street from the intersection of Gulch Road to approximately 525 feet south of the intersection. Please see Transmittal 1 for a project site map. Miner Street is one of the primary access roads for the Fish Market and Fruit terminals. Traffic on Miner Street has caused wear and tear of the existing pavement resulting in potholes and cracking. The total cost for this work is \$500,000, and we anticipate completing construction by August 31, 2017.

PDC ACTION Approved

COMMENT Avoid construction during the fruit season.

SUBJECT
ORIGINAL PROJECT COST \$1,300,000

POLA FIBER OPTIC- PHASE 2 CONTINUATION
SUMMARY

The Port of Los Angeles Harbor Department (Harbor Department) currently owns and operates its own fiber optic network. This network supports users such as Information Technology Division (IT) and the Port Police. During the construction of Fiber Optic Project Phase 2, access to the project sites was delayed due to concurrent construction projects at Wilmington area. In order to meet the project's grant funding project schedule, the Harbor Department eliminated the installation of some of the proposed fiber links.

This new project will install the portions of the eliminated work, which now is critical and necessary to provide the required redundant connection to the Harbor Department's Disaster Recover and IT network. It is planned to utilize the existing Harbor Department contract with AT&T to design, install and construct the necessary fiber optic links. This contract is two year agreement between the Port and AT&T and expires on April 30, 2018.

The Harbor Department completed construction of Phase 2 of the fiber optic project and is currently closing out the project's Engineering Project No. 2513600. The reduced scope of work has resulted \$1,300,000 in excess funds. In order to cover the cost for this project, it is planned to open a new project number and to transfer the excess fund from the existing project number to cover the cost of the proposed work.

PDC ACTION Approved

COMMENT No comment.

SUBJECT**ORIGINAL PROJECT COST \$660,000****REEVES AVENUE RESURFACING****SUMMARY**

The Engineering Division requests approval of the project scope, budget, and schedule for the Reeves Avenue Resurfacing Project. This project consists of the restoration of both the north side (westbound direction) and south side (east bound direction) of Reeves Avenue between Navy Way and Nimitz Road. The total cost for this project is \$660,000 and we anticipate completing construction by May 31, 2017.

PDC ACTION Approved**COMMENT** No comment.**SUBJECT****ORIGINAL PROJECT COST \$600,000****WILMINGTON SIGNAGE IMPROVEMENTS****SUMMARY**

On February 12, 2015, the Board of Harbor Commissioners (Board) approved the Public Access Investment Plan which provides a 10 year budgetary guideline for continued investment for the LA Waterfront. The Wilmington Waterfront Promenade and the Wilmington Waterfront Pedestrian Bridge have been approved by PDC to move forward with design and construction. In anticipation of future development of additional elements of the Wilmington Waterfront Development Program (WWDP) for areas south of Harry Bridges Boulevard, new vehicular directional signage will be required to direct the public to the waterfront via the recently completed South Wilmington Grade Separation. In addition, there are several proposed projects that, if executed, will eliminate vehicular access to the Wilmington Waterfront Promenade via Avalon Boulevard and Fries Avenue. The new vehicular directional signage should be completed before any access changes are made so that the public gets familiar with the new access routes. The total cost for this project is \$600,000 and we anticipate completing construction by October 2018.

PDC ACTION Approved**COMMENT** No comment.**SUBJECT****ORIGINAL PROJECT COST \$1,200,000****WATER STREET RESURFACING****SUMMARY**

The Engineering Division requests approval of the project scope, budget, and schedule for the Water Street Resurfacing Project. This project proposes to resurface portions of Water Street that have damaged pavement.

The proposed work for the improvements includes the removal and reconstruction of heavily damaged pavement sections on both the north and south side (east and west directions) of Water Street (between Fries Avenue and Yacht Street). The street is within Harbor Department right of way. The work includes coldplaning and resurfacing existing pavement, and traffic control. The total project cost is \$1,200,000 and will be completed by May 2017.

PDC ACTION Approved**COMMENT** Approved for \$800,000 only.

Resurfacing from Avalon East to Yacht Street. Bring Information Only Report to next PDC for revised budget.

SUBJECT**ORIGINAL PROJECT COST** \$28,000,000**SAMPSON WAY SOUTH ROADWAY IMPROVEMENTS –NEW SAMPSON WAY INTERSECTION TO 22ND STREET PROJECT****SUMMARY**

As part of the San Pedro Waterfront Program, it is proposed to realign and expand Sampson Way into a scenic boulevard along the west perimeter of Ports O'Call Village. This project will facilitate public access throughout the waterfront area to better connect the waterfront with downtown San Pedro and the surrounding community. This project will begin at the new Sampson Way intersection at 7th Street and sweep along the Ports O'Call Village to 22nd Street. The total project cost is \$28,000,000 and will be completed by January 2021.

PDC ACTION Approved**COMMENT** Approved \$2.5 million for design only.
Return to PDC for update after conceptual design is complete.**SUBJECT****ORIGINAL PROJECT COST** \$420,000**NAVY WAY SPEED HUMP RECONSTRUCTION AND RESTRIPIING PROJECT****SUMMARY**

The Engineering Division requests approval of the project scope, budget, and schedule for the Navy Way Speed Hump Reconstruction and Restriping project. This project is to repair damaged speed humps and restriping on Navy Way. Work consists of the reconstruction of speed humps and restriping (north and southbound direction) Navy Way between APMT North Entrance and the end of the roadway traveling south. Please see Transmittal 1 for a project site map. Navy Way is one of the primary access roads to the Pier 400 terminal. The speed humps on Navy Way are a traffic calming measure installed to slow down traffic on Navy Way. Excessive use has caused wear and tear of the existing speed humps resulting in potholes and cracking. The total cost for this work is \$420,000, and construction will be completed by May 31, 2017.

PDC ACTION Approved**COMMENT** No comment.**SUBJECT****ORIGINAL PROJECT COST** \$6,901,161**FY 2016-17 C&M DEFERRED MAINTENANCE PROJECTS****SUMMARY**

The Construction & Maintenance Division (C&M) requests \$6,901,161 in Fiscal Year 2016-2017 (FY 2016-17) Capital Improvement Program (CIP) funding for 15 major repair, remodel, and upgrade projects throughout the Port that have been deferred for years due to budgetary limitations. C&M has identified 75 deferred maintenance projects, currently valued at approximately \$50 million, as being needed. In coordination with the Engineering, Cargo & Industrial Real Estate, and Waterfront & Commercial Real Estate Divisions those 75 projects were prioritized, with the 15 most critical recommended for funding in FY 2016-17 (Transmittal 1). Projects may be added or removed from the FY 2016-17 deferred maintenance program due to changing priorities and circumstances as the FY proceeds. Chief Harbor Engineer David Walsh, Director of Cargo & Industrial Real Estate Jack Hedge, Director of Waterfront & Commercial Real Estate Mike Galvin, and Financial Management Division staff, along with C&M Director Joe Maldonado and C&M Operations & Maintenance Manager Tim Clark, have reviewed the list of priority deferred maintenance projects and agree that these projects should move forward in FY 2016-17.

PDC ACTION Approved**COMMENT** No comment.

SUBJECT**ORIGINAL PROJECT COST** \$17,000,000**BERTHS 177-178 WHARF RESTORATION****SUMMARY**

The Engineering, Real Estate, and Risk Management Divisions request the approval of project scope, budget, and schedule to design and construct a concrete wharf at Berths 177-178 to replace the existing fire-damaged timber wharf. On September 22, 2014, a fire broke out at Berths 177-178 and parts of Berth 179. The fire and fire extinguishing efforts resulted in the removal of the timber wharf deck and framing, rendering the berths unusable for cargo operations or berthing. Berths 177-178 are leased by Pasha Stevedoring & Terminals, L.P. (Pasha). They are currently operating at a portion of the former Naval Reserve site on Terminal Island as substitute premises under the terms of their original lease. The proposed project will restore Pasha operations under their existing lease at Berths 177-178.

Real Estate and Engineering Divisions have confirmed with Pasha that a 500 pounds per square foot (psf) capacity wharf, matching the pre-fire damaged structure, best fits the needs of the tenant and the Department. The existing warehouse at the berths, currently planned to be demolished under a separate project, is not necessary for tenant operations and will not be replaced. Due to construction and maintenance costs, as well as safety and lifespan consideration, the Engineering Division proposes to construct the replacement structure from concrete instead of the original timber.

The estimated total project cost is \$17,000,000. Part of the cost will be offset by insurance reimbursement from the fire. An initial settlement has been received, and the Engineering Division is working with Risk Management to negotiate with the Department's insurance company to receive a fair and equitable settlement for the fire damage to the wharf. The work will be completed by December 2018.

PDC ACTION Approved**COMMENT** Approved for \$1 million in design costs for Fiscal Year 16/17 only.
Additional discussion with Pasha is required prior to further project approval.**SUBJECT****ORIGINAL PROJECT COST** \$5,700,000**PORTS O' CALL VILLAGE PUBLIC DOCKS – WATERSIDE IMPROVEMENT****SUMMARY**

During the coordination meetings with the Ports O' Call Developer over the proposed leased area, the developer requested the Port develop the public docks along Berths 80-83. The Engineering Division will provide the design of gangways, floating docks, piles, and utilities for waterside improvements. The design and construction schedule for this waterside improvement work is consistent with the Ports O' Call Promenade and Town Square project schedule. Additional funding of \$5,700,000 is needed to complete the waterside improvements. Funding for this project will come from reallocating funds from the surface parking project at Ports O'Call (Project No. 25323) as listed in the Public Investment Fund and the project will be completed by March 2020.

PDC ACTION Approved**COMMENT** No comment.**SCHEDULE CHANGE**

SUBJECT**ORIGINAL PROJECT COST** \$85,865,560**BERTHS 142-147 ICTF (PROJECT NO. 2455100) – SCHEDULE CHANGE****SUMMARY**

When the work order was originally opened, staff estimated construction would be complete in 24 months. During the 100% review, the time to complete the project was re-evaluated and determined that 27 months was a more realistic time duration for completion of construction. The project was bid with a 27 month construction duration and the work order needs to be adjusted accordingly.

PDC ACTION Approved**COMMENT** No comment.**SUBJECT****ORIGINAL PROJECT COST** \$3,575,000**BERTHS 187-190 MARINE OIL TERMINAL REPAIRS PROJECT (PROJECT NO. 2524600) – SCHEDULE CHANGE****SUMMARY**

The original plan was to perform repairs at the wharves at Berths 187-190 to extend their life another three to five years. The short term repair was necessary for relocation of Vopak from their current Berths (187-190) to a new facility at Berths 191-194. After an extensive two-year study, it was determined that the Berths 191-194 relocation plan was not financially feasible and the Department decided to upgrade the current berths. The long term upgrade will be performed under a separate marine oil terminal (MOT) project number. The Engineering Division requests a 27-month time extension for the project completion.

PDC ACTION Approved**COMMENT** No comment.**SCHEDULE CHANGE, BUDGET CHANGE****SUBJECT****ORIGINAL PROJECT COST** \$710,000**CABRILLO BEACH EELGRASS MITIGATION SITE - SCHEDULE AND BUDGET CHANGE****SUMMARY**

A budget increase and schedule extension are being requested for this project in order to complete the project in FY 16/17. The Harbor Department is currently under agency obligation to mitigate for impacts to eelgrass from two *past* projects. This eelgrass project was originally approved by PDC in April 2014, but construction cost issues caused the project to be put on hold. We need to proceed quickly at this point and likely offer an "excess" of eelgrass mitigation to avoid formal application of temporal impact penalties for past impacts. The project would entail construction of a 3-acre eelgrass mitigation site at Inner Cabrillo Beach to not only mitigate for eelgrass impacts already incurred from two past projects, but also ensure success of the site and provide for additional mitigation capacity that can be used on upcoming projects.

PDC ACTION Approved**COMMENT** Once completed, this project will incur monitoring costs of approximately \$10,000 per year for 5 years.

ADMINISTRATIVE ITEM

For future reference, please include the tenant name (as opposed to Berth No.) in the SUBJECT and SUMMARY sections.

ACTION ITEM FOLLOW UP

Comprehensive HAB improvements presentation to be determined

WORK ORDER REPORT

REVIEWED


UNALLOCATED BUDGET REPORT

REVIEWED

ADDITIONAL DISCUSSION



Antonio V. Gioiello
Development



Michael DiBernardo
Marketing and Customer Relations

Unallocated Capital Improvement Program Fund FY 15/16
(Budget set in April)

\$ 15,874,226.00

Deferred Maintenance Projects

Liberty Hill Plaza - HVAC System Upgrade (24283)	\$	(225,000.00)
B. 91-92 - Replacement of Elevator No. 1 (25284)	\$	(85,000.00)
B. 93 - Replacement of Elevator No. 1 (25286)	\$	(60,000.00)
B. 93 - Replacement of Elevator No. 6 (25287)	\$	(180,000.00)
B. 121 - Yang Ming Adm. Bldg. Re-roof (24288)	\$	(130,000.00)
B. 179-180 - Warehouse Re-roof (25290)	\$	(600,000.00)
B. 121-126 - Electrical Upgrade - Vacuum Breakers (25336)	\$	(550,000.00)
B. 161 - Repave Yard and Remove Rail (25337)	\$	(168,000.00)
B. 300 - Fire Life Safety Sytem Replacement (25338)	\$	(1,131,459.00)
B. 161 - Warehouse Roof Improvement (25339)	\$	(140,975.00)
B. 73C - Restroom Re-roof (25340)	\$	(17,936.00)
B. 73X - Restroom Re-roof (25341)	\$	(17,936.00)
Liberty Hill Plaza - Replacement of all Doors (25342)	\$	(85,000.00)
B. 212 - Underground Valves Replacement (25343)	\$	(81,820.00)
B. 73-93 - Replacement of Pipeline Hangers (25344)	\$	(323,780.00)
2001 John s. Gibson Blvd. - Fire Life Safety System Replacement (25345)	\$	(331,694.00)
B. 68 - Wharf Upgrade and Deck Replacement (25347)	\$	(150,000.00)
B. 161 - Boat Shop Dust Filtration System (25348)	\$	(36,000.00)
B. 84 - Marina Improvements (25349)	\$	(630,000.00)
Bannings Landing - Building Upgrade (25350)	\$	(20,000.00)
Harbor Administration Bldg - Elevator Gearbox Replacement (25351)	\$	(145,000.00)
B. 161 - Marine Ways Bridge Crane Electrical Infrastructure (25358)	\$	(74,000.00)
B. 153-155 - Sewer Line Replacement (25359)	\$	(125,000.00)
B. 161 - Replacement of Under Wharf Waterline (25360)	\$	(25,000.00)
B. 300 - Rail Yard Equipment Replacement (25361)	\$	(50,000.00)
Warehouse No. 1, Elevator No. 1 Replacement (25158)	\$	(187,721.00)
B. 194 - Sea Wall Improvements (25301)	\$	(199,075.00)
<i>Subtotal Deferred Maintenance Projects</i>	\$	(5,770,396.00)

PDC Approved Projects

Ports O' Call Improvement - Fisherman Seafood Bldg Demolition (25355)	\$	(270,000.00)
Catalina Channel Express - Waterside Imps. (25354)	\$	(280,000.00)
At Grade "Quiet Zone" Rail Crossing Protection... (25241)	\$	(119,000.00)
B. 53-55 - Cruise Ship Fendering Improvements (25356)	\$	(260,000.00)
B. 226-232 Everport Pavement Resurfacing and Striping (25277)	\$	(1,596,846.00)
B. 196-199 Wharf Rehabilitation (25166)	\$	(500,000.00)
HAB - 3rd, 4th & 5th Floor Restrooms (25092)	\$	(200,000.00)
Port Police Headquarters - Shooting Range Lighting Upgrade (25374)	\$	(60,000.00)
B. 142-143 - Lead Track Extensions (25366)	\$	(150,000.00)
B. 200 A, B & C Seawall Repairs (25376)	\$	(50,000.00)
Wilmington Waterfront Development Program - Pedestrian Bridge (25377)	\$	(40,000.00)
Wilmington Signage Improvements (_____)	\$	(30,000.00)

Ports O' Call Village Public Docks - Waterside Improvements (_____)	\$	(30,000.00)
		\
Subtotal PDC Approved Projects	\$	(3,585,846.00)

Projects Under \$100,000

B. 90-93 Cruise Terminal - Conceptual Planning & Preliminary Engineering (25352)	\$	(95,000.00)
B. 97-109 - China Shipping Container Terminal Supplemental EIR (25353)	\$	(100,000.00)
B. 95 - Catalina Channel Express - Environmental Clean-up (25357)	\$	(50,000.00)
San Pedro Waterfront - Downtown - Dedication Plaque (24362)	\$	(25,000.00)
B. 402-403 - Expansion Joint Repaving (24363)	\$	(68,000.00)
B. 136-139 - Terminal Electrification Improvements - Environmental (25364)	\$	(100,000.00)
Harbor Administration Bldg. - Master Planning (25365)	\$	(50,000.00)
272 Fries Avenue Facility Parking Lot/Storage Area (25367)	\$	(69,000.00)
Front Street and Pacific Avenue -- Vehicular Signage (25368)	\$	(10,500.00)
B. 118-120 Access Roadway Traffic Safety Improvements (25371)	\$	(50,000.00)
Falcon Street Intersection Traffic Safety Improvements (25372)	\$	(60,080.00)
Wilmington Marina Parking Striping Improvements (25373)	\$	(20,000.00)
B. 154 - Reframe Building Roof (25375)	\$	(99,900.00)
Subtotal Projects Under \$100,000	\$	(797,480.00)

Balance as of January 26, 2016 **\$** **5,720,504.00**