



## AUDIT COMMITTEE

Report to the  
Board of Harbor Commissioners

DATE: October 14, 2016  
TO: AUDIT COMMITTEE OF THE BOARD OF HARBOR COMMISSIONERS  
SUBJECT: CAPITAL IMPROVEMENT PROGRAM REPORT

The following items are transmitted to the Audit Committee:

1. Fiscal Year 2016/2017 CIP Budget to Actual Expenditure Report– This document compares Fiscal Year 2016/2017 CIP budget to actual expenditures through August 2016.
2. CIP Status Report – This document lists current CIP projects, project status, design and construction finish dates, budget, budget and schedule trends, project budget spent to date, percent of project budget spent to date, and comments.

  
FOR EUGENE D. SEROKA  
Executive Director

Attachments:

Transmittal 1: Fiscal Year 2016/2017 CIP Budget to Actual Expenditure Report

Transmittal 2: CIP Status Report (Actuals thru August 2016)

Author: David M. Walsh, P.E.  
Chief Harbor Engineer




## Fiscal Year 2016/2017 CIP Budget to Actual Expenditure Report

	<u>Budget</u>		<u>Actuals Thru</u> <u>August 2017</u>	<u>Percentage Spent</u>
<b><u>In-House Labor</u></b>				
Engineering	\$ 5,479,283	\$	1,096,918	20.0%
Construction	\$ 6,951,044	\$	1,202,607	17.3%
Environmental	\$ 237,392	\$	29,901	12.6%
Const. and Maint.	\$ 1,244,073	\$	167,045	13.4%
<b><u>Consultants</u></b>				
Design Services	\$ 8,412,105	\$	536,108	6.4%
Env. Services	\$ 6,411,856	\$	116,343	1.8%
Construction Mgmt.	\$ 7,603,874	\$	675,586	8.9%
Misc. Prof Services	\$ 521,892	\$	-	0.0%
<b><u>Construction</u></b>	<b>\$ 85,403,252</b>	<b>\$</b>	<b>7,298,632</b>	<b>8.5%</b>
<b><u>Miscellaneous</u></b>				
Materials/Equipment	\$ 4,000,737	\$	530,727	13.3%
Other	\$ 19,825,558	\$	4,672,925	23.6%
<b><u>Grand Total</u></b>	<b>\$ 146,091,066</b>	<b>\$</b>	<b>16,326,792</b>	<b>11.2%</b>
			Time Elapsed	16.7%




## Summary of Audit Committee Status Report

Total No. of CIP Projects	115
Total Value of CIP Projects	\$1,162,945,722

### Schedule

Number of projects on schedule	100		87%
Number of projects at risk of falling behind schedule	1		1%
Number of projects behind schedule	14		12%
Total dollar value of projects on schedule	\$980,023,134		
Percent of total dollar value on schedule	84%		

### Budget

Number of projects on budget	111		97%
Number of projects which may exceed budget	0		0%
Number of projects requiring budget adjustment	4		3%
Total dollar value of projects on budget	\$1,040,615,722		
Percent of total dollar value on budget	89%		

The Engineering Division is currently tracking a total of 115 active Capital projects representing just under \$1.2B in total project value. From a budget perspective, 111 of these projects, or roughly 97% of all projects, are currently tracking on budget.

**The 4 projects that are either over budget or at risk of being over budget include:**

- 1) Three projects for the B. 121-131 (Yang Ming) Terminal Improvements are under re-evaluation and a new term sheet is being contemplated. Additional cost escalation is required due to the continued delays in implementation. In addition, YML input has led to scope change and a corresponding cost increase for the ICTF element of the project;
- 2) The Berth 127-131 Alternative Maritime Power (AMP) Caddy System is being redesigned and PDC action is required to adjust Budget and Schedule.

**Projects that are behind schedule include:**

- 1) Three projects for the B. 100-102 China Shipping Terminal Improvements are delayed pending completion of a Supplemental EIR/EIS document;
- 2) Three projects for the B. 121-131 (Yang Ming) Terminal Improvements are delayed pending re-evaluation for a new Term Sheet under consideration;
- 3) The Berth 127-131 Alternative Maritime Power (AMP) Caddy System design is being revised and PDC action is required to adjust Budget and Schedule.
- 4) The Front Street Beautification Project is delayed and needs PDC Action to change the project schedule;
- 5) The Berth 161 Marine Ways Modification Project is delayed due to required redesign of the concrete slab. In addition the purpose and need of this project is under evaluation;
- 6) The HAB HVAC Replacement Project is on hold and delayed due to pending space needs evaluations;

Audit Committee Status Report

(Actuals Thru: August 2016)

Project Title	Project Status	Design Finish	Percent Design Complete	Constr. Finish	Percent Constr. Complete	Sched. Trend	No. of PDC Revs.	Projected Cost	Spent To Date	Percent Spent To Date	Budg. Trend	No. of PDC Revs.	Comments	
<b>I. Terminals</b>														
<b>Berth 90-93 - World Cruise Center</b>														
1. B. 93 - Cruise Terminal - Customs and Border Protection Improvements (2525300)	Design	11/30/16	80%	05/31/18	0%	✓	2	\$3,070,000	\$438,375	14%	✓	2	September PDC Budget & Schedule Change	
2. B. 91-93 - Alternative Maritime Power (AMP) Upgrade and Retrofit (2527300)	Bid (Adv.) and Award	03/23/16	100%	01/21/18	0%	✓	2	\$12,890,000	\$643,229	5%	✓			
3. B. 93 - Replacement of Elevator No. 6 (2528700)	Completed		N/A	11/30/16	100%	✓	2	\$253,796	\$134,164	53%	✓	2	Project Completed	
4. B. 93 - Elevator No. 4 Modernization (2534600)	Construction		N/A	11/30/16	75%	✓	1	\$245,780	\$171,652	70%	✓	2		
<b>BERTH 90-93 - WORLD CRUISE CENTER TOTAL</b>								<b>\$16,459,576</b>	<b>\$1,387,420</b>	<b>8%</b>				
<b>Berth 100-102 - China Shipping Container Terminal</b>														
1. B. 100-102 - Marine Operations Building (2454300)	Hold	08/31/14	100%	04/30/17	0%	✗		\$13,800,000	\$2,192,857	16%	✓			
2. B. 100-102 - Crane Maintenance Building (2502600)	Hold	08/31/14	100%	04/30/17	0%	✗		\$5,700,000	\$639,185	11%	✓			
3. B. 97 - 109 - China Shipping Container Terminal Supplemental EIR (2535300)	Environmental		N/A	11/15/16	70%	✗		\$1,100,000	\$54,910	5%	✓	1		
<b>OTHER TOTAL</b>								<b>\$20,600,000</b>	<b>\$2,886,952</b>	<b>14%</b>				
<b>BERTH 100-102 - CHINA SHIPPING CONTAINER TERMINAL TOTAL</b>								<b>\$20,600,000</b>	<b>\$2,886,952</b>	<b>14%</b>				
<b>Berth 121-131 - Yang Ming Container Terminal</b>														
<b>1. Phase I &amp; II</b>														
1. B. 121-131 - Wharf Upgrades (2449000)	Hold	04/10/16	5%	04/10/18	0%	✗		\$106,700,000	\$2,468,009	2%	✗			
2. B. 121-131 - West Basin Intermodal Container Transfer Facility (WBICTF) Expansion (2481000)	Hold	04/10/16	0%	04/10/18	0%	✗		\$11,100,000	\$434,548	4%	✗			
3. B. 121-131 - Terminal Redevelopment - Planning and Environmental (2523200)	Environmental		N/A	06/15/17	40%	✗	1	\$3,550,000	\$1,354,503	38%	✗	1		
4. B. 121-126 - Electrical Upgrades - Vacuum Breakers (2533600)	Construction		N/A	06/17/17	80%	✓	1	\$605,000	\$185,088	31%	✓	1		
5. B. 127-131 - Alternative Maritime Power (AMP) Caddy System (2540100)	Bid (Adv.) and Award		N/A	12/31/16	0%	✗		\$980,000	\$17,088	2%	✗		Need PDC Action to adjust Budget & Schedule	
<b>PHASE I &amp; II TOTAL</b>								<b>\$122,935,000</b>	<b>\$4,459,236</b>	<b>4%</b>				
<b>BERTH 121-131 - YANG MING CONTAINER TERMINAL TOTAL</b>								<b>\$122,935,000</b>	<b>\$4,459,236</b>	<b>4%</b>				

**Audit Committee Status Report**

**(Actuals Thru: August 2016)**

Project Title	Project Status	Design Finish	Percent Design Complete	Constr. Finish	Percent Constr. Complete	Sched. Trend	No. of PDC Revs.	Projected Cost	Spent To Date	Percent Spent To Date	Budg. Trend	No. of PDC Revs.	Comments
<b>Berth 135-147 - TRAPAC Container Terminal</b>													
2. B. 142-143 - Backland Improvements - Phases 2-4 (2449800)	Construction	09/09/13	100%	03/22/17	83%	✓		\$143,422,405	\$107,898,638	75%	✓		
8. B. 142 - Crane Maintenance Building (2517700)	Construction	01/31/15	100%	08/02/17	58%	✓	2	\$9,480,302	\$4,122,532	43%	✓	1	
<b>BERTH 135-147 - TRAPAC CONTAINER TERMINAL TOTAL</b>								<b>\$152,902,707</b>	<b>\$112,021,170</b>	<b>73%</b>			
<b>Berth 212-224 - YTI Container Terminal</b>													
2. B. 214 - 220 - Redevelopment (2519800)	Construction	03/25/15	100%	05/12/17	55%	✓		\$44,557,782	\$24,160,023	54%	✓	1	
3. B. 214-220 - Alternative Maritime Power (AMP) Improvements (2532500)	Construction	03/25/15	100%	05/12/17	55%	✓		\$12,722,498	\$5,356,563	42%	✓	1	
4. B. 212-224 - Intermodal Container Transfer Facility (ICTF) Expansion (2533300)	Bid (Adv.) and Award	04/29/16	100%	10/02/17	0%	✓	1	\$6,455,400	\$313,216	5%	✓		
5. B. 214-220 - 480V Main Breakers Replacement (2533500)	Construction	02/12/15	100%	05/12/17	30%	✓		\$1,500,000	\$807,470	54%	✓		
6. B. 212 - Underground Valves Replacement (2534300)	Construction		N/A	10/15/16	5%	✓		\$81,920	\$3,911	5%	✓		
7. B. 214 - 220 - Concrete Wharf Inspection and Improvements (2537800)	Design	12/31/16	1%	12/31/17	0%	✓		\$3,702,000	\$0	0%	✓		
<b>BERTH 212-224 - YTI CONTAINER TERMINAL TOTAL</b>								<b>\$69,019,500</b>	<b>\$30,641,182</b>	<b>44%</b>			
<b>Berth 222-236 - Development</b>													
2. B. 226-236 - Terminal Improvements - Planning and Environmental (2524200)	Environmental		N/A	07/18/17	60%	✓	4	\$3,758,740	\$2,544,324	68%	✓	1	
3. B. 228-230 - Alternative Maritime Power (AMP) Upgrade and Retrofit (2529400)	Design	09/29/17	50%	04/03/20	0%	✓	3	\$7,000,000	\$61,469	1%	✓		
4. B. 226-236 Terminal Improvements - Wharf and Backlands (2531200)	Design	09/29/17	55%	04/03/20	0%	✓	4	\$36,110,035	\$922,044	3%	✓		
5. B. 226-236 - Terminal Infrastructure Reconstruction (2539400)	Environmental	09/29/17	0%	04/03/20	0%	✓	2	\$11,311,000	\$11,167	0%	✓	1	
<b>BERTH 222-236 - DEVELOPMENT TOTAL</b>								<b>\$58,179,775</b>	<b>\$3,639,003</b>	<b>6%</b>			
<b>Berth 300-306 - Development</b>													
1. RB 301-305 - Buildings, Gates, and Backland Development (2489000)	Hold	08/04/17	2%	01/21/20	0%	✓		\$30,000,000	\$617,429	2%	✓		
2. B. 306 - Wharf and Backland Development (2489100)	Design	02/01/17	58%	01/21/20	0%	✓		\$163,000,000	\$977,344	1%	✓		
3. B. 306 - Alternative Maritime Power (AMP) (2506800)	Design	02/01/17	50%	01/31/20	0%	✓		\$9,090,000	\$38,027	0%	✓		

Audit Committee Status Report

(Actuals Thru: August 2016)

Project Title	Project Status	Design Finish	Percent Design Complete	Constr. Finish	Percent Constr. Complete	Sched. Trend	No. of PDC Revs.	Projected Cost	Spent To Date	Percent Spent To Date	Budg. Trend	No. of PDC Revs.	Comments
<b>BERTH 300-306 - DEVELOPMENT TOTAL</b>													
<b>Berth 400-409 - Development</b>									\$1,632,800	1%			
2. Pier 400 - Pavement Replacement (2521800)	Construction	03/19/14	100%	12/31/16	75%	✓	3	\$700,000	\$579,984	83%	✓		
3. B. 402-403 - Expansion Joint Repairing (2536300)	Bid (Adv.) and Award	09/09/16	100%	02/28/17	0%	✓	2	\$287,000	\$43,641	15%	✓	1	September PDC Schedule Change
4. Pier 400 Rail Storage Yard - Light Fixture Replacement (2540600)	Design	10/26/16	80%	03/31/17	0%	✓		\$375,000	\$0	0%	✓		
<b>BERTH 400-409 - DEVELOPMENT TOTAL</b>													
<b>Motems</b>								\$1,362,000	\$623,635	46%			
1. B. 238 - MOTEMS- ExxonMobil (2489900)	Planning	09/10/18	0%	03/09/20	0%	✓	1	\$25,675,000	\$2,355,980	9%	✓		
2. B. 167-169 - MOTEMS- Shell (2493600)	Design	11/07/16	80%	03/16/20	0%	⚠	1	\$22,540,338	\$3,094,035	14%	✓		Schedule under review. May need PDC action to adjust.
3. B. 163 - MOTEMS- NuStar (2493700)	Hold	07/02/18	0%	06/08/20	0%	✓	1	\$23,976,000	\$1,346,094	6%	✓		
4. B. 148-151 - MOTEMS- Phillips 66 (2493800)	Planning	07/16/18	0%	01/13/20	0%	✓	1	\$24,626,142	\$2,096,560	9%	✓		
5. B. 164 - MOTEMS - Valero (2493900)	Environmental	12/11/17	0%	06/10/19	0%	✓	1	\$11,225,000	\$1,667,410	15%	✓		
6. B. 187-191 - MOTEMS- Vopak (2494000)	Hold	02/16/17	0%	01/10/19	0%	✓		\$61,561,271	\$2,785,412	5%	✓		
7. B. 163 - MOTEMS Repairs - Nustar (2524400)	Construction	05/31/14	100%	08/07/17	50%	✓	2	\$850,000	\$493,549	58%	✓		
8. B. 164 - MOTEMS Repairs - Valero (2524500)	Construction	05/31/14	100%	08/07/17	50%	✓	2	\$960,000	\$489,293	51%	✓		
9. B. 187-190 - MOTEMS Repairs (2524600)	Design	09/03/17	5%	12/05/18	0%	✓	2	\$3,575,000	\$176,177	5%	✓		
10. B. 148-149 - MOTEMS Repairs - Phillips 66 (2539800)	Design	08/03/17	1%	11/05/18	0%	✓		\$1,920,000	\$0	0%	✓		
<b>MOTEMS TOTAL</b>													
								\$176,908,751	\$14,504,530	8%			
<b>Miscellaneous Terminal Improvements</b>													
2. B. 196-199 & 200A - Wharf Rehabilitation (2516600)	Bid (Adv.) and Award	02/22/16	100%	12/11/17	0%	✓	3	\$12,311,500	\$2,307,569	19%	✓	2	
3. B. 179-180 - Warehouse Roof Replacement (2529000)	Construction	07/10/14	N/A	10/31/16	96%	✓	2	\$1,053,987	\$945,636	90%	✓	2	
7. B. 240 A, B, & C - Seawall Improvements - ExxonMobil (2537600)	Design	05/03/17	1%	11/06/18	0%	✓		\$4,500,000	\$79,143	2%	✓		

Audit Committee Status Report

(Actuals Thru: August 2016)

Project Title	Project Status	Design Finish	Percent Design Complete	Constr. Finish	Percent Constr. Complete	Sched. Trend	No. of PDC Revs.	Projected Cost	Spent To Date	Percent Spent To Date	Budg. Trend	No. of PDC Revs.	Comments
8. B. 177-178 - Wharf Restoration (2538900)	Hold	06/30/17	0%	12/31/18	0%	✓		\$1,000,000	\$0	0%	✓		
<b>MISCELLANEOUS TERMINAL IMPROVEMENTS TOTAL</b>													
<b>TERMINALS TOTAL</b>													
<b>II. Transportation</b>													
<b>Transportation Improvements</b>													
5. C Street/I-110 Access Ramp Improvements (2485200)	Construction	07/31/13	100%	01/05/17	98%	✓		\$51,000,000	\$39,948,035	78%	✓		
8. Avalon and Fries Street Closures Environmental Assessment (2516700)	Environmental		N/A	06/30/17	60%	✓	1	\$779,650	\$432,716	56%	✓		
9. At-Grade Rail Crossing Protection System for Anaheim St. Rail Crossing of McFarland Lead Track (2524100)	Construction	08/31/15	100%	08/01/17	1%	✓	2	\$463,623	\$175,882	38%	✓	2	
11. SCIG Bridge and Road Review (2532200)	Hold	06/30/16	95%		N/A	✓		\$200,000	\$99,414	50%	✓		
12. State Route 47/Vincent Thomas Bridge & Front St./Harbor Blvd Interchange Reconfiguration - Study Reports (2533400)	Design	02/28/17	35%		N/A	✓		\$1,500,000	\$241,662	16%	✓		
13. West Basin Lead Track Gap Closure (2536600)	Design	01/02/17	80%	08/04/20	0%	✓		\$8,900,000	\$248,689	3%	✓		
16. Navy Way Speed Hump Reconstruction and Restriping (2538300)	Design	12/31/16	65%	05/31/17	0%	✓		\$420,000	\$1,545	0%	✓		
17. Water Street Resurfacing (2538500)	Design	12/31/16	1%	05/31/17	0%	✓		\$800,000	\$5,405	1%	✓		
18. Reeves Avenue Resurfacing (2538700)	Design	12/31/16	40%	05/31/17	0%	✓		\$660,000	\$1,262	0%	✓		
19. Miner Street Resurfacing (2538800)	Planning	03/31/17	0%	08/31/17	0%	✓		\$500,000	\$0	0%	✓		
20. 133 East Seaside Ave Directional Signage (2540500)	Construction	08/29/16	100%	12/30/16	5%	✓		\$10,000	\$568	6%	✓		
21. B. 200 - Rail Yard and Track Connections Enhancements (2540800)	Design	10/31/16	50%	12/31/17	0%	✓		\$3,400,000	\$11,463	0%	✓		
22. Metro Bike Share at the Port of Los Angeles (2541300)	Design	02/28/17	1%	06/30/17	0%	✓		\$155,000	\$0	0%	✓		New Work Order
<b>TRANSPORTATION IMPROVEMENTS TOTAL</b>													
<b>TRANSPORTATION TOTAL</b>													
<b>III. Security</b>													
<b>Homeland Security</b>													

Audit Committee Status Report

(Actuals Thru: August 2016)

Project Title	Project Status	Design Finish	Percent Design Complete	Constr. Finish	Percent Constr. Complete	Sched. Trend	No. of PDC Revs.	Projected Cost	Spent To Date	Percent Spent To Date	Budg. Trend	No. of PDC Revs.	Comments
3. POLA Fiber Optic - Phase 2 Continuation (2538400)	Design	12/31/16	15%	06/30/17	40%	✓		\$1,300,000	\$70,491	5%	✓		
<b>HOMELAND SECURITY TOTAL</b>													
<b>SECURITY TOTAL</b>													
<b>IV. Public Access/Environmental Enhancements</b>													
<b>Port-Wide Public Enhancements</b>													
1. Front Street Beautification (2504700)	Construction	08/31/15	100%	07/31/17	20%	✗	1	\$6,850,000	\$1,880,479	27%	✓		Need PDC Action to adjust Schedule
<b>PORT-WIDE PUBLIC ENHANCEMENTS TOTAL</b>													
<b>Los Angeles Waterfront</b>													
<b>1. San Pedro Waterfront</b>													
1. San Pedro Waterfront - Sampson Way (7th St. to 22nd St.) Roadway Improvements (2488200)	Planning	07/01/18	0%	01/03/21	0%	✓		\$28,000,000	\$1,424,594	5%	✓		
3. San Pedro Waterfront - B. 57 - Wharf Retrofit and Signal Street Improvements (2500600)	Design	04/02/17	12%	03/29/19	0%	✓		\$58,216,476	\$2,892,445	5%	✓		
4. San Pedro Waterfront - Sampson Way Roadway Improvements - 7th Street & Harbor Blvd. Intersection (2509400)	Bid (Adv.) and Award	02/22/16	100%	08/28/18	0%	✓	2	\$14,800,000	\$2,297,128	16%	✓	1	September PDC Budget & Schedule Change
8. San Pedro Waterfront - B. 57 - AltaSea Environmental Assessment (2531800)	Environmental		N/A	02/28/18	70%	✓	1	\$1,000,000	\$137,114	14%	✓		
9. San Pedro Waterfront - Ports O' Call Promenade and Town Square (2532100)	Design	06/01/17	20%	06/04/20	0%	✓	2	\$32,900,000	\$1,038,662	3%	✓		
10. B. 80 - Fisherman Seafood Building Demolition (2535500)	Bid (Adv.) and Award	09/16/16	100%	03/10/17	0%	✓	1	\$275,000	\$21,867	8%	✓		
12. San Pedro Waterfront - B. 79 - Buildings and Floats Demolition (2539000)	Design	06/01/17	45%	06/04/20	0%	✓	1	\$488,000	\$8,293	2%	✓		
13. San Pedro Waterfront - B. 80-83 - Buildings and Floats Demolition (2538100)	Design	06/01/17	80%	06/04/20	0%	✓	1	\$1,733,000	\$58,363	3%	✓		
14. San Pedro Waterfront - B. 78 - Chevron Clean-up (2538200)	Design	06/01/17	45%	06/04/20	0%	✓	1	\$1,500,000	\$6,861	0%	✓		
15. San Pedro Waterfront - B. 80-83 - Waterside Improvements (2539000)	Design	06/01/17	20%	06/02/20	0%	✓	1	\$5,700,000	\$4,854	0%	✓		
<b>SAN PEDRO WATERFRONT TOTAL</b>													
<b>2. Wilmington Waterfront Development</b>													
3. Wilmington Waterfront Park Street Vacations (2525600)	Design	07/02/17	88%	07/02/17	N/A	✓	2	\$140,000	\$91,111	65%	✓		



Audit Committee Status Report

(Actuals Thru: August 2016)

Project Title	Project Status	Design Finish	Percent Design Complete	Constr. Finish	Percent Constr. Complete	Sched. Trend	No. of PDC Revs.	Projected Cost	Spent To Date	Percent Spent To Date	Budg. Trend	No. of PDC Revs.	Comments
4. Wilmington Waterfront Park Slope Improvements (2532600)	Design	10/31/16	90%	06/30/17	0%	✓	1	\$260,000	\$30,440	12%	✓		
5. Wilmington Waterfront Promenade (2533000)	Design	06/30/17	20%	12/31/20	0%	✓		\$52,200,000	\$501,625	1%	✓		
6. B. 184-185 - Catalina Freight Demolition (2533100)	Design	06/30/17	20%	09/30/18	0%	✓	1	\$500,000	\$345	0%	✓		
7. Wilmington Waterfront Pedestrian Bridge (2537700)	Planning	10/30/17	0%	10/31/19	0%	✓		\$14,900,000	\$36,052	0%	✓		
8. Wilmington Waterfront Signage Improvements (2536600)	Design	10/31/16	60%	04/30/18	0%	✓		\$600,000	\$29,145	5%	✓		
9. B. 186 - Banning's Landing HVAC System Upgrade (2541000)	Bid (Adv.) and Award		N/A	02/06/17	0%	✓		\$400,000	\$0	0%	✓		
<b>WILMINGTON WATERFRONT DEVELOPMENT TOTAL</b>								<b>\$69,000,000</b>	<b>\$688,719</b>	<b>1%</b>			
<b>LOS ANGELES WATERFRONT TOTAL</b>								<b>\$213,612,476</b>	<b>\$8,578,911</b>	<b>4%</b>			
<b>PUBLIC ACCESS/ENVIRONMENTAL ENHANCEMENTS TOTAL</b>								<b>\$220,462,476</b>	<b>\$10,459,390</b>	<b>5%</b>			
<b>V. Maritime Services</b>													
<b>Harbor Department Facilities</b>													
1. B. 161 - Marine Ways Modifications (2486100)	Hold	02/12/16	90%	04/30/17	0%	✗	2	\$2,020,000	\$397,646	20%	✓	1	
2. Harbor Administration Building - HVAC Replacement (2509600)	Hold	09/28/16	80%	09/30/17	0%	✗	2	\$5,100,000	\$403,510	8%	✓		
4. Harbor Administration Building - 4th Floor Furniture Purchase (2517900)	Hold	12/31/14	10%	12/31/16	0%	✗	1	\$1,975,250	\$76,739	4%	✓	1	
5. Harbor Administration Building - 1st Floor and Mail Room Furniture (2518000)	Hold	12/31/14	10%	12/31/16	0%	✗	1	\$221,000	\$40,111	18%	✓		
6. Harbor Administration Building - 2nd Floor Information Technology Furniture (2518100)	Hold	12/31/14	10%	12/31/16	0%	✗	1	\$221,000	\$27,086	12%	✓		
7. Harbor Administration Building - 3rd Floor Furniture Removal & Installation (2518200)	Hold	12/31/14	30%	12/31/16	0%	✗	1	\$1,065,000	\$79,587	7%	✓		
8. B. 68 - Port Pilot Station Back Up Generator and Electrical Upgrade (2524300)	Construction	02/26/16	100%	06/30/17	50%	✓	1	\$460,486	\$220,162	48%	✓		
9. B. 68 - Port Pilot Station Portable Buildings Replacement (2526100)	Planning		N/A	12/31/16	85%	✓	1	\$500,000	\$187,766	38%	✓		
11. B. 161 - Boat Maintenance Cradle Modifications (2530600)	Construction		N/A	11/30/16	75%	✓	2	\$370,000	\$20,495	6%	✓		
12. Klein Billing and Port Pilot Systems Enhancement (2532400)	Construction		N/A	08/31/20	20%	✓	1	\$1,618,000	\$10,800	1%	✓	1	
13. Web-Based Construction Management System (2532900)	Design	01/02/17	10%	06/30/17	0%	✓	1	\$339,000	\$13,706	4%	✓	1	

Audit Committee Status Report

(Actuals Thru: August 2016)

Project Title	Project Status	Design Finish	Percent Design Complete	Constr. Finish	Percent Constr. Complete	Sched. Trend	No. of PDC Revs.	Projected Cost	Spent To Date	Percent Spent To Date	Budg. Trend	No. of PDC Revs.	Comments
15. Liberty Hill Plaza - Replacement of all Doors (2534200)	Construction		N/A	10/14/16	90%	✓		\$85,000	\$31,497	37%	✓		
17. Harbor Administration Building - Elevator Gearbox Replacement (2535100)	Bid (Adv.) and Award		N/A	12/31/16	0%	✓	1	\$200,000	\$0	0%	✓	1	
18. B. 161 - Marine Ways Bridge Crane Electrical Infrastructure (2535800)	Construction		N/A	10/14/16	85%	✓		\$74,000	\$54,990	74%	✓		
20. Harbor Administration Building - Master Planning (2536500)	Hold		N/A	01/31/16	10%	✓		\$50,000	\$20,529	41%	✓		
21. Port of Los Angeles Police Headquarters - Shooting Range Lighting Upgrade (2537400)	Bid (Adv.) and Award	05/31/16	100%	02/28/17	0%	✓		\$200,000	\$27,064	14%	✓		
22. Harbor Administration Building - IT HVAC Emergency Back Up Unit (2539200)	Construction		N/A	06/30/17	65%	✓		\$114,100	\$113,300	99%	✓		
23. Harbor Administration Building - 1st Floor Restrooms and Showers Design and Mold Abatement (2539500)	Planning	02/06/17	0%	N/A	N/A	✓		\$55,000	\$7,173	13%	✓		
25. Harbor Administration Building - First Floor Lobby - Install Nation Flags (2539700)	Design	11/30/16	90%	02/13/17	0%	✓		\$20,000	\$9,154	46%	✓		
26. Harbor Administration Building - Fourth Floor Graphics Workstations Remodel (2540200)	Construction	08/12/16	100%	10/14/16	90%	✓		\$53,000	\$19,557	37%	✓		
27. Port of Los Angeles Police Headquarters - First Floor Kitchen Modifications (2541100)	Construction		N/A	10/11/16	20%	✓		\$38,800	\$910	2%	✓		
28. B. 260 - Port Police Dive House Improvements (2541500)	Bid (Adv.) and Award		N/A	03/31/17	0%	✓		\$395,000	\$0	0%	✓		New Work Order
29. Port of Los Angeles Police Headquarters - Garage Entrance Safety Lighting (2541600)	Bid (Adv.) and Award		N/A	12/23/16	0%	✓		\$13,000	\$0	0%	✓		New Work Order
30. B. 161 - C&M Admin Bldg Parking Lot Improvements (2541700)	Design	11/14/16	1%	03/30/17	0%	✓		\$41,000	\$0	0%	✓		New Work Order
31. Harbor Administration Building - Office Cubicles Reconfigurations For Financial Controls Section (2541800)	Design	10/28/16	2%	11/28/16	0%	✓		\$29,000	\$0	0%	✓		New Work Order
32. B. 161 - Upgrade Fire Life Safety Emergency Communication System in C&M Yard (2541900)	Planning	11/13/16	0%	03/17/17	0%	✓		\$852,000	\$0	0%	✓		New Work Order
<b>HARBOR DEPARTMENT FACILITIES TOTAL</b>								<b>\$16,107,637</b>	<b>\$1,761,783</b>	<b>11%</b>			
<b>Miscellaneous Projects</b>													
2. Badger Avenue Bridge Rehabilitation (2525000)	Construction	02/24/16	100%	09/01/17	5%	✓	4	\$2,015,200	\$423,776	21%	✓	1	
3. B. 84 - Maritime Museum Wharf Rehabilitation (2526200)	Bid (Adv.) and Award	01/29/16	100%	06/30/17	0%	✓	1	\$3,900,000	\$182,472	5%	✓		
4. 300 Water Street - Office Building Re-Roof (2528900)	Hold		N/A	06/24/15	1%	✓		\$231,500	\$2,125	1%	✓		
5. Ports O'Call - American Disability Act Compliant Restrooms (2531700)	Construction	08/30/15	100%	12/31/16	45%	✓	2	\$841,240	\$574,004	66%	✓		
9. B. 85 - Port Police Float System Replacement (2534900)	Bid (Adv.) and Award		N/A	12/24/17	0%	✓	1	\$1,500,000	\$0	0%	✓	1	

Audit Committee Status Report

(Actuals Thru: August 2016)

Project Title	Project Status	Design Finish	Percent Design Complete	Constr. Finish	Percent Constr. Complete	Sched. Trend	No. of PDC Revs.	Projected Cost	Spent To Date	Percent Spent To Date	Budg. Trend	No. of PDC Revs.	Comments	
12. FY 16/17 CIP Deferred Maintenance Projects (2539100)	Planning	06/30/17	25%		N/A	✓		\$4,039,105	\$0	0%	✓			
13. B. 181 - Warehouse Re-roof (2540000)	Construction		N/A	12/31/16	40%	✓		\$700,056	\$41,373	6%	✓			
14. B. 72 - Municipal Fish Market - Chiller Unit Electrical Replacement (2540300)	Hold	08/08/16	90%	09/21/16	0%	✓		\$92,000	\$4,930	5%	✓			
15. B. 90-93 - Cruise Terminal Emergency Evacuation Plan Signs (2540400)	Bid (Adv.) and Award	09/30/16	100%	11/14/16	0%	✓		\$25,000	\$5,231	21%	✓			
16. B. 73 - 90 - Pipeline Support Hangers Replacement (2540700)	Construction		N/A	10/31/16	20%	✓		\$145,200	\$33,722	23%	✓			
17. B. 270-271 - Sea Wall Enhancement (2540900)	Planning	06/04/18	0%	03/06/20	0%	✓		\$2,500,000	\$1,911	0%	✓			
18. Badger Avenue Bridge Conley Joints Purchase (2541200)	Bid (Adv.) and Award	09/15/16	0%	10/31/17	0%	✓		\$460,329	\$0	0%	✓		New Work Order	
19. Badger Avenue Bridge Elevator Cars Modernization (2541400)	Planning	11/30/16	0%	04/30/17	0%	✓		\$515,000	\$0	0%	✓		New Work Order	
<b>MISCELLANEOUS PROJECTS TOTAL</b>								<b>\$16,964,630</b>	<b>\$1,269,544</b>	<b>7%</b>				
<b>MARITIME SERVICES TOTAL</b>								<b>\$33,072,267</b>	<b>\$3,031,327</b>	<b>9%</b>				
<b>CIP TOTAL COST</b>								<b>\$1,162,945,722</b>	<b>\$229,756,144</b>	<b>20%</b>				