



AUDIT COMMITTEE


Report to the
Board of Harbor Commissioners

Item #1

DATE: JUNE 11, 2014
TO: AUDIT COMMITTEE OF THE BOARD OF HARBOR COMMISSIONERS
SUBJECT: CAPITAL IMPROVEMENT PROGRAM DISCUSSION

The following two items are transmitted to the Audit Committee:

1. Fiscal Year 2013/2014 CIP Budget to Projected Expenditures- This document compares fiscal year 2013/2014 CIP projections to budget.
2. Draft CIP Status Report – This report tracks CIP project budgets and schedules. The report also identifies budget and schedule trends.



MICHAEL R. CHRISTENSEN, P.E.
Deputy Executive Director

Attachments:

Transmittal 1: Fiscal Year 2013/2014 CIP Budget to Projected Expenditures

Transmittal 2: Draft CIP Status Report

Author: A. Gioiello, Engineering

Fiscal Year 2013/2014 CIP




	Budget	Projected*
In-House Labor		
Engineering	\$8,726,061	\$7,358,675
Construction	\$7,752,197	\$8,276,376
Environmental	\$448,227	\$345,430
Construction and Maintenance	\$5,212,491	\$1,475,324
Consultants		
Design Services	\$14,072,580	\$9,980,761
Env. Services	\$10,616,330	\$3,428,112
Construction Management	\$11,240,563	\$6,673,704
Misc. Professional Services	\$1,253,249	\$249,080
Construction	\$293,937,483	\$263,839,221
Miscellaneous		
Materials/Equipment	\$14,049,746	\$5,062,388
Other	\$32,085,605	\$18,976,355
Grand Total	\$399,394,532	\$325,665,426

*Projections based on actuals through April 2014




Summary of CIP Status Report

Total No. of CIP Projects	147
Total Value of CIP Projects	\$1,947,369,184

Schedule

Number of projects on schedule	116 	79%
Number of projects at risk of falling behind schedule	15 	10%
Number of projects behind schedule	16 	11%
Total dollar value of projects on schedule	\$1,542,951,674	
Percent of total dollar value on Schedule	79%	

Budget

Number of projects on budget	144 	98%
Number of projects which may exceed budget	1 	1%
Number of projects requiring budget adjustment	2 	1%
Total dollar value of projects on budget	\$1,939,419,184	
Percent of total dollar value on budget	99.6%	

The Engineering Division is currently tracking a total of 147 active Capital projects representing just under \$2B in total project value. From a budget perspective, 144 of these projects, or roughly 99% of all projects, are currently tracking on budget.

The 3 projects that are either over budget or at risk of being over budget are 1) Berth 144-145 Underwater Bulkhead Improvement that is being assessed a larger than anticipated administrative overhead charge from the Marine On-Call Construction contract, 2) Front Street Beautification which is absorbing a transfer of costs associated with some environmental cleanup work currently budgeted in the Operating Budget and 3) The Pier 400 Meteorological Tower which is seeing potential budgetary pressures due to the extent of Resource Agency opposition to the project.

From a schedule tracking perspective, projects at risk of falling behind schedule include 6 projects in the Motems Program that are currently working through the business deal process preparing new 30-year lease agreements, and the APL Development Program which is awaiting a decision from APL on the scope of their proposed project. Projects that are behind schedule include the Evergreen Program that is awaiting a final business deal to be negotiated, and several projects in the SNAP Program that are being delayed due to a re-evaluation of the space needs of the HAB Building.

Port of Los Angeles
Draft CIP Status Report
 June 2014

Project Title	Design Finish	Percent Complete	Construction Finish	Percent Complete	Schedule Trend	Project Total	Projections to 6/30/14	Budget Trend	Comments
I. Terminals									
A. Berth 90-93 - World Cruise Center									
1. B. 93 - Freight Elevator Modernization (25169)	A	10%	08/04/14	10%	✓	\$ 190,000	\$ 133,597	✓	
2. B. 93 - Cruise Terminal - Customs and Border Protection Improvements Conceptual Design (25253)	11/27/14	0%		0%	✓	\$ 140,000	\$ 31,285	✓	
3. B. 91-93 - Alternative Maritime Power (AMP) Upgrade and Retrofit (25273)	11/24/14	0%	11/24/14	0%	✓	\$ 1,000,000	\$ 137,143	✓	Budget & Schedule for design only. Total Project Cost \$12M
BERTH 90-93 - WORLD CRUISE CENTER TOTAL						\$ 1,330,000	\$ 302,025		
B. Berth 100-102 - China Shipping Container Terminal									
1. Phase II									
1. B. 102 - Rear Backland Development (24872)	A 09/30/12	100%	A 11/30/13	100%	✓	\$ 23,125,815	\$ 22,971,698	✓	
PHASE II TOTAL						\$ 23,125,815	\$ 22,971,698		
2. Phase III									
1. B. 100-102 -14 of 24 Acre Backland Development (24826)	A 01/31/12	100%	A 11/30/13	100%	✓	\$ 15,471,800	\$ 15,192,446	✓	
2. B. 100 - Wharf - South Extension (24870)	A 01/31/12	100%	A 11/30/13	100%	✓	\$ 21,910,000	\$ 21,547,287	✓	
3. B. 100 - Wharf - South Extension - AMP (24871)	A 01/31/12	100%	A 11/30/13	100%	✓	\$ 1,436,456	\$ 1,363,131	✓	
PHASE III TOTAL						\$ 38,818,256	\$ 38,102,864	✓	
3. Other									
1. B. 94-95 - Catalina Express Relocation (24805)	A 04/01/12	100%	06/30/14	100%	✓	\$ 3,875,000	\$ 3,765,373	✓	
2. B. 100-102 - Marine Operations Building (24543)	08/31/14	95%	06/30/16	0%	✓	\$ 13,800,000	\$ 1,835,786	✓	
3. B. 100-102 - Crane Maintenance Building (25026)	08/31/14	80%	06/30/16	0%	✓	\$ 5,700,000	\$ 273,449	✓	
OTHER TOTAL						\$ 23,375,000	\$ 5,874,608		
BERTH 100-102 - CHINA SHIPPING CONTAINER TERMINAL TOTAL						\$ 85,319,071	\$ 66,949,169		

Port of Los Angeles
Draft CIP Status Report
 June 2014

Project Title	Design Finish	Percent Complete	Construction Finish	Percent Complete	Schedule Trend	Project Total	Projections to 6/30/14	Budget Trend	Comments
C. Berth 121-131 - Yang Ming Container Terminal									
1. Phase I & II									
1. B. 121-131 - Wharf Upgrades (24490)	04/10/16	20%	04/10/18	0%	✓	\$ 106,700,000	\$ 2,353,744	✓	Term Sheet Signed. Lease Pending
2. B. 121-131 - West Basin Intermodal Container Transfer Facility (WBICTF) Expansion - Part I (24810)	04/10/16	80%	04/10/18	0%	✓	\$ 11,100,000	\$ 444,914	✓	Term Sheet Signed. Lease Pending
3. B. 121-126 - Alternative Maritime Power (AMP) (25018)	A 03/31/12	100%	A 01/02/14	100%	✓	\$ 15,113,600	\$ 15,034,702	✓	
4. B. 121-131 - Terminal Redevelopment - Planning and Environmental (25232)	A		04/15/16	5%	✓	\$ 3,200,000	\$ 899,588	✓	Term Sheet Signed. Lease Pending
PHASE I & II TOTAL									
BERTH 121-131 - YANG MING CONTAINER TERMINAL TOTAL						\$ 136,113,600	\$ 18,732,947		
D. Berth 135-147 - TRAPAC Container Terminal									
1. B. 142-143 - Backland Improvements - Phases 2-4 (24498)	A 09/09/13	100%	03/22/17	5%	✓	\$ 143,422,405	\$ 7,614,202	✓	
2. B. 142-147 - ICTF (24551)	A 09/08/13	100%	02/02/16	5%	✓	\$ 85,865,560	\$ 9,512,485	✓	
3. RB 136-139 - Terminal Buildings & Main Gate (24585)	A 08/22/12	100%	07/10/15	45%	✓	\$ 80,000,000	\$ 43,276,551	✓	
4. B. 144-145 - Backland Improvements - Phase 1C (25131)	A 12/03/12	100%	05/19/14	93%	✓	\$ 50,034,494	\$ 45,938,904	✓	
5. B. 134-135 - Backland Expansion (5-acre) (25138)	07/07/15	3%	06/29/17	0%	✓	\$ 10,753,500	\$ 296,075	✓	
6. B. 145-147 - Backland Improvements - Phase 1B (25143)	A 08/21/12	100%	A 02/28/14	100%	✓	\$ 13,601,695	\$ 12,011,013	✓	Administrative costs for On call Const Contract assigned to only this one project.
7. B. 144-145 Underwater Bulkhead Improvement (25153)	A 02/21/12	100%	05/28/14	40%	✓	\$ 100,000	\$ 96,273	✗	
8. B. 136-139 - Crane Trench Retrofit (25156)	A 07/08/12	100%	06/30/14	80%	✓	\$ 175,000	\$ 137,418	✓	deliberate schedule delay to ease congestion and improve terminal operations during construction
9. B. 142 - Crane Maintenance Building (25177)	05/14/14	80%	02/28/16	0%	⚠	\$ 5,680,302	\$ 403,042	✓	
BERTH 135-147 - TRAPAC CONTAINER TERMINAL TOTAL						\$ 389,632,956	\$ 119,285,962		
E. Berth 212-224 - YTI Container Terminal									
1. B. 212-216 - Alternative Maritime Power (AMP) Phase II (25011)	A 02/29/12	100%	A 01/02/14	100%	✓	\$ 19,460,000	\$ 18,270,769	✓	
2. B. 212-220 - YTI Redevelopment EIR/EIS (25189)	11/07/14	N/A	11/07/14	60%	✓	\$ 2,600,000	\$ 1,493,705	✓	BOHC to consider EIR/EIS on 11-6-14

Port of Los Angeles
Draft CIP Status Report
 June 2014

Project Title	Design Finish	Percent Complete	Construction Finish	Percent Complete	Schedule Trend	Project Total	Projections to 6/30/14	Budget Trend	Comments
3. B. 214 - 220 - Redevelopment (25198)	02/06/15	60%	05/12/17	0%	✓	\$ 56,030,540	\$ 1,088,088	✓	YTI to execute 10year extension option prior to advertising
4. B. 212-223 - Fire Alarm System Replacement (25248)	A		05/12/14	75%	✓	\$ 800,000	\$ 359,064	✓	
BERTH 212-224 - YTI CONTAINER TERMINAL TOTAL									
F. Berth 222-236 - Development									
1. B. 226-232 - Panzerbelt And Cable Trench Upgrade and Replacement (24966)	A 09/13/13	100%	09/01/14	5%	✓	\$ 1,010,000	\$ 229,502	✓	
2. B. 230-232 - Alternative Maritime Power (AMP) (25020)	A 08/31/12	100%	A 03/13/14	100%	✓	\$ 9,600,000	\$ 9,231,929	✓	
3. B. 226-236 - Wharf Fenders Replacement (25076)	A 06/07/12	100%	A 04/17/14	100%	✓	\$ 375,000	\$ 373,591	✓	
4. B. 226-236 - Leak Detection And Warning System (25194)	A		06/12/16	0%	✓	\$ 1,250,000	\$ 124,820	✓	
5. B. 226-236 - Terminal Improvements - Planning and Environmental (25242)			01/18/16	0%	✗	\$ 3,360,000	\$ 537,512	✓	EIR on hold awaiting finalized Business Deal
6. B. 226-232 - Fire Life Safety Upgrades (25249)	A		10/18/14	10%	✓	\$ 750,000	\$ 12,479	✓	
7. B. 226-236 - Crane Feeder Cable Upgrade (25258)	A 02/21/14	100%	07/01/14	100%	✓	\$ 512,741	\$ 462,027	✓	
8. B.226-232 - EverPort Wharf Pavement Resurfacing and Striping (25277)	06/29/14	30%	08/10/14	0%	⚠	\$ 1,600,000	\$ 40,000	✓	Everport requesting alternative evaluations
BERTH 222-236 - DEVELOPMENT TOTAL									
G. Berth 240-267 - Development									
1. B. 240 X & Y - Wharf Capacity Assessment (25145)	A 03/28/14	100%			✓	\$ 203,000	\$ 189,991	✓	
BERTH 240-267 - DEVELOPMENT TOTAL									
H. Berth 300-306 - Development									
1. RB. 301-305 - Buildings, Gates, and Backland Development (24890)	08/04/17	2%	01/21/20	0%	⚠	\$ 30,000,000	\$ 681,470	✓	On Hold-Waiting for APL to decide on project scope
2. B. 306 - Wharf and Backland Development (24891)	08/04/17	40%	01/21/20	0%	⚠	\$ 163,000,000	\$ 671,403	✓	On Hold-Waiting for APL to decide on project scope
3. B. 302-305 - Alternative Maritime Power (AMP) (25008)	A 02/14/12	100%	A 03/31/14	100%	✓	\$ 36,250,000	\$ 33,931,480	✓	
4. B. 302-305 - APL Buildings Water Leak Assessment and Remediation (25054)	A 01/24/11	100%	06/30/14	90%	✓	\$ 1,500,000	\$ 1,292,991	✓	
5. B. 306 - Alternative Maritime Power (AMP) (25068)	08/03/17	10%	01/31/20	0%	⚠	\$ 9,090,000	\$ 38,027	✓	On Hold-Waiting for APL to decide on project scope

Port of Los Angeles
Draft CIP Status Report
 June 2014

Project Title	Design Finish	Percent Complete	Construction Finish	Percent Complete	Schedule Trend	Project Total	Projections to 6/30/14	Budget Trend	Comments
6. B. 302-305 - Fender Replacement (25279)			08/23/15		✓	\$ 367,400	\$ -	✓	
BERTH 300-306 - DEVELOPMENT TOTAL									
I. Berth 400-409 - Development						\$ 240,207,400	\$ 36,615,371		
1. B. 401-406 - Alternative Maritime Power (AMP) (25019)	06/31/12	100%	03/13/14	100%	✓	\$ 40,380,000	\$ 39,055,605	✓	
2. Pier 400 - Meteorological Tower (25216)	03/31/15	0%	01/31/16	0%	⚠	\$ 1,000,000	\$ 55,754	⚠	Resource agencies oppose this project
3. Pier 400 - Pavement Replacement (25218)	03/19/14	100%	05/28/14	40%	✗	\$ 700,000	\$ 643,267	✓	delays due to APMT not providing work window
BERTH 400-409 - DEVELOPMENT TOTAL									
K. Motems						\$ 42,080,000	\$ 39,754,626		
1. B. 238 - MOTEMS (24899)	05/02/16	0%	09/25/17	0%	⚠	\$ 25,675,000	\$ 2,635,198	✓	Schedule at risk. No Term Sheet
2. B. 167-169 - MOTEMS (24936)	09/04/15	40%	01/27/17	0%	⚠	\$ 22,540,338	\$ 2,582,165	✓	Schedule at risk. Term Sheet signed. Lease Pending
3. B. 163 - MOTEMS (24937)	12/23/16	0%	05/18/18	0%	⚠	\$ 23,976,000	\$ 1,612,702	✓	Schedule at risk. No Term Sheet
4. B. 148-149 - MOTEMS (24938)	02/13/17	0%	07/09/18	0%	⚠	\$ 24,626,142	\$ 2,466,682	✓	Schedule at risk. No Term Sheet
5. B. 164 - MOTEMS (24939)	05/30/16	0%	10/23/17	0%	⚠	\$ 11,225,000	\$ 1,624,242	✓	Schedule at risk. Term Sheet signed. Lease Pending
6. B. 187-191 - MOTEMS (24940)	02/16/17	0%	01/10/19	0%	⚠	\$ 61,561,271	\$ 2,653,007	✓	Schedule at risk. No Term Sheet
7. B. 239 - Mooring Point 1 (25077)	02/21/12	100%	10/31/14	95%	✓	\$ 3,500,516	\$ 3,354,488	✓	
8. B. 163 - MOTEMS Repairs (25244)	06/01/14	100%	02/02/15	0%	✓	\$ 850,000	\$ 43,515	✓	
9. B. 164 - MOTEMS Repairs (25245)	06/01/14	100%	02/02/15	0%	✓	\$ 960,000	\$ 57,372	✓	
10. B. 187-190 - MOTEMS Repairs (25246)	03/03/15	0%	03/03/16	0%	✓	\$ 3,575,000	\$ 188	✓	
11. B. 118-119 - Marine Oil Terminal Fender Replacement (25278)			10/23/14		✓	\$ 385,000	\$ -	✓	
MOTEMS TOTAL									
						\$ 178,874,267	\$ 17,029,560		
L. Miscellaneous Terminal Improvements						\$ 345,000	\$ 67,662	✓	
1. B. 205 - Cerritos Yacht Anchorage Slope Revetment (25073)	06/16/15	80%	12/17/15	0%	✓	\$ -	\$ -	✓	

Port of Los Angeles
Draft CIP Status Report
 June 2014

Project Title	Design Finish	Percent Complete	Construction Finish	Percent Complete	Schedule Trend	Project Total	Projections to 6/30/14	Budget Trend	Comments
2. B. 195-197 - Wharf Rehabilitation (25165)	07/31/14	75%	10/31/15	0%	⊗	\$ 3,179,000	\$ 345,883	✓	Schedule delays due to bid out vs Site Improvement Contract
3. B. 198-199 & 200A - Wharf Rehabilitation (25166)	07/31/14	50%	11/01/16	0%	⊗	\$ 5,615,299	\$ 291,387	✓	Schedule delays due to bid out vs Site Improvement Contract
4. B. 194 - Refuse Containment System Improvements (25223)	A		06/30/14	90%	✓	\$ 135,000	\$ 111,602	✓	
5. B. 153-155A & 209 - Underground Fire Control Valves Replacement (25234)	A		A 01/31/14	100%	✓	\$ 450,000	\$ 446,951	✓	
6. B. 206-209 - Backland and Wharf Improvements EIR (25263)			11/30/15	5%	⊙	\$ 2,500,000	\$ 213,212	✓	Proposed tenant re-evaluating need for project
7. B. 206-209 - Terminal Improvements Project (25264)	03/01/18	3%	03/01/18	N/A	⊙	\$ 100,000	\$ 10,592	✓	Proposed tenant re-evaluating need for project
MISCELLANEOUS TERMINAL IMPROVEMENTS TOTAL						\$ 12,324,299	\$ 1,487,289		
TERMINALS TOTAL						\$ 1,183,432,874	\$ 332,570,426		
II. Transportation									
A. Transportation Improvements									
1. Harry Bridges Boulevard Improvements (23693)	A 09/17/09	100%	A 08/07/12	100%	✓	\$ 39,816,561	\$ 36,596,461	✓	
2. South Wilmington Grade Separation (24236)	A 06/27/12	100%	03/31/15	35%	✓	\$ 84,300,000	\$ 45,149,421	✓	
3. I-110/SR 47 Connector Improvement (24661)	A 06/19/13	100%	06/26/16	5%	✓	\$ 21,000,000	\$ 4,013,225	✓	
4. Advanced Transportation Management Information System (ATMIS) (24663)	A 01/31/11	100%	06/30/14	99%	✓	\$ 2,000,000	\$ 1,946,251	✓	
5. John S. Gibson Intersection & NB I-110 Ramp Access Improvements (24699)	A 06/19/13	100%	06/26/16	5%	✓	\$ 32,100,000	\$ 6,351,354	✓	
6. C Street/I-110 Access Ramp Improvements (24852)	A 07/31/13	100%	01/05/17	5%	✓	\$ 51,000,000	\$ 8,581,322	✓	
7. B. 200 - Rail Yard (24885)	A 11/16/11	100%	08/01/14	80%	✓	\$ 135,081,189	\$ 116,538,036	✓	
8. Union Pacific ICTF Redevelopment EIR (24993)	A		12/31/14	50%	✓	\$ 215,810	\$ 158,631	✓	
9. B. 200 - Rail Yard Track Connections (25130)	A 12/12/12	100%	10/20/14	30%	✓	\$ 25,000,000	\$ 7,444,839	✓	
10. Avalon and Fries Street Closures Environmental Assessment (25167)	A		12/31/14	60%	✓	\$ 779,650	\$ 314,228	✓	
11. B. 258 - Japanese Memorial Vehicular Signage (25183)	A 05/15/13	100%	09/30/14	85%	✓	\$ 100,000	\$ 98,586	✓	10 signs to be installed by June 30th, 2 remaining signs delayed until 9/30/14
12. Portwide Vehicular Directional Signage Improvements (25225)	A		06/30/14	80%	⊗	\$ 140,000	\$ 103,166	✓	

Port of Los Angeles
Draft CIP Status Report
 June 2014

Project Title	Design Finish	Percent Complete	Construction Finish	Percent Complete	Schedule Trend	Project Total	Projections to 6/30/14	Budget Trend	Comments
13. At-Grade Rail Crossing Protection System for Anaheim St. Rail Crossing of McFarland Lead Track (25241)	06/30/14	55%			✓	\$ 149,000	\$ 85,043	✓	
14. Terminal Island Street Improvements - Phase II (25265)	08/31/14	99%	06/30/15	0%	✓	\$ 1,400,000	\$ 34,351	✓	
15. Portable Changeable Message Signs (25266)	A		05/16/14	0%	✓	\$ 145,000	\$ 76,137	✓	
16. Terminal Island Street Improvements - Phase III (25276)	12/31/14		04/30/15		✓	\$ 1,600,000	\$ -	✓	
TRANSPORTATION IMPROVEMENTS TOTAL						\$ 394,627,210	\$ 227,491,052		
TRANSPORTATION TOTAL						\$ 394,627,210	\$ 227,491,052		
III. Security									
A. Homeland Security									
1. 300 Water Street - Maritime Law Enforcement Training Center (MLETC) (24999)	A 03/23/09	100%	A 04/18/14	100%	✓	\$ 5,470,000	\$ 5,419,731	✓	
2. Port Police Computer Aided Dispatch and Records Management System (25000)	A		05/14/14	95%	✓	\$ 4,200,000	\$ 4,184,618	✓	
3. Port Police Tactical Radio Communications Improvements (25002)	A		12/30/14	85%	✓	\$ 5,813,421	\$ 5,260,378	✓	Project substantially complete. Remaining punch list items per B&S
4. 120 W "C" Street Port Police K9 Facility (25098)	A 03/09/12	100%	05/31/14	98%	✗	\$ 2,175,556	\$ 2,165,003	✓	
5. POLA Fiber Optic Network - Phase 2 (25136)	A 05/14/13	100%	05/30/14	95%	✓	\$ 8,321,815	\$ 7,281,434	✓	
6. Port of Los Angeles Police Headquarters - Audio Visual System - Preliminary Design (25211)	06/18/14	50%			✗	\$ 270,000	\$ 202,427	✓	delay due to coordination w/ related project (DOC)
7. IT Cyber Security Improvements - Phase I (25220)	A 12/09/13	100%	09/22/14	25%	✓	\$ 2,564,000	\$ 2,447,184	✓	
8. 300 Water Street - Elevator Replacement (25228)	A		06/13/14	1%	✓	\$ 85,000	\$ 68,957	✓	
9. POLA Fiber Optic Network - Phase 3 - Design Only (25238)	12/07/14	10%			✓	\$ 145,000	\$ 85,136	✓	
10. IT Cyber Security Improvements - Phase II (25260)			08/31/15	0%	✓	\$ 2,364,000	\$ -	✓	
HOMELAND SECURITY TOTAL						\$ 31,408,792	\$ 27,114,867		
SECURITY TOTAL						\$ 31,408,792	\$ 27,114,867		
IV. Public Access/Environmental Enhancements									
A. Port-Wide Public Enhancements									

Port of Los Angeles
Draft CIP Status Report
 June 2014

Project Title	Design Finish	Percent Complete	Construction Finish	Percent Complete	Schedule Trend	Project Total	Projections to 6/30/14	Budget Trend	Comments
1. Front Street Beautification (25047)	12/31/14	80%	11/28/16	0%	✓	\$ 6,850,000	\$ 725,281	✗	Shifting Env Cleanup cost from operating to CIP
PORT-WIDE PUBLIC ENHANCEMENTS TOTAL									
B. Los Angeles Waterfront									
1. San Pedro Waterfront									
1. Cabrillo Way Marina - Phase II (23940)	A 07/09/08	100%	A 11/18/11	100%	✓	\$ 147,615,000	\$ 147,580,585	✓	
2. San Pedro Waterfront - Downtown Harbor - Landside Improvements (24977)	A 10/19/12	100%	06/02/14	100%	✓	\$ 28,340,000	\$ 26,851,820	✓	
3. San Pedro Waterfront - B. 57 - Wharf Retrofit and Signal Street Improvements (25006)	02/26/17	0%	02/22/19	0%	✓	\$ 58,216,476	\$ 2,188,845	✓	
4. San Pedro Waterfront - B. 87-93 - Los Angeles Waterfront Parking Lot Improvements (25142)	A 08/31/12	100%	06/30/14	90%	✗	\$ 1,662,852	\$ 1,550,027	✓	Project substantially complete. Additional signage in process
5. San Pedro Waterfront - B. 45-50 - Outer Harbor Improvements (25144)	A 03/19/13	100%	05/31/14	90%	✓	\$ 3,377,420	\$ 3,082,177	✓	
6. San Pedro Waterfront Enhancement - 22nd Street Park Improvements (25186)	A 07/01/13	100%	05/19/14	75%	✓	\$ 174,800	\$ 165,582	✓	
7. B. 240Z - Jankovich Fuel Facility Relocation Planning and Preliminary Design (25190)	05/31/14	80%			✓	\$ 400,000	\$ 290,373	✓	
8. San Pedro Waterfront - Ports O Call Redevelopment Conceptual Planning and Preliminary Engineering Support (25233)	07/31/14	60%			✓	\$ 500,000	\$ 323,550	✓	
9. San Pedro Waterfront - Water Feature Stage Concrete Pad (25255)	A		A 02/10/14	100%	✓	\$ 20,000	\$ 19,172	✓	
10. Fanfare Fountain Palm Tree Drainage Repair and Tree Installation (25274)			10/05/14		✓	\$ 175,000	\$ -	✓	
San Pedro Waterfront - Sampson Way Roadway Improvements - 7th Street Intersection (2509400)	01/15/16		01/15/18		✓	\$ 12,900,000	\$ 4,059	✓	
SAN PEDRO WATERFRONT TOTAL									
2. Wilmington Waterfront Development									
1. Wilmington Waterfront Park Public Art (25159)	A 02/17/11	100%	10/04/14	75%	✓	\$ 468,250	\$ 305,631	✓	
2. Wilmington Waterfront Park Street Vacations (25256)	07/02/15	5%			✓	\$ 140,000	\$ 26,198	✓	
WILMINGTON WATERFRONT DEVELOPMENT TOTAL									
LOS ANGELES WATERFRONT TOTAL									
C. Environmental Enhancements									
LOS ANGELES WATERFRONT TOTAL									
						\$ 253,989,798	\$ 182,388,018		

Port of Los Angeles
Draft CIP Status Report
 June 2014

Project Title	Design Finish	Percent Complete	Construction Finish	Percent Complete	Schedule Trend	Project Total	Projections to 6/30/14	Budget Trend	Comments
1. Inner Cabrillo Beach Water Quality Improvement Project (24579)	A 10/30/06	100%	A 06/17/13	100%	✓	\$ 20,610,603	\$ 20,608,756	✓	
2. Electric Truck Program (24958)	A 07/31/13	100%	06/30/14	85%	✓	\$ 5,403,750	\$ 5,383,348	✓	
3. DWP Solar Panel Program Support (25005)	06/30/14	90%			✓	\$ 500,000	\$ 488,181	✓	
4. Cabrillo Shallow Water Habitat (25039)	A 01/29/10	100%	A 07/12/13	100%	✓	\$ 14,099,978	\$ 13,947,605	✓	
5. Biological Mitigation Credits (25116)	A		06/30/14	90%	✓	\$ 1,096,982	\$ 1,093,749	✓	
6. 2013 Biological Surveys of Los Angeles and Long Beach Harbors (25187)	A		02/28/16	30%	✓	\$ 548,560	\$ 336,219	✓	
7. Cabrillo Beach Eelgrass Mitigation Site (25272)	07/24/14	1%	02/19/15	0%	✓	\$ 710,000	\$ -	✓	
ENVIRONMENTAL ENHANCEMENTS TOTAL						\$ 42,969,893	\$ 41,857,859		
PUBLIC ACCESS/ENVIRONMENTAL ENHANCEMENTS TOTAL						\$ 303,809,691	\$ 224,971,158		
V. Maritime Services									
A. Harbor Department Facilities									
1. B. 161 - Marine Ways Modifications (24861)	11/07/14	40%	04/06/15	0%	✓	\$ 1,950,000	\$ 209,058	✓	
2. POLA Facilities Water Efficient Toilets and Urinals (24992)	A 11/11/09	100%	10/31/14	25%	✓	\$ 148,000	\$ 41,737	✓	
3. Harbor Administration Building Elevator Retrofit (25079)	A		A 03/14/14	100%	✓	\$ 591,488	\$ 518,189	✓	
4. Harbor Department Buildings - Miscellaneous Office and Cubicle Furniture Installations (25090)	A		12/31/15	50%	✓	\$ 725,000	\$ 517,444	✓	
5. Harbor Administration Building - 3rd, 4th, and 5th Floor Restrooms (25092)	05/08/14	80%	02/27/15	0%	✗	\$ 670,000	\$ 210,815	✓	delayed approx 6 months. resequencing the work to do drain line reconstruction first
6. Harbor Administration Building - HVAC Replacement (25096)	08/31/14	40%	02/27/16	0%	✓	\$ 5,100,000	\$ 145,871	✓	
7. Klein Billing System - Phase II (25139)	A		04/16/15	71%	✓	\$ 1,402,527	\$ 1,110,182	✓	
8. Sharepoint 2010 Upgrade (25140)	A		07/08/14	60%	✓	\$ 1,482,469	\$ 1,076,247	✓	
9. Port of Los Angeles Police Headquarters - Furniture Modifications (25146)	A 12/17/12	100%	06/30/14	90%	✓	\$ 171,510	\$ 148,887	✓	
10. B. 66 - Port Pilot Station Dispatch Center Window Replacement (25173)	06/30/14	50%	08/30/14	0%	✓	\$ 165,000	\$ 90,209	✓	

Port of Los Angeles
Draft CIP Status Report
 June 2014

Project Title	Design Finish	Percent Complete	Construction Finish	Percent Complete	Schedule Trend	Project Total	Projections to 6/30/14	Budget Trend	Comments
11. B. 161 C & M Administration Building - Renovation, Furniture Purchase, and Wharfinger Relocation (25178)	06/30/14	0%	11/30/14	0%	✓	\$ 950,000	\$ 23,151	✓	Work order to be closed money to be shifted to other SNAP projects
12. Harbor Administration Building - 4th Floor Furniture Purchase, and Contracts and Purchasing Relocation (25179)	08/31/14	10%	12/31/14	0%	✗	\$ 1,025,250	\$ 43,288	✓	Schedule delayed re-evaluating entire program to include all divisions occupying HAB
13. Harbor Administration Building - 1st Floor and Mail Room Furniture (25180)	08/31/14	10%	12/31/14	0%	✗	\$ 221,000	\$ 11,125	✓	Schedule delayed re-evaluating entire program to include all divisions occupying HAB
14. Harbor Administration Building - 2nd Floor Information Technology Furniture (25181)	08/31/14	10%	12/31/14	0%	✗	\$ 221,000	\$ 9,698	✓	Schedule delayed re-evaluating entire program to include all divisions occupying HAB
15. Harbor Administration Building - 3rd Floor Furniture Removal & Installation (25182)	06/30/14	0%	11/30/14	0%	✗	\$ 1,225,000	\$ 214,444	✓	Schedule delayed re-evaluating entire program to include all divisions occupying HAB
16. Harbor Administration Building - Fuel Cell System (25215)	05/31/14	65%	10/22/14	0%	✗	\$ 350,000	\$ 70,119	✓	6 mo. Delay. Needed to request 2nd RFP due to lack of participation
17. Harbor Administration Building - Light Fixture Upgrade - 1st & 2nd Floors (25219)	05/31/14	70%	03/31/15	0%	✗	\$ 378,000	\$ 45,873	✓	2 month delay. Lack of design resources
18. B. 161 - C&M Stores Warehouse Roof and Skylight Replacement (25222)	^A 03/18/14	100%	12/03/14	0%	✓	\$ 759,777	\$ 293,478	✓	
19. B. 161 C&M - Carpenter's Shop Remodel (25229)	06/06/14	85%	04/09/15	0%	✓	\$ 226,500	\$ 67,898	✓	
20. B. 161 C & M - Garage Remodel (25231)			01/25/15	0%	✓	\$ 75,000	\$ 1,899	✓	
21. B. 66 - Port Pilot Station Back Up Generator and Electrical Upgrade (25243)	07/02/14	15%	02/02/15	0%	✗	\$ 460,500	\$ 27,353	✓	6 month delay;lack of design resources
22. B. 66 - Port Pilot Station Portable Buildings Replacement (25261)		0%			✓	\$ 500,000	\$ -	✓	study only. schedule TBD
23. World Tots Child Care Center Upgrades (25266)			07/20/14	0%	✓	\$ 117,629	\$ 34,142	✓	
24. Harbor Administration Building - Drain Mainlines Replacement (25269)			06/01/15	0%	✓	\$ 1,050,000	\$ -	✓	
25. Harbor Administration Building - 5th Floor Office Cubicles Reconfiguration (25270)	^A 03/16/14	100%	05/16/14	100%	✓	\$ 117,000	\$ 50,866	✓	
26. Harbor Administration Building - Purchase of Chairs for 2nd Floor Executive Session and 5th Floor Conference Rooms (25271)	^A 04/17/14	100%	07/04/14	0%	✓	\$ 33,000	\$ 5,409	✓	
HARBOR DEPARTMENT FACILITIES TOTAL						\$ 20,115,650	\$ 4,967,362		
B. Miscellaneous Projects									
1. B. 84 - Maritime Museum HVAC Replacement (24949)	^A 09/28/12	100%	06/30/14	100%	✓	\$ 1,200,000	\$ 1,088,287	✓	
1. Badger Bridge Conley Joint Improvements (24988)	^A 02/03/10	100%	^A 01/22/14	100%	✓	\$ 400,000	\$ 383,996	✓	

Port of Los Angeles
Draft CIP Status Report
 June 2014

Project Title	Design Finish	Percent Complete	Construction Finish	Percent Complete	Schedule Trend	Project Total	Projections to 6/30/14	Budget Trend	Comments
2. B. 72 - Municipal Fish Market Renovation - Phase 2 (25097)	10/19/14	0%			✓	\$ 500,000	\$ 231,798	✓	
3. B. 84 - Maritime Museum Concrete Wharf Planning Study (25126)	A 06/30/14	97%			✓	\$ 175,700	\$ 140,796	✓	
4. B. 72 - Municipal Fish Market Renovation - Phase I (25128)	09/21/14	75%	03/22/16	0%	✓	\$ 5,000,000	\$ 330,557	✓	
5. Warehouse No. 1 - Elevator No. 1 Replacement (25158)	A		06/30/14	50%	⚠	\$ 190,000	\$ 71,499	✓	
6. Badger Avenue Bridge Rehabilitation (25250)	09/03/14	1%	11/03/15	0%	✓	\$ 1,715,200	\$ 54,279	✓	
7. 151 Henry Ford Ave. - Sewer Lift Station Emergency Generator (25251)			10/31/14	0%	✓	\$ 550,000	\$ 79,215	✓	
8. B. 84 - Maritime Museum Wharf Rehabilitation (25262)	05/30/15	0%	12/30/16	0%	✓	\$ 3,900,000	\$ 3,172	✓	
9. B. 87-88 - Mooring Fender Modification (25267)	06/12/14	90%	12/20/14	0%	✓	\$ 250,000	\$ 17,372	✓	
10. Ports O'Call Village Roof Restoration (25280)			11/21/14	0%	✓	\$ 94,067	\$ 1,000	✓	
MISCELLANEOUS PROJECTS TOTAL						\$ 13,974,957	\$ 2,401,971		
MARITIME SERVICES TOTAL						\$ 34,090,617	\$ 7,369,353		
CIP TOTAL COST						\$ 1,947,369,184	\$ 819,516,856		