



AUDIT COMMITTEE

Report to the
Board of Harbor Commissioners

DATE: MAY 12, 2017
TO: AUDIT COMMITTEE OF THE BOARD OF HARBOR COMMISSIONERS
SUBJECT: CAPITAL IMPROVEMENT PROGRAM REPORT

The following items are transmitted to the Audit Committee:

1. Fiscal Year 2016/2017 CIP Budget to Actual Expenditure Report– This document compares Fiscal Year 2016/2017 CIP budget to actual expenditures through March 2017.
2. CIP Status Report – This document lists current CIP projects, project status, design and construction finish dates, budget, budget and schedule trends, project budget spent to date, percent of project budget spent to date, and comments.

Mark Blewett FOR
EUGENE D. SEROKA
Executive Director

Attachments:

Transmittal 1: Fiscal Year 2016/2017 CIP Budget to Actual Expenditure Report

Transmittal 2: CIP Status Report (Actuals thru March 2017)

Author: David M. Walsh, P.E.
Chief Harbor Engineer





Fiscal Year 2016/2017 CIP Budget to Actual Expenditure Report

	<u>Budget</u>		<u>Actuals Thru March 2017</u>	<u>Percentage Spent</u>
<u>In-House Labor</u>				
Engineering	\$ 5,479,283	\$	4,865,253	88.8%
Construction	\$ 6,951,044	\$	4,401,869	63.3%
Environmental	\$ 237,392	\$	78,333	33.0%
Const. and Maint.	\$ 1,244,073	\$	534,479	43.0%
<u>Consultants</u>				
Design Services	\$ 8,412,105	\$	3,071,363	36.5%
Env. Services	\$ 6,411,856	\$	2,746,295	42.8%
Construction Mgmt.	\$ 7,603,874	\$	2,666,348	35.1%
Misc. Prof Services	\$ 521,892	\$	85,000	16.3%
<u>Construction</u>	\$ 85,403,252	\$	41,494,090	48.6%
<u>Miscellaneous</u>				
Materials/Equipment	\$ 4,000,737	\$	1,282,280	32.1%
Other	\$ 19,825,558	\$	11,981,022	60.4%
<u>Grand Total</u>	\$ 146,091,066	\$	73,206,322	50.1%
			Time Elapsed	75.0%




Summary of Audit Committee Status Report

Total No. of CIP Projects	124
Total Value of CIP Projects	\$1,008,367,689

Schedule

Number of projects on schedule	86		69%
Number of projects at risk of falling behind schedule	6		5%
Number of projects behind schedule	9		7%
Number of projects On Hold	23		19%
Total dollar value of projects on schedule	\$342,649,098		
Percent of total dollar value on schedule	71%		

Budget

Number of projects on budget	118		95%
Number of projects which may exceed budget	0		0%
Number of projects requiring budget adjustment	6		5%
Total dollar value of projects on budget	\$885,939,689		
Percent of total dollar value on budget	88%		

The Engineering Division is currently tracking a total of 124 active Capital projects representing just over \$1B in total project value. From a budget perspective, 118 of these projects, or roughly 95% of all projects, are currently tracking on budget.

The 6 projects that are either over budget or at risk of being over budget include:

- 1) Three projects for the B. 121-131 (Yang Ming) Terminal Improvements are under re-evaluation and a new term sheet is being contemplated. Additional cost escalation is required due to the continued delays in implementation. In addition, YML input has led to scope change and a corresponding cost increase for the ICTF element of the project;
- 2) The Navy Way Speed Hump Reconstruction project is under re-evaluation and needs PDC action to adjust budget;
- 3) The HAB IT HVAC Project is under re-evaluation for scope, cost, and schedule and needs PDC action to adjust budget;
- 4) The Port Police Dive House Improvements Project is under re-evaluation for scope, cost, and schedule and needs PDC action to adjust budget;

There are a total of 9 projects behind schedule and 6 project at risk of falling behind schedule.

The projects that are behind schedule or are at risk of falling behind schedule include:

- 1) The B. 121-131 (Yang Ming) Terminal Improvements EIR is delayed and needs PDC action to adjust schedule;
- 2) The Navy Way Speed Hump Reconstruction Project is under scope, cost, and schedule re-evaluation and needs PDC Action to change the project schedule;
- 3) The SP Waterfront Promenade and Town Square, the Berths 80-83 Waterside Improvements, Berth 79 Demolition, Berth 80-83 Demolition, and Berth 78 Chevron Clean-Up Projects (5- work orders) are delayed and need PDC action to adjust the schedules;
- 4) The HAB IT HVAC Backup Unit is delayed and needs PDC action to adjust schedule;
- 5) The Port Police Dive House Improvements is delayed and needs PDC action to adjust schedule;

6) The schedules for the Berth 187-190 MOTEMS Repair (Vopak), the Berth 167-169 MOTEMS (Shell) project, and the Berth 164 MOTEMS (Valero) Project are under review and may need PDC action to adjust schedule.

7) The At Grade Rail Crossing McFarland Lead Track Project is under review and may need PDC action to adjust schedule;

8) The Wilmington Waterfront Promenade project is under review and may need PDC action to adjust schedule;

9) The Berth 84 Maritime Museum Wharf Rehab Project is under review and may need PDC action to adjust schedule;

There are a total of 23 projects that are currently on hold representing approximately \$525M of CIP budget.

Audit Committee Status Report
(Actuals Thru: March 2017)

Project Title	Project Status	Design Finish	Percent Design Complete	Constr. Finish	Percent Constr. Complete	Sched. Trend	No. of PDC Revs.	Projected Cost	Spent To Date	Percent Spent To Date	Budg. Trend	No. of PDC Revs.	Comments
I. Terminals													
Berth 90-93 - World Cruise Center													
1. B. 93 - Cruise Terminal - Customs and Border Protection Improvements (2525300)	Bid (Adv.) and Award	02/12/17	100%	07/31/18	0%	✓	3	\$3,170,000	\$547,873	17%	✓	3	
2. B. 91-93 - Alternative Maritime Power (AMP) Upgrade and Retrofit (2527300)	Construction	03/23/16	100%	01/21/18	45%	✓	2	\$12,890,000	\$1,106,967	9%	✓		
3. B. 93 - Replacement of Elevator No. 6 (2528700)	Construction		N/A	06/30/17	95%	✓	4	\$253,796	\$154,964	61%	✓	2	
4. B. 93 - Elevator No. 4 Modernization (2534600)	Construction		N/A	06/30/17	95%	✓	3	\$245,780	\$161,347	66%	✓	2	
6. B. 91-92 - Cruise Center Terminal Walking Deck and Roof Repair (2542300)	Construction	01/01/17	100%	07/31/17	20%	✓	1	\$350,000	\$46,916	13%	✓		
7. B. 93 - Install Two New Elevators at the Cruise Terminal (2543900)	Design	01/31/18	5%	06/30/19	0%	✓		\$2,500,000	\$7,099	0%	✓		
BERTH 90-93 - WORLD CRUISE CENTER TOTAL								\$19,409,576	\$2,025,166	10%			
Berth 100-102 - China Shipping Container Terminal													
1. B. 100-102 - Marine Operations Building (2454300)	Hold	08/31/14	100%	04/30/17	0%	●		\$13,800,000	\$2,194,939	16%	✓		
2. B. 100-102 - Crane Maintenance Building (2502800)	Hold	08/31/14	100%	04/30/17	0%	●		\$5,700,000	\$639,185	11%	✓		
3. B. 97 - 109 - China Shipping Container Terminal Supplemental EIR (2535300)	Environmental		N/A	10/15/17	55%	✓	1	\$1,100,000	\$652,796	59%	✓	1	
OTHER TOTAL								\$20,600,000	\$3,486,919	17%			
BERTH 100-102 - CHINA SHIPPING CONTAINER TERMINAL TOTAL								\$20,600,000	\$3,486,919	17%			
Berth 121-131 - Yang Ming Container Terminal													
1. Phase I & II													
1. B. 121-131 - Wharf Upgrades (2449000)	Hold	04/10/16	5%	04/10/18	0%	●		\$106,700,000	\$2,663,277	2%	✗		
2. B. 121-131 - West Basin Intermodal Container Transfer Facility (WB/CTF) Expansion (2481000)	Hold	04/10/16	0%	04/10/18	0%	●		\$11,100,000	\$434,548	4%	✗		
3. B. 121-131 - Terminal Redevelopment - Planning and Environmental (2523200)	Environmental		N/A	06/15/17	40%	✗	1	\$3,550,000	\$1,948,171	55%	✗	1	
5. B. 127-131 - Alternative Maritime Power (AMP) Caddy System (2540100)	Hold	07/01/16	25%	12/31/16	0%	●		\$980,000	\$34,523	4%	✓		
PHASE I & II TOTAL								\$122,330,000	\$5,080,519	4%			

Audit Committee Status Report
(Actuals Thru: March 2017)

Project Title	Project Status	Design Finish	Percent Design Complete	Constr. Finish	Percent Constr. Complete	Sched. Trend	No. of PDC Revs.	Projected Cost	Spent To Date	Percent Spent To Date	Budg. Trend	No. of PDC Revs.	Comments
BERTH 121-131 - YANG MING CONTAINER TERMINAL TOTAL								\$122,330,000	\$5,080,519	4%			
Berth 135-147 - TRAPAC Container Terminal													
8. B. 142 - Crane Maintenance Building (2517700)	Construction	01/31/15	100%	08/02/17	95%	✓	2	\$9,480,302	\$7,257,019	77%	✓	1	
BERTH 195-147 - TRAPAC CONTAINER TERMINAL TOTAL								\$9,480,302	\$7,257,019	77%			
Berth 171-181 - Development													
1. B. 174-181 - Electrical Infrastructure Improvements (2544100)	Planning	01/31/18	0%	10/31/19	0%	✓		\$3,800,000	\$0	0%	✓		New Work Order - April PDC
BERTH 171-181 - DEVELOPMENT TOTAL								\$3,800,000	\$0	0%			
Berth 212-224 - YTI Container Terminal													
2. B. 214 - 220 - Redevelopment (2519800)	Construction	03/25/15	100%	05/12/17	95%	✓		\$44,557,782	\$37,376,142	84%	✓	1	
3. B. 214-220 - Alternative Maritime Power (AMP) Improvements (2532500)	Construction	03/25/15	100%	05/12/17	99%	✓		\$12,722,498	\$10,279,858	81%	✓	1	
4. B. 212-224 - Intermodal Container Transfer Facility (ICTF) Expansion (2533300)	Construction	04/29/16	100%	11/04/17	1%	✓	1	\$6,455,400	\$416,050	6%	✓		
5. B. 214-220 - 480V Main Breakers Replacement (2533500)	Construction	02/12/15	100%	05/12/17	99%	✓		\$1,500,000	\$869,812	58%	✓		
6. B. 212 - Underground Valves Replacement (2534300)	Bid (Adv.) and Award		N/A	06/30/17	0%	✓		\$81,820	\$3,911	5%	✓		
7. B. 214 - 220 - Concrete Wharf Inspection and Improvements (2537800)	Design	12/31/17	20%	04/30/19	0%	✓	1	\$5,441,000	\$13,064	0%	✓	1	
9. B. 212-224 - Terminal Lighting Replacement (2544600)	Planning	07/31/17	0%	01/30/18	0%	✓		\$1,400,000	\$0	0%	✓		New Work Order - May PDC
BERTH 212-224 - YTI CONTAINER TERMINAL TOTAL								\$72,158,500	\$48,958,837	68%			
Berth 222-236 - Development													
2. B. 226-236 - Terminal Improvements - Planning and Environmental (2524200)	Environmental		N/A	12/31/17	80%	✓	5	\$4,269,706	\$3,038,924	71%	✓	2	
3. B. 228-230 - Alternative Maritime Power (AMP) Upgrade and Retrofit (2529400)	Design	03/14/18	80%	09/17/20	0%	✓	4	\$7,000,000	\$137,866	2%	✓		
4. B. 226-236 Terminal Improvements - Wharf and Backlands (2531200)	Design	03/14/18	75%	09/17/20	0%	✓	5	\$36,110,035	\$1,208,623	3%	✓		
5. B. 226-236 - Terminal Infrastructure Reconstruction (2539400)	Design	03/14/18	80%	09/17/20	0%	✓	3	\$11,311,000	\$39,045	0%	✓	1	
6. B. 226 - Electrical Infrastructure for E-Truck Charging Stations (2544000)	Design	08/31/17	1%	03/31/18	0%	✓	1	\$200,000	\$0	0%	✓	1	New Work Order - May PDC

Audit Committee Status Report
(Actuals Thru: March 2017)

Project Title	Project Status	Design Finish	Percent Design Complete	Constr. Finish	Percent Constr. Complete	Sched. Trend	No. of PDC Revs.	Projected Cost	Spent To Date	Percent Spent To Date	Budg. Trend	No. of PDC Revs.	Comments
BERTH 222-236 - DEVELOPMENT TOTAL													
Berth 300-306 - Development									\$4,424,458	8%			
1. RB 301-305 - Buildings, Gates, and Backland Development (2489000)	Hold	08/04/17	2%	01/21/20	0%	●		\$30,000,000	\$617,429	2%	✓		
2. B. 306 - Wharf and Backland Development (2489100)	Hold	02/01/17	59%	01/21/20	0%	●		\$163,000,000	\$1,118,749	1%	✓		
3. B. 306 - Alternative Maritime Power (AMP) (2506800)	Hold	02/01/17	50%	01/31/20	0%	●		\$9,090,000	\$38,027	0%	✓		
BERTH 300-306 - DEVELOPMENT TOTAL													
Berth 400-409 - Development									\$1,774,205	1%			
3. B. 402-403 - Expansion Joint Repairing (2536300)	Bid (Adv.) and Award	08/09/16	100%	02/28/18	0%	✓	3	\$287,000	\$49,954	17%	✓	1	
4. Pier 400 Rail Storage Yard - Light Fixture Replacement (2540600)	Completed	10/26/16	100%	04/30/17	100%	✓		\$375,000	\$49,009	13%	✓		
5. Pier 400 - Storage Tracks Expansion (2543500)	Design	12/30/17	5%	01/01/18	0%	✓		\$30,310	\$0	0%	✓		
BERTH 400-409 - DEVELOPMENT TOTAL													
Motems									\$98,963	14%			
1. B. 238 - MOTEMS - ExxonMobil (2489900)	Environmental	09/10/18	0%	03/09/20	0%	✓	1	\$25,675,000	\$2,378,207	9%	✓		
2. B. 167-169 - MOTEMS - Shell (2493600)	Design	06/21/17	90%	12/28/20	0%	●	2	\$22,540,338	\$3,562,085	16%	✓		Schedule under review - may need PDC action to adjust schedule
3. B. 163 - MOTEMS - NuStar (2483700)	Hold	07/02/18	0%	06/08/20	0%	●	1	\$23,976,000	\$1,350,439	6%	✓		
4. B. 148-151 - MOTEMS - Phillips 66 (2493800)	Planning	07/16/18	0%	01/13/20	0%	✓	1	\$24,626,142	\$2,135,517	9%	✓		
5. B. 164 - MOTEMS - Valero (2493900)	Environmental	12/11/17	0%	06/10/19	0%	●	1	\$11,225,000	\$2,091,714	19%	✓		Schedule under review - may need PDC action to adjust schedule
6. B. 187-191 - MOTEMS - Vopak (2484000)	Hold	02/16/17	0%	01/10/19	0%	●		\$61,561,271	\$2,815,738	5%	✓		
7. B. 163 - MOTEMS Repairs - Nustar (2524400)	Construction	05/31/14	100%	08/07/17	90%	✓	2	\$1,250,000	\$1,074,340	86%	✓	1	
8. B. 164 - MOTEMS Repairs - Valero (2524500)	Construction	05/31/14	100%	08/07/17	90%	✓	2	\$1,360,000	\$664,258	49%	✓	1	
9. B. 187-190 - MOTEMS Repairs - Vopak (2524600)	Design	09/03/17	25%	12/05/18	0%	●	2	\$3,575,000	\$443,010	12%	✓		Schedule under review - may need PDC action to adjust schedule
10. B. 148-149 - MOTEMS Repairs - Phillips 66 (2539800)	Design	08/03/17	80%	11/05/18	0%	✓		\$1,920,000	\$188,442	10%	✓		

Audit Committee Status Report (Actuals Thru: March 2017)													
Project Title	Project Status	Design Finish	Percent Design Complete	Constr. Finish	Percent Constr. Complete	Sched. Trend	No. of PDC Revs.	Projected Cost	Spent To Date	Percent Spent To Date	Budg. Trend	No. of PDC Revs.	Comments
MOTEMS TOTAL													
Miscellaneous Terminal Improvements													
2. B. 196-199 & 200A - Wharf Rehabilitation (2516600)	Bid (Adv.) and Award	02/22/16	100%	11/19/18	0%	✓	4	\$14,300,000	\$2,512,388	18%	✓	3	
6. B. 240 A, B, & C - Seawall Improvements - ExxonMobil (2537600)	Bid (Adv.) and Award	05/03/17	100%	11/06/18	0%	✓		\$4,500,000	\$220,234	5%	✓		
7. B. 177-178 - Wharf Restoration (2538900)	Hold	06/30/17	0%	12/31/18	0%	●		\$1,000,000	\$148	0%	✓		
8. New Dredge Material Disposal Site (2542800)	Planning		N/A	07/31/21	0%	✓		\$248,000	\$0	0%	✓		
9. B. 179-181 Wharf and Bollard Repair (2543300)	Design	06/30/17	30%	03/31/18	0%	✓		\$1,140,000	\$7,715	1%	✓		
MISCELLANEOUS TERMINAL IMPROVEMENTS TOTAL													
TERMINALS TOTAL													
II. Transportation													
Transportation Improvements													
8. Avalon and Fries Street Closures Environmental Assessment (2516700)	Environmental		N/A	06/30/17	60%	✓	1	\$779,650	\$435,066	56%	✓		
9. At-Grade Rail Crossing Protection System for Anaheim St. Rail Crossing of McFarland Lead Track (2524100)	Construction	08/31/15	100%	08/01/17	2%	●	2	\$463,623	\$218,245	47%	✓	2	Schedule under review - may need PDC action to adjust schedule
11. SCIG Bridge and Road Review (2532200)	Hold	06/30/16	95%		N/A	●		\$200,000	\$99,414	50%	✓		
12. State Route 47/Vincent Thomas Bridge & Front St./Harbor Blvd Interchange Reconfiguration - Study Reports (2533400)	Design	02/28/18	70%		N/A	✓	1	\$1,500,000	\$558,631	37%	✓		
13. West Basin Lead Track Gap Closure (2536600)	Design	07/31/17	85%	06/01/19	0%	✓	1	\$8,900,000	\$459,827	5%	✓		
16. Navy Way Speed Hump Reconstruction and Restriping (2538300)	Design	03/10/17	90%	12/31/17	0%	✗	1	\$420,000	\$33,069	8%	✗		Need PDC action to adjust scope, cost, & schedule.
17. Water Street Resurfacing (2538500)	Bid (Adv.) and Award	03/10/17	100%	12/31/17	0%	✓	1	\$800,000	\$29,607	4%	✓		
18. Reeves Avenue Resurfacing (2538700)	Bid (Adv.) and Award	02/10/17	100%	12/31/17	0%	✓	1	\$660,000	\$23,209	4%	✓		
19. Minar Street Resurfacing (2538800)	Bid (Adv.) and Award	04/07/17	100%	09/30/17	0%	✓		\$500,000	\$11,443	2%	✓		
21. B. 200 - Rail Yard and Track Connections Enhancements (2540800)	Design	08/30/17	95%	01/31/19	0%	✓	2	\$3,000,000	\$155,005	5%	✓	1	
22. Metro Bike Share at the Port of Los Angeles (2541300)	Construction	04/30/17	100%	07/31/17	1%	✓		\$155,000	\$12,164	8%	✓		

Audit Committee Status Report
(Actuals Thru: March 2017)

Project Title	Project Status	Design Finish	Percent Design Complete	Constr. Finish	Percent Constr. Complete	Sched. Trend	No. of PDC Revs.	Projected Cost	Spent To Date	Percent Spent To Date	Budg. Trend	No. of PDC Revs.	Comments
23. Waterside Emergency Access - Various Locations (2542400)	Design	05/26/17	95%	09/15/17	0%	✓		\$70,000	\$15,414	22%	✓		
24. Pier A - Street Resurfacing (2542900)	Planning	01/31/18	0%	07/31/18	0%	✓		\$1,200,000	\$0	0%	✓		
25. Swinford Street, Front Street, and Regan Street - Resurfacing Project (2543100)	Planning	12/29/17	0%	06/29/18	0%	✓		\$850,000	\$0	0%	✓		
26. B. 210-211 - Access Road Improvements (2543400)	Construction	04/30/17	100%	08/31/17	0%	✓		\$85,000	\$2,971	3%	✓		
TRANSPORTATION IMPROVEMENTS TOTAL								\$19,563,273	\$2,054,065	10%			
TRANSPORTATION TOTAL								\$19,563,273	\$2,054,065	10%			
III. Security													
Homeland Security													
3. POLA Fiber Optic - Phase 2 Continuation (2538400)	Construction	12/31/16	100%	06/30/17	70%	✓		\$1,300,000	\$648,099	50%	✓		
4. Port Police 700 MHz Radio System - Phase I (2542000)	Bid (Adv.) and Award	12/31/16	100%	10/01/17	0%	✓		\$660,310	\$0	0%	✓		
5. Port Police 700 MHz Radio System - Phase II (2542100)	Design	11/30/17	25%	09/30/20	0%	✓		\$8,426,574	\$0	0%	✓		
HOMELAND SECURITY TOTAL								\$10,386,884	\$648,099	6%			
SECURITY TOTAL								\$10,386,884	\$648,099	6%			
IV. Public Access/Environmental Enhancements													
Port-Wide Public Enhancements													
1. Front Street Beautification (2504700)	Hold	08/31/15	100%	12/31/18	20%	⊙	1	\$6,850,000	\$1,927,596	28%	✓		
PORT-WIDE PUBLIC ENHANCEMENTS TOTAL								\$6,850,000	\$1,927,596	28%			
Los Angeles Waterfront													
1. San Pedro Waterfront													
1. San Pedro Waterfront - Harbor Boulevard (SP Slip to 22nd St.) Roadway Improvements (2488200)	Hold	07/01/18	0%	01/03/21	0%	⊙		\$22,000,000	\$1,468,804	7%	✓	1	
3. San Pedro Waterfront - B. 57 - Wharf Retrofit and Signal Street Improvements (2500600)	Hold	12/31/19	12%	12/31/21	0%	⊙		\$58,216,476	\$2,985,723	5%	✓		
4. San Pedro Waterfront - Sampson Way Roadway Improvements - 7th Street & Harbor Blvd. Intersection (2509400)	Construction	02/22/16	100%	08/28/18	10%	✓	2	\$14,800,000	\$3,621,138	24%	✓	1	

Audit Committee Status Report
(Actuals Thru: March 2017)

Project Title	Project Status	Design Finish	Percent Design Complete	Constr. Finish	Percent Constr. Complete	Sched. Trend	No. of PDC Revs.	Projected Cost	Spent To Date	Percent Spent To Date	Budg. Trend	No. of PDC Revs.	Comments
8. San Pedro Waterfront - B. 57 - AltaSea Environmental Assessment (2531800)	Environmental		N/A	02/28/18	70%	✓	1	\$1,000,000	\$149,120	15%	✓		
9. San Pedro Waterfront - Ports O' Call Promenade and Town Square (2532100)	Design	06/01/17	20%	06/04/20	0%	✗	2	\$32,900,000	\$1,155,582	4%	✓		Project delayed - need PDC action to adjust schedule
12. San Pedro Waterfront - B. 79 - Buildings and Floats Demolition (2538000)	Design	06/01/17	5%	06/04/20	0%	✗	1	\$488,000	\$8,283	2%	✓		Project delayed - need PDC action to adjust schedule
13. San Pedro Waterfront - B. 80-83 - Buildings and Floats Demolition (2538100)	Design	06/01/17	30%	06/04/20	10%	✗	1	\$1,733,000	\$91,938	5%	✓		Project delayed - need PDC action to adjust schedule
14. San Pedro Waterfront - B. 78 - Chevron Clean-up (2538200)	Design	06/01/17	80%	06/04/20	0%	✗	1	\$1,500,000	\$52,616	4%	✓		Project delayed - need PDC action to adjust schedule
15. San Pedro Waterfront - B. 80-83 - Waterside Improvements (2539000)	Design	06/01/17	5%	06/02/20	0%	✗	1	\$5,700,000	\$4,988	0%	✓		Project delayed - need PDC action to adjust schedule
17. San Pedro Waterfront - Harbor Boulevard From Miner Street to SP Slip Roadway Improvements (2543000)	Design	12/31/17	40%	07/01/19	0%	✓		\$6,000,000	\$44,869	1%	✓		
18. Waterfront Gateway - Fanfare Fountain Animation Control and PLC Upgrade (2544300)	Planning		N/A	06/30/17	0%	✓		\$98,125	\$0	0%	✓		New Work Order
SAN PEDRO WATERFRONT TOTAL								\$144,436,601	\$9,593,059	7%			
2. Wilmington Waterfront Development													
3. Wilmington Waterfront Park Street Vacations (2525600)	Design	07/02/17	88%		N/A	✓	2	\$140,000	\$91,949	66%	✓		
4. Wilmington Waterfront Park Slope Improvements (2532600)	Construction	10/25/16	100%	06/30/17	50%	✓	1	\$260,000	\$125,703	49%	✓		
5. Wilmington Waterfront Promenade (2533000)	Design	10/31/17	70%	04/30/20	0%	⚠		\$52,200,000	\$1,263,210	2%	✓		Schedule under review - may need PDC action to adjust schedule
6. B. 184-185 - Catalina Freight Demolition (2533100)	Hold	06/30/17	20%	09/30/18	0%	✓	1	\$500,000	\$16,799	3%	✓		
7. Wilmington Waterfront - Avalon Promenade and Gateway (2537700)	Design	02/28/18	2%	09/01/20	0%	✓	1	\$23,800,000	\$1,191,236	5%	✓	1	
8. Wilmington Waterfront Signage Improvements (2538600)	Design	10/31/17	80%	07/30/18	0%	✓	1	\$600,000	\$80,396	13%	✓		
9. Wilmington Waterfront - West End Park Improvements (2543200)	Planning	03/31/18	0%	03/31/19	0%	✓		\$481,000	\$162	0%	✓		
WILMINGTON WATERFRONT DEVELOPMENT TOTAL								\$77,981,000	\$2,770,455	4%			
LOS ANGELES WATERFRONT TOTAL								\$222,417,601	\$12,363,514	6%			
Environmental Enhancements													
5. Inner Cabrillo Beach - Installation of Tidal Gate at Storm Drain (SD-01) (2544200)	Design	06/16/17	1%	09/29/17	0%	✓		\$16,000	\$0	0%	✓		New Work Order
ENVIRONMENTAL ENHANCEMENTS TOTAL								\$16,000	\$0	0%			

Audit Committee Status Report
(Actuals Thru: March 2017)

Project Title	Project Status	Design Finish	Percent Design Complete	Constr. Finish	Percent Constr. Complete	Sched. Trend	No. of PDC Revs.	Projected Cost	Spent To Date	Percent Spent To Date	Budg. Trend	No. of PDC Revs.	Comments
PUBLIC ACCESS/ENVIRONMENTAL ENHANCEMENTS TOTAL													
								\$229,283,801	\$14,251,110	6%			
V. Maritime Services													
Harbor Department Facilities													
1. B. 161 - Marine Ways Modifications (2486100)	Hold	02/12/16	90%	04/30/17	0%	●	2	\$2,020,000	\$405,455	20%	✓	1	
2. Harbor Administration Building - HVAC Replacement (2509600)	Hold	09/28/16	80%	09/30/17	0%	●	2	\$5,100,000	\$403,877	8%	✓		
4. Harbor Administration Building - 4th Floor Furniture Purchase (2517900)	Hold	12/31/14	10%	12/31/16	0%	●	1	\$1,975,250	\$76,739	4%	✓	1	
5. Harbor Administration Building - 1st Floor and Mail Room Furniture (2518000)	Hold	12/31/14	10%	12/31/16	0%	●	1	\$221,000	\$41,109	19%	✓		
6. Harbor Administration Building - 2nd Floor Information Technology Furniture (2518100)	Hold	12/31/14	10%	12/31/16	0%	●	1	\$221,000	\$27,086	12%	✓		
7. Harbor Administration Building - 3rd Floor Furniture Removal & Installation (2518200)	Hold	12/31/14	30%	12/31/16	0%	●	1	\$1,065,000	\$90,010	8%	✓		
8. B. 68 - Port Pilot Station Back Up Generator and Electrical Upgrade (2524300)	Completed	02/26/16	100%	05/03/17	100%	✓	2	\$635,632	\$456,120	85%	✓	1	Project Completed
9. B. 68 - Port Pilot Station Portable Buildings Replacement (2526100)	Construction		N/A	02/28/17	95%	✓	1	\$500,000	\$229,618	46%	✓		
12. Klein Billing and Port Pilot Systems Enhancement (2532400)	Construction		N/A	08/31/20	20%	✓	1	\$1,618,000	\$42,838	3%	✓	1	
13. Web-Based Construction Management System (2532900)	Design	06/11/17	80%	11/13/17	0%	✓	2	\$339,000	\$13,706	4%	✓	1	
17. Harbor Administration Building - Elevator Gearbox Replacement (2535100)	Construction		N/A	06/30/17	99%	✓	2	\$202,699	\$5,437	3%	✓	1	
20. Harbor Administration Building - Master Planning (2536500)	Hold		N/A	01/31/16	10%	●		\$59,633	\$33,693	56%	✓		
21. Port of Los Angeles Police Headquarters - Shooting Range Lighting Upgrade (2537400)	Completed	05/31/16	100%	03/31/17	100%	✓		\$200,000	\$119,310	60%	✓		Project Completed
22. Harbor Administration Building - IT HVAC Emergency Back Up Unit (2539200)	Construction		N/A	06/30/17	65%	✗	1	\$263,000	\$198,436	75%	✗	1	Need PDC action to adjust scope, cost & schedule.
23. Harbor Administration Building - 1st Floor Restrooms and Showers Design and Mold Abatement (2539500)	Hold	07/31/17	35%	07/31/16	100%	●		\$30,000	\$11,049	37%	✓		
25. Harbor Administration Building - First Floor Lobby - Install Nation Flags (2539700)	Construction	12/21/16	100%	07/17/17	20%	✓		\$45,000	\$28,632	64%	✓		
26. Harbor Administration Building - Fourth Floor Graphics Workstations Remodel (2540200)	Completed	08/12/16	100%	10/14/16	100%	✓		\$27,996	\$27,996	100%	✓		
27. B. 186 - Banning's Landing HVAC System Upgrade (2541000)	Bid (Adv.) and Award		N/A	12/31/17	0%	✓	1	\$400,000	\$0	0%	✓		
29. B. 260 - Port Police Dive House Improvements (2541500)	Bid (Adv.) and Award		N/A	04/30/17	0%	✗		\$395,000	\$12,052	3%	✗		Need PDC action to adjust scope, cost & schedule.

Audit Committee Status Report
(Actuals Thru: March 2017)

Project Title	Project Status	Design Finish	Percent Design Complete	Constr. Finish	Percent Constr. Complete	Sched. Trend	No. of PDC Revs.	Projected Cost	Spent To Date	Percent Spent To Date	Budg. Trend	No. of PDC Revs.	Comments
31. B. 161- C&M Admin Bldg Parking Lot Improvements (2541700)	Bid (Adv.) and Award	11/14/16	100%	08/15/17	0%	✔		\$41,000	\$3,658	9%	✔		
34. B. 161 - Elevator Modernization (2542500)	Bid (Adv.) and Award	01/04/17	100%	11/30/17	0%	✔	1	\$146,000	\$0	0%	✔		
35. Harbor Administration Building - Patio Stair No. 10 Landing Slab and Drain Area Reconstruction (2542700)	Construction	12/18/16	100%	08/27/17	50%	✔		\$98,500	\$41,880	43%	✔		
36. Harbor Administration Building - First Floor Lobby Security Sunshade Installation (2543600)	Bid (Adv.) and Award	03/08/17	100%	08/31/17	0%	✔		\$17,000	\$4,207	25%	✔		
37. B. 161 and HAB - Installation of Electrical Vehicle Chargers (2544400)	Construction	05/04/17	100%	08/16/17	1%	✔		\$150,000	\$0	0%	✔		New Work Order
38. B. 161 - Under Wharf Utilities Replacement (2544500)	Design	06/07/17	1%	10/20/17	0%	✔		\$350,000	\$0	0%	✔		New Work Order
HARBOR DEPARTMENT FACILITIES TOTAL													
Miscellaneous Projects													
2. Badger Avenue Bridge Rehabilitation (2525000)	Construction	02/24/16	100%	09/01/17	60%	✔	4	\$2,015,200	\$650,943	32%	✔	1	
3. B. 84 - Maritime Museum Wharf Rehabilitation (2526200)	Construction	01/29/16	100%	06/30/17	20%	⚠	1	\$3,900,000	\$295,776	8%	✔		Schedule under review - may need PDC action to adjust schedule
4. 300 Water Street - Office Building Re-Roof and Cooling Tower Replacement (2528900)	Bid (Adv.) and Award		N/A	05/28/18	0%	✔	1	\$615,500	\$2,125	0%	✔	1	
5. Ports O'Call - American Disability Act Compliant Restrooms (2531700)	Construction	08/30/15	100%	07/31/17	65%	✔	3	\$1,191,240	\$760,962	64%	✔	1	
9. B. 85 - Port Police Float System Replacement (2534900)	Bid (Adv.) and Award		N/A	12/24/17	0%	✔	1	\$1,500,000	\$0	0%	✔	1	
12. FY 16/17 CIP Deferred Maintenance Projects (25339100)	Design	06/30/17	50%	06/30/17	50%	✔		\$3,543,105	\$0	0%	✔		
14. B. 72 - Municipal Fish Market - Chiller Unit Electrical Replacement (2540300)	Construction	11/03/16	100%	05/31/17	95%	✔		\$92,000	\$35,254	38%	✔		
17. B. 270-271 - Sea Wall Enhancement (2540900)	Design	06/04/18	10%	03/06/20	0%	✔		\$2,500,000	\$32,018	1%	✔		
18. Badger Avenue Bridge Conley Joints Purchase (2541200)	Bid (Adv.) and Award		N/A	10/31/17	0%	✔		\$460,329	\$0	0%	✔		
19. Badger Avenue Bridge Elevator Cars Modernization (2541400)	Construction		N/A	12/31/17	1%	✔	1	\$525,667	\$105	0%	✔	1	
20. FY 17/18 CIP Deferred Maintenance Projects (2542600)	Planning	06/30/18	0%	06/30/18	0%	✔		\$7,980,000	\$0	0%	✔		
21. Warehouse No. 1 - Installation of Concrete Masonry Unit (CMU) Walls in Elevator (2543700)	Construction		N/A	10/31/17	15%	✔	1	\$175,000	\$21,597	12%	✔	1	
22. B. 72 - Municipal Fish Market Door Replacement (2543800)	Bid (Adv.) and Award	02/13/17	100%	12/31/17	0%	✔		\$247,000	\$0	0%	✔		
MISCELLANEOUS PROJECTS TOTAL													
								\$24,745,041	\$1,798,780	7%			

Audit Committee Status Report
(Actuals Thru: March 2017)

Project Title	Project Status	Design Finish	Percent Design Complete	Constr. Finish	Percent Constr. Complete	Sched. Trend	No. of PDC Revs.	Projected Cost	Spent To Date	Percent Spent To Date	Budg. Trend	No. of PDC Revs.	Comments
MARITIME SERVICES TOTAL								\$40,785,751	\$4,061,987	10%			
CIP TOTAL COST								\$1,008,387,689	\$113,605,282	11%			