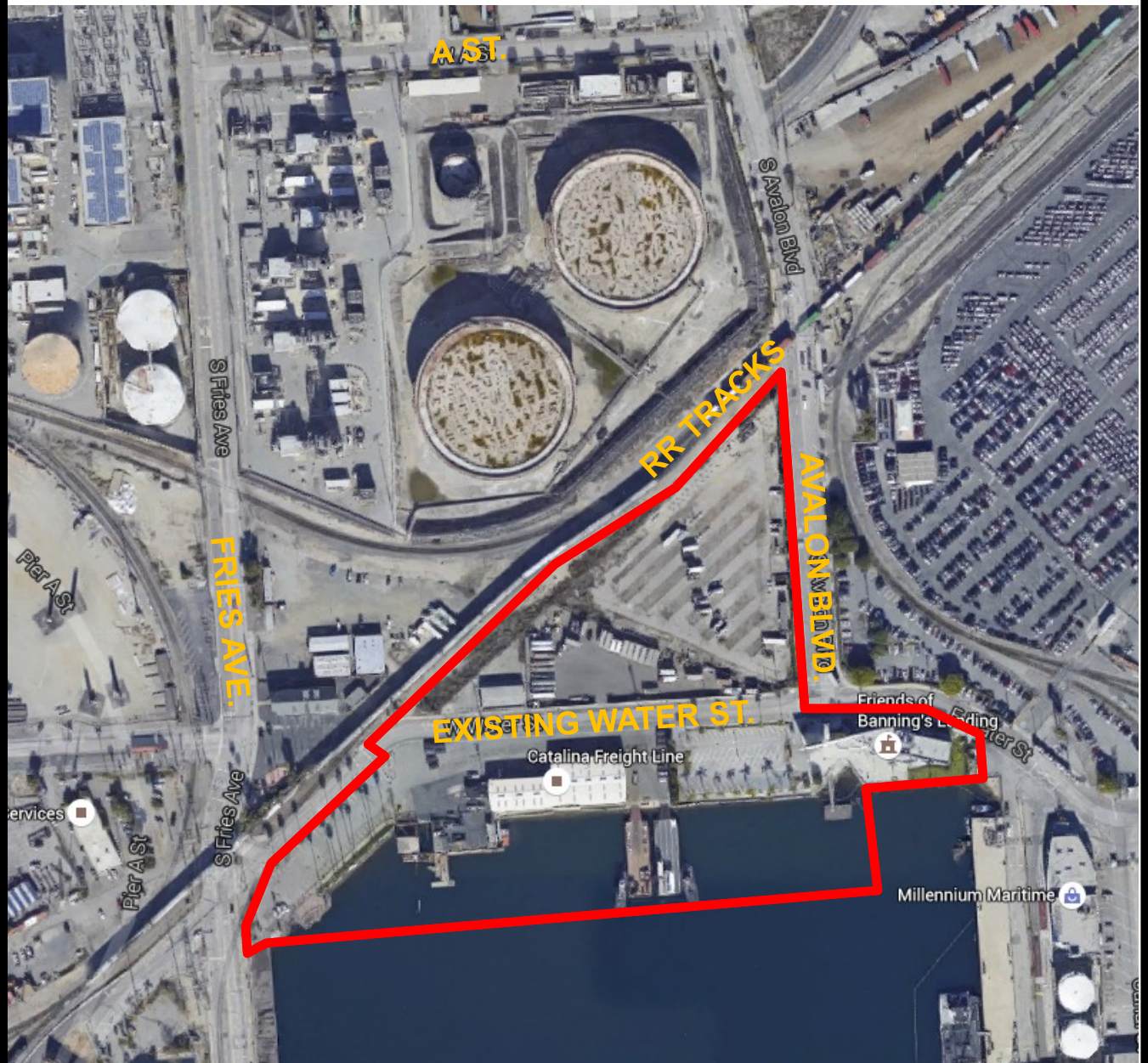


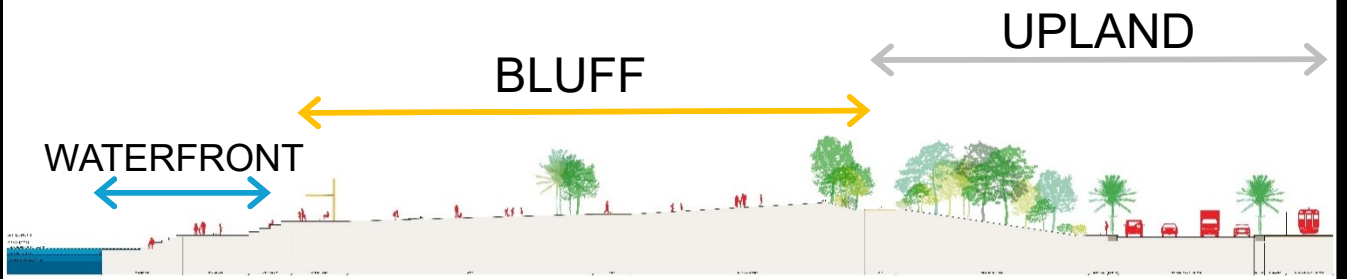


**Project
Location**

SCALE	RECOMMENDED FOR APPROVAL	Wilmington Waterfront Promenade and Building Demolition	
DRAWN:	CHIEF OF DESIGN	<h1>AERIAL SITE PLAN</h1>	
CHECKED:			
DESIGNED:			
ENGR/ARCH	ASSISTANT HARBOR CHIEF ENGINEER	APPROVED	 PORT OF LOS ANGELES CONSTRUCTION DIVISION P.O. BOX 151 SAN PEDRO, CA 90733-0151
		CHIEF HARBOR ENGINEER	Spec No. 2780



SCALE	RECOMMENDED FOR APPROVAL	Wilmington Waterfront Promenade and Building Demolition	
DRAWN:	CHIEF OF DESIGN	AERIAL SITE PLAN: WILMINGTON WATERFRONT PROMENADE	
CHECKED:			
DESIGNED:			
ENGR/ARCH	ASSISTANT HARBOR CHIEF ENGINEER	APPROVED	 PORT OF LOS ANGELES CONSTRUCTION DIVISION P.O. BOX 151 SAN PEDRO, CA 90733-0151
		CHIEF HARBOR ENGINEER	Spec No. 2780



SCALE	RECOMMENDED FOR APPROVAL	Wilmington Waterfront Promenade and Building Demolition	
DRAWN:	CHIEF OF DESIGN	<h1 style="text-align: center;">AERIAL SITE PLAN AND CROSS-SECTION</h1>	
CHECKED:			
DESIGNED:			
ENGR/ARCH	ASSISTANT HARBOR CHIEF ENGINEER	APPROVED	 PORT OF LOS ANGELES CONSTRUCTION DIVISION P.O. BOX 151 SAN PEDRO, CA 90733-0151
		CHIEF HARBOR ENGINEER	Spec No. 2780


EXISTING SITE



PROPOSED DEVELOPMENT



SCALE	RECOMMENDED FOR APPROVAL	Wilmington Waterfront Promenade and Building Demolition	
DRAWN:	CHIEF OF DESIGN	RENDERING: EXISTING AND PROPOSED SITE	
CHECKED:			
DESIGNED:			
ENGR/ARCH	ASSISTANT HARBOR CHIEF ENGINEER	APPROVED CHIEF HARBOR ENGINEER	 PORT OF LOS ANGELES CONSTRUCTION DIVISION P.O. BOX 151 SAN PEDRO, CA 90733-0151
		Spec No. 2780	



SCALE RECOMMENDED FOR APPROVAL

Wilmington Waterfront Promenade and Building Demolition

DRAWN: CHIEF OF DESIGN
 CHECKED:
 DESIGNED:

RENDERING: PARKING LOT AND PLAZA

ENGR/ARCH ASSISTANT HARBOR CHIEF ENGINEER

APPROVED
 CHIEF HARBOR ENGINEER



PORT OF LOS ANGELES
 CONSTRUCTION DIVISION P.O. BOX 151
 SAN PEDRO, CA 90733-0151

Spec No. 2780



SCALE	RECOMMENDED FOR APPROVAL	Wilmington Waterfront Promenade and Building Demolition	
DRAWN:	CHIEF OF DESIGN	RENDERING: SWING BENCHES AND PLAY AREA	
CHECKED:			
DESIGNED:			
ENGR/ARCH	ASSISTANT HARBOR CHIEF ENGINEER	APPROVED	 PORT OF LOS ANGELES CONSTRUCTION DIVISION P.O. BOX 151 SAN PEDRO, CA 90733-0151
		CHIEF HARBOR ENGINEER	Spec No. 2780



SCALE RECOMMENDED FOR APPROVAL

DRAWN: CHIEF OF DESIGN
 CHECKED:
 DESIGNED:

ENGR/ARCH ASSISTANT HARBOR CHIEF ENGINEER

Wilmington Waterfront Promenade and Building Demolition

RENDERING: PUBLIC OUTLOOK PIER

APPROVED
 CHIEF HARBOR ENGINEER

LA PORT OF LOS ANGELES
THE PORT OF LOS ANGELES
 CONSTRUCTION DIVISION P.O. BOX 151
 SAN PEDRO, CA 90733-0151

Spec No. 2780



SCALE	RECOMMENDED FOR APPROVAL	Wilmington Waterfront Promenade and Building Demolition	
DRAWN:	CHIEF OF DESIGN	<h1 style="text-align: center;">RENDERING</h1>	
CHECKED:			
DESIGNED:			
ENGR/ARCH	ASSISTANT HARBOR CHIEF ENGINEER	APPROVED	 PORT OF LOS ANGELES CONSTRUCTION DIVISION P.O. BOX 151 SAN PEDRO, CA 90733-0151
		CHIEF HARBOR ENGINEER	Spec No. 2780