



## AUDIT COMMITTEE

Report to the  
Board of Harbor Commissioners

DATE: December 9, 2016  
TO: AUDIT COMMITTEE OF THE BOARD OF HARBOR COMMISSIONERS  
SUBJECT: CAPITAL IMPROVEMENT PROGRAM REPORT

The following items are transmitted to the Audit Committee:

1. Fiscal Year 2016/2017 CIP Budget to Actual Expenditure Report– This document compares Fiscal Year 2016/2017 CIP budget to actual expenditures through September 2016.
2. CIP Status Report – This document lists current CIP projects, project status, design and construction finish dates, budget, budget and schedule trends, project budget spent to date, percent of project budget spent to date, and comments.

EUGENE D. SEROKA  
Executive Director

Attachments:

- Transmittal 1: Fiscal Year 2016/2017 CIP Budget to Actual Expenditure Report  
Transmittal 2: CIP Status Report (Actuals thru September 2016)

Author: David M. Walsh, P.E.  
Chief Harbor Engineer

DATE: December 9, 2016  
TO: AUDIT COMMITTEE OF THE BOARD OF HARBOR COMMISSIONERS  
SUBJECT: CAPITAL IMPROVEMENT PROGRAM REPORT

The following items are transmitted to the Audit Committee:

1. Fiscal Year 2016/2017 CIP Budget to Actual Expenditure Report– This document compares Fiscal Year 2016/2017 CIP budget to actual expenditures through September 2016.
2. CIP Status Report – This document lists current CIP projects, project status, design and construction finish dates, budget, budget and schedule trends, project budget spent to date, percent of project budget spent to date, and comments.

EUGENE D. SEROKA  
Executive Director

Attachments:

Transmittal 1: Fiscal Year 2016/2017 CIP Budget to Actual Expenditure Report

Transmittal 2: CIP Status Report (Actuals thru September 2016)

  
Author: David M. Walsh, P.E.  
Chief Harbor Engineer




## Fiscal Year 2016/2017 CIP Budget to Actual Expenditure Report

		<u>Budget</u>		<u>Actuals Thru</u> <u>September 2017</u>	<u>Percentage Spent</u>
<b><u>In-House Labor</u></b>					
Engineering	\$	5,479,283	\$	1,587,059	29.0%
Construction	\$	6,951,044	\$	1,705,366	24.5%
Environmental	\$	237,392	\$	35,201	14.8%
Const. and Maint.	\$	1,244,073	\$	236,730	19.0%
<b><u>Consultants</u></b>					
Design Services	\$	8,412,105	\$	627,819	7.5%
Env. Services	\$	6,411,856	\$	352,590	5.5%
Construction Mgmt.	\$	7,603,874	\$	1,156,036	15.2%
Misc. Prof Services	\$	521,892	\$	14,000	2.7%
<b><u>Construction</u></b>	\$	85,403,252	\$	11,442,750	13.4%
<b><u>Miscellaneous</u></b>					
Materials/Equipment	\$	4,000,737	\$	728,211	18.2%
Other	\$	19,825,558	\$	9,567,641	48.3%
<b><u>Grand Total</u></b>	\$	146,091,066	\$	27,453,403	18.8%
				Time Elapsed	25.0%




## Summary of Audit Committee Status Report

<b>Total No. of CIP Projects</b>	<b>115</b>
<b>Total Value of CIP Projects</b>	<b>\$1,164,508,934</b>

### Schedule

<b>Number of projects on schedule</b>	<b>95</b>		<b>83%</b>
<b>Number of projects at risk of falling behind schedule</b>	<b>5</b>		<b>4%</b>
<b>Number of projects behind schedule</b>	<b>15</b>		<b>13%</b>
<b>Total dollar value of projects on schedule</b>	<b>\$965,081,346</b>		
<b>Percent of total dollar value on schedule</b>	<b>83%</b>		

### Budget

<b>Number of projects on budget</b>	<b>111</b>		<b>97%</b>
<b>Number of projects which may exceed budget</b>	<b>0</b>		<b>0%</b>
<b>Number of projects requiring budget adjustment</b>	<b>4</b>		<b>3%</b>
<b>Total dollar value of projects on budget</b>	<b>\$1,042,178,934</b>		
<b>Percent of total dollar value on budget</b>	<b>89%</b>		

The Engineering Division is currently tracking a total of 115 active Capital projects representing just under \$1.2B in total project value. From a budget perspective, 111 of these projects, or roughly 97% of all projects, are currently tracking on budget.

**The 4 projects that are either over budget or at risk of being over budget include:**

- 1) Three projects for the B. 121-131 (Yang Ming) Terminal Improvements are under re-evaluation and a new term sheet is being contemplated. Additional cost escalation is required due to the continued delays in implementation. In addition, YML input has led to scope change and a corresponding cost increase for the ICTF element of the project;
- 2) The Berth 127-131 Alternative Maritime Power (AMP) Caddy System is being redesigned and PDC action is required to adjust Budget and Schedule.

**Projects that are behind schedule or at risk of falling behind schedule include:**

- 1) Three projects for the B. 100-102 China Shipping Terminal Improvements are delayed pending completion of a Supplemental EIR/EIS document;
- 2) Three projects for the B. 121-131 (Yang Ming) Terminal Improvements are delayed pending re-evaluation for a new Term Sheet under consideration;
- 3) The Berth 127-131 Alternative Maritime Power (AMP) Caddy System design is being revised and PDC action is required to adjust Budget and Schedule.
- 4) The Berth 200 Rail Yard and Track Connectors Enhancement Project is delayed and needs PDC Action to change the project schedule;
- 5) The Front Street Beautification Project is delayed and needs PDC Action to change the project schedule;

- 6) The Berth 161 Marine Ways Modification Project is delayed due to required redesign of the concrete slab. In addition the purpose and need of this project is under evaluation;
- 7) The HAB HVAC Replacement Project is on hold and delayed due to pending space needs evaluations;
- 8) Four projects in the SNAP Program are on-hold and delayed due to a re-evaluation of the space needs of the HAB Building.
- 9) The schedules for two motems projects and 3 street resurfacing projects are under review and may require PDC action to adjust schedule.

**Audit Committee Status Report  
(Actuals Thru: September 2016)**

Project Title	Project Status	Design Finish	Percent Design Complete	Constr. Finish	Percent Constr. Complete	Sched. Trend	No. of PDC Revs.	Projected Cost	Spent To Date	Percent Spent To Date	Budg. Trend	No. of PDC Revs.	Comments	
<b>I. Terminals</b>														
<b>Berth 90-93 - World Cruise Center</b>														
1. B. 93 - Cruise Terminal - Customs and Border Protection Improvements (2525300)	Design	11/30/16	95%	05/31/18	0%	✓	2	\$3,070,000	\$443,252	14%	✓	2		
2. B. 91-93 - Alternative Maritime Power (AMP) Upgrade and Retrofit (2527300)	Bid (Adv.) and Award	03/23/16	100%	01/21/18	0%	✓	2	\$12,890,000	\$653,489	5%	✓			
3. B. 93 - Replacement of Elevator No. 6 (2528700)	Construction		N/A	11/30/16	80%	✓	3	\$253,796	\$138,962	55%	✓	2	October PDC schedule change	
4. B. 93 - Elevator No. 4 Modernization (2534600)	Construction		N/A	11/30/16	75%	✓	2	\$245,780	\$173,153	70%	✓	2	October PDC schedule change	
<b>BERTH 90-93 - WORLD CRUISE CENTER TOTAL</b>								<b>\$16,459,576</b>	<b>\$1,408,856</b>	<b>9%</b>				
<b>Berth 100-102 - China Shipping Container Terminal</b>														
1. B. 100-102 - Marine Operations Building (2454300)	Hold	08/31/14	100%	04/30/17	0%	✗		\$13,800,000	\$2,194,939	16%	✓			
2. B. 100-102 - Crane Maintenance Building (2502600)	Hold	08/31/14	100%	04/30/17	0%	✗		\$5,700,000	\$639,185	11%	✓			
3. B. 97 - 109 - China Shipping Container Terminal Supplemental EIR (2535300)	Environmental	05/15/15	N/A	11/15/16	70%	✗		\$1,100,000	\$59,230	5%	✓	1		
<b>OTHER TOTAL</b>								<b>\$20,600,000</b>	<b>\$2,893,353</b>	<b>14%</b>				
<b>BERTH 100-102 - CHINA SHIPPING CONTAINER TERMINAL TOTAL</b>								<b>\$20,600,000</b>	<b>\$2,893,353</b>	<b>14%</b>				
<b>Berth 121-131 - Yang Ming Container Terminal</b>														
<b>1. Phase I &amp; II</b>														
1. B. 121-131 - Wharf Upgrades (2449000)	Hold	04/10/16	5%	04/10/18	0%	✗		\$106,700,000	\$2,470,940	2%	✗			
2. B. 121-131 - West Basin Intermodal Container Transfer Facility (WBICTF) Expansion (2481000)	Hold	04/10/16	0%	04/10/18	0%	✗		\$11,100,000	\$434,548	4%	✗			
3. B. 121-131 - Terminal Redevelopment - Planning and Environmental (2523200)	Environmental		N/A	06/15/17	40%	✗	1	\$3,550,000	\$1,487,346	42%	✗	1		
4. B. 121-126 - Electrical Upgrades - Vacuum Breakers (2533600)	Construction		N/A	06/17/17	80%	✓	1	\$605,000	\$319,761	53%	✓	1		
5. B. 127-131 - Alternative Maritime Power (AMP) Caddy System (2540100)	Design	07/01/16	25%	12/31/16	0%	✗		\$980,000	\$21,754	2%	✗		Need PDC action to adjust budget & schedule	
<b>PHASE I &amp; II TOTAL</b>								<b>\$122,935,000</b>	<b>\$4,734,349</b>	<b>4%</b>				
<b>BERTH 121-131 - YANG MING CONTAINER TERMINAL TOTAL</b>								<b>\$122,935,000</b>	<b>\$4,734,349</b>	<b>4%</b>				

**Audit Committee Status Report  
(Actuals Thru: September 2016)**

Project Title	Project Status	Design Finish	Percent Design Complete	Constr. Finish	Percent Constr. Complete	Sched. Trend	No. of PDC Revs.	Projected Cost	Spent To Date	Percent Spent To Date	Budg. Trend	No. of PDC Revs.	Comments
<b>Berth 135-147 - TRAPAC Container Terminal</b>													
2. B. 142-143 - Backland Improvements - Phases 2-4 (2449800)	Construction	09/09/13	100%	03/22/17	86%	✓		\$143,422,405	\$111,199,085	78%	✓		
8. B. 142 - Crane Maintenance Building (2517700)	Construction	01/31/15	100%	08/02/17	63%	✓	2	\$9,480,302	\$4,661,628	49%	✓	1	
<b>BERTH 135-147 - TRAPAC CONTAINER TERMINAL TOTAL</b>								<b>\$152,902,707</b>	<b>\$115,860,713</b>	<b>76%</b>			
<b>Berth 212-224 - YTI Container Terminal</b>													
1. B. 214 - 220 - Redevelopment (2519800)	Construction	03/25/15	100%	05/12/17	60%	✓		\$44,557,782	\$25,539,650	57%	✓	1	
2. B. 214-220 - Alternative Maritime Power (AMP) Improvements (2532500)	Construction	03/25/15	100%	05/12/17	55%	✓		\$12,722,498	\$5,475,845	43%	✓	1	
3. B. 212-224 - Intermodal Container Transfer Facility (ICTF) Expansion (2533300)	Bid (Adv.) and Award	04/29/16	100%	10/02/17	0%	✓	1	\$6,455,400	\$336,033	5%	✓		
4. B. 214-220 - 480V Main Breakers Replacement (2533500)	Construction	02/12/15	100%	05/12/17	80%	✓		\$1,500,000	\$810,674	54%	✓		
5. B. 212 - Underground Valves Replacement (2534300)	Bid (Adv.) and Award		N/A	06/30/17	0%	✓		\$81,820	\$3,911	5%	✓		
6. B. 214 - 220 - Concrete Wharf Inspection and Improvements (2537800)	Design	12/31/17	20%	04/30/19	0%	✓	1	\$3,702,000	\$0	0%	✓	1	
<b>BERTH 212-224 - YTI CONTAINER TERMINAL TOTAL</b>								<b>\$69,019,500</b>	<b>\$32,166,112</b>	<b>47%</b>			
<b>Berth 222-236 - Development</b>													
2. B. 226-236 - Terminal Improvements - Planning and Environmental (2524200)	Environmental		N/A	07/18/17	60%	✓	4	\$3,758,740	\$2,660,128	71%	✓	1	
3. B. 228-230 - Alternative Maritime Power (AMP) Upgrade and Retrofit (2529400)	Design	09/29/17	50%	04/03/20	0%	✓	3	\$7,000,000	\$71,771	1%	✓		
4. B. 226-236 Terminal Improvements - Wharf and Backlands (2531200)	Design	09/29/17	60%	04/03/20	0%	✓	4	\$36,110,035	\$943,720	3%	✓		
5. B. 226-236 - Terminal Infrastructure Reconstruction (2539400)	Environmental	09/29/17	75%	04/03/20	0%	✓	2	\$11,311,000	\$15,119	0%	✓	1	
<b>BERTH 222-236 - DEVELOPMENT TOTAL</b>								<b>\$58,179,775</b>	<b>\$3,690,738</b>	<b>6%</b>			
<b>Berth 300-306 - Development</b>													
1. RB 301-305 - Buildings, Gates, and Backland Development (2489000)	Hold	08/04/17	2%	01/21/20	0%	✓		\$30,000,000	\$617,429	2%	✓		
2. B. 306 - Wharf and Backland Development (2489100)	Hold	02/01/17	55%	01/21/20	0%	✓		\$163,000,000	\$1,023,719	1%	✓		
3. B. 306 - Alternative Maritime Power (AMP) (2506800)	Hold	02/01/17	50%	01/31/20	0%	✓		\$9,090,000	\$38,027	0%	✓		

**Audit Committee Status Report  
(Actuals Thru: September 2016)**

Project Title	Project Status	Design Finish	Percent Design Complete	Constr. Finish	Percent Constr. Complete	Sched. Trend	No. of PDC Revs.	Projected Cost	Spent To Date	Percent Spent To Date	Budg. Trend	No. of PDC Revs.	Comments	
<b>BERTH 300-306 - DEVELOPMENT TOTAL</b>														
<b>Berth 400-409 - Development</b>														
2. Pier 400 - Pavement Replacement (2521800)	Construction	03/19/14	100%	12/31/16	75%	✓	3	\$700,000	\$579,994	83%	✓			
3. B. 402-403 - Expansion Joint Repaving (2536300)	Bid (Adv.) and Award	08/09/16	100%	02/28/17	0%	✓	2	\$287,000	\$44,499	16%	✓	1		
4. Pier 400 Rail Storage Yard - Light Fixture Replacement (2540600)	Bid (Adv.) and Award	10/26/16	100%	03/31/17	0%	✓		\$375,000	\$1,648	0%	✓			
<b>BERTH 400-409 - DEVELOPMENT TOTAL</b>														
<b>Motems</b>														
1. B. 238 - MOTEMS- ExxonMobil (2489900)	Planning	09/10/18	0%	03/09/20	0%	✓	1	\$25,675,000	\$2,359,719	9%	✓			
2. B. 167-169 - MOTEMS- Shell (2493600)	Design	08/21/17	80%	12/28/20	0%	🟡	2	\$22,540,338	\$3,277,354	15%	✓		Schedule under review. May need PDC action to adjust	
3. B. 163 - MOTEMS- NuStar (2493700)	Planning	07/02/18	0%	06/08/20	0%	✓	1	\$23,976,000	\$1,346,509	6%	✓			
4. B. 148-151 - MOTEMS- Phillips 66 (2493800)	Planning	07/16/18	0%	01/13/20	0%	✓	1	\$24,626,142	\$2,099,565	9%	✓			
5. B. 164 - MOTEMS - Valero (2493900)	Environmental	12/11/17	0%	06/10/19	0%	🟡	1	\$11,225,000	\$1,669,268	15%	✓		Schedule under review. May need PDC action to adjust	
6. B. 187-191 - MOTEMS- Vopak (2494000)	Hold	02/16/17	0%	01/10/19	0%	✓		\$61,561,271	\$2,791,177	5%	✓			
7. B. 163 - MOTEMS Repairs - Nustar (2524400)	Construction	05/31/14	100%	08/07/17	50%	✓	2	\$850,000	\$497,152	58%	✓	1		
8. B. 164 - MOTEMS Repairs - Valero (2524500)	Construction	05/31/14	100%	08/07/17	50%	✓	2	\$960,000	\$489,952	51%	✓	1		
9. B. 187-190 - MOTEMS Repairs (2524600)	Design	09/03/17	5%	12/05/18	0%	✓	2	\$3,575,000	\$316,481	9%	✓			
10. B. 148-149 - MOTEMS Repairs - Phillips 66 (2539800)	Design	06/03/17	40%	11/05/18	0%	✓		\$1,920,000	\$1,730	0%	✓			
<b>MOTEMS TOTAL</b>														
									<b>\$176,908,751</b>	<b>\$14,868,906</b>	<b>8%</b>			
<b>Miscellaneous Terminal Improvements</b>														
2. B. 196-199 & 200A - Wharf Rehabilitation (2516600)	Bid (Adv.) and Award	02/22/16	100%	12/11/17	0%	✓	3	\$12,311,500	\$2,322,637	19%	✓	2		
3. B. 179-180 - Warehouse Roof Replacement (2529000)	Construction		N/A	11/23/16	97%	✓	2	\$1,012,342	\$1,012,342	82%	✓	3	October PDC budget increase	
7. B. 240 A, B, & C - Seawall Improvements - ExxonMobil (2537600)	Design	05/03/17	1%	11/06/18	0%	✓		\$4,500,000	\$82,159	2%	✓			



**Audit Committee Status Report  
(Actuals Thru: September 2016)**

Project Title	Project Status	Design Finish	Percent Design Complete	Constr. Finish	Percent Constr. Complete	Sched. Trend	No. of PDC Revs.	Projected Cost	Spent To Date	Percent Spent To Date	Budg. Trend	No. of PDC Revs.	Comments
8. B. 177-178 - Wharf Restoration (2538900)	Hold	06/30/17	0%	12/31/18	0%	✓		\$1,000,000	\$0	0%	✓		
<b>MISCELLANEOUS TERMINAL IMPROVEMENTS TOTAL</b>													
<b>TERMINALS TOTAL</b>													
<b>II. Transportation</b>													
<b>Transportation Improvements</b>													
5. C. Street/I-10 Access Ramp Improvements (2485200)	Construction	07/31/13	100%	01/05/17	99%	✓		\$51,000,000	\$41,459,621	81%	✓		
8. Avalon and Fries Street Closures Environmental Assessment (2516700)	Environmental	08/08/12	N/A	06/30/17	60%	✓	1	\$779,650	\$432,716	56%	✓		
9. At-Grade Rail Crossing Protection System for Anaheim St. Rail Crossing of McFarland Lead Track (2524100)	Construction	08/31/15	100%	08/01/17	1%	✓	2	\$463,623	\$180,725	39%	✓	2	
11. SCIG Bridge and Road Review (2532200)	Hold	06/30/16	95%		N/A	✓		\$200,000	\$99,414	50%	✓		
12. State Route 47/Vincent Thomas Bridge & Front St./Harbor Blvd Interchange Reconfiguration - Study Reports (2533400)	Design	02/28/17	35%		N/A	✓		\$1,500,000	\$250,523	17%	✓		
13. West Basin Lead Track Gap Closure (2536600)	Design	01/02/17	80%	08/04/20	0%	⚠		\$8,900,000	\$278,493	3%	✓		schedule under review may need PDC action to adjust schedule
16. Navy Way Speed Hump Reconstruction and Restriping (2538300)	Design	12/31/16	65%	05/31/17	0%	⚠		\$420,000	\$7,469	2%	✓		schedule under review may need PDC action to adjust schedule
17. Water Street Resurfacing (2538500)	Design	12/31/16	80%	05/31/17	0%	⚠		\$800,000	\$7,567	1%	✓		schedule under review may need PDC action to adjust schedule
18. Reeves Avenue Resurfacing (2538700)	Design	12/31/16	75%	05/31/17	0%	⚠		\$660,000	\$5,145	1%	✓		schedule under review may need PDC action to adjust schedule
19. Miner Street Resurfacing (2538800)	Planning	03/31/17	0%	08/31/17	0%	✓		\$500,000	\$0	0%	✓		
20. 133 East Seaside Ave Directional Signage (2540500)	Construction	08/29/16	100%	12/30/16	5%	✓		\$10,000	\$710	7%	✓		
21. B. 200 - Rail Yard and Track Connections Enhancements (2540600)	Design	10/31/16	50%	12/31/17	0%	✗		\$3,400,000	\$24,247	1%	✓		Project delayed need PDC action to adjust schedule
22. Metro Bike Share at the Port of Los Angeles (2541300)	Design	02/28/17	1%	06/30/17	0%	✓		\$155,000	\$0	0%	✓		
<b>TRANSPORTATION IMPROVEMENTS TOTAL</b>													
<b>TRANSPORTATION TOTAL</b>													
<b>III. Security</b>													
<b>Homeland Security</b>													

**Audit Committee Status Report  
(Actuals Thru: September 2016)**

Project Title	Project Status	Design Finish	Percent Design Complete	Constr. Finish	Percent Constr. Complete	Sched. Trend	No. of PDC Revs.	Projected Cost	Spent To Date	Percent Spent To Date	Budg. Trend	No. of PDC Revs.	Comments
3. POLA Fiber Optic - Phase 2 Continuation (2538400)	Design	12/31/16	15%	06/30/17	50%	✓		\$1,300,000	\$153,437	12%	✓		
<b>HOMELAND SECURITY TOTAL</b>													
<b>SECURITY TOTAL</b>													
<b>IV. Public Access/Environmental Enhancements</b>													
<b>Port-Wide Public Enhancements</b>													
1. Front Street Beautification (2504700)	Construction	06/31/15	100%	07/31/17	20%	✗	1	\$6,850,000	\$1,888,772	28%	✓		Need PDC action to adjust schedule
<b>PORT-WIDE PUBLIC ENHANCEMENTS TOTAL</b>													
<b>Los Angeles Waterfront</b>													
<b>1. San Pedro Waterfront</b>													
1. San Pedro Waterfront - Sampson Way (7th St. to 22nd St.) Roadway Improvements (2488200)	Planning	07/01/18	0%	01/03/21	0%	✓		\$28,000,000	\$1,438,187	5%	✓		
3. San Pedro Waterfront - B. 57 - Wharf Retrofit and Signal Street Improvements (2500600)	Design	04/02/17	12%	03/29/19	0%	✓		\$58,216,476	\$2,907,933	5%	✓		
4. San Pedro Waterfront - Sampson Way Roadway Improvements - 7th Street & Harbor Blvd. Intersection (2509400)	Construction	02/22/16	100%	08/28/18	1%	✓	2	\$14,800,000	\$2,328,595	16%	✓	1	
8. San Pedro Waterfront - B. 57 - AltaSea Environmental Assessment (2531800)	Environmental		N/A	02/28/18	70%	✓	1	\$1,000,000	\$144,730	14%	✓		
9. San Pedro Waterfront - Ports O' Call Promenade and Town Square (2532100)	Design	06/01/17	20%	06/04/20	0%	✓	2	\$32,900,000	\$1,066,028	3%	✓		
10. B. 80 - Fisherman Seafood Building Demolition (2535500)	Construction	09/16/16	100%	03/10/17	0%	✓	1	\$340,000	\$24,825	7%	✓	1	October PDC Budget Increase
12. San Pedro Waterfront - B. 79 - Buildings and Floats Demolition (2538000)	Design	06/01/17	80%	06/04/20	0%	✓	1	\$488,000	\$8,283	2%	✓		
13. San Pedro Waterfront - B. 80-83 - Buildings and Floats Demolition (2538100)	Design	06/01/17	80%	06/04/20	0%	✓	1	\$1,733,000	\$60,544	3%	✓		
14. San Pedro Waterfront - B. 78 - Chevron Clean-up (2538200)	Design	06/01/17	45%	06/04/20	0%	✓	1	\$1,500,000	\$26,836	2%	✓		
15. San Pedro Waterfront - B. 80-83 - Waterside Improvements (2539000)	Design	06/01/17	20%	06/02/20	0%	✓	1	\$5,700,000	\$4,854	0%	✓		
<b>SAN PEDRO WATERFRONT TOTAL</b>													
<b>2. Wilmington Waterfront Development</b>													
3. Wilmington Waterfront Park Street Vacations (2525600)	Design	07/02/17	88%		N/A	✓	2	\$140,000	\$91,111	65%	✓		

**Audit Committee Status Report  
(Actuals Thru: September 2016)**

Project Title	Project Status	Design Finish	Percent Design Complete	Constr. Finish	Percent Constr. Complete	Sched. Trend	No. of PDC Revs.	Projected Cost	Spent To Date	Percent Spent To Date	Budg. Trend	No. of PDC Revs.	Comments
4. Wilmington Waterfront Park Slope Improvements (2532600)	Bid (Adv.) and Award	10/31/16	100%	06/30/17	0%	✓	1	\$260,000	\$39,891	15%	✓		
5. Wilmington Waterfront Promenade (2533000)	Design	06/30/17	30%	12/31/20	0%	✓		\$52,200,000	\$512,849	1%	✓		
6. B. 184-185 - Catalina Freight Demolition (2533100)	Design	06/30/17	20%	09/30/18	0%	✓	1	\$500,000	\$345	0%	✓		
7. Wilmington Waterfront Pedestrian Bridge (2537700)	Planning	10/30/17	0%	10/31/19	0%	✓		\$14,900,000	\$45,304	0%	✓		
8. Wilmington Waterfront Signage Improvements (2538600)	Bid (Adv.) and Award	10/31/16	100%	04/30/16	0%	✓		\$600,000	\$45,994	8%	✓		
9. B. 186 - Banning's Landing HVAC System Upgrade (2541000)	Bid (Adv.) and Award		N/A	02/06/17	0%	✓		\$400,000	\$0	0%	✓		
<b>WILMINGTON WATERFRONT DEVELOPMENT TOTAL</b>								<b>\$69,000,000</b>	<b>\$735,495</b>	<b>1%</b>			
<b>LOS ANGELES WATERFRONT TOTAL</b>								<b>\$213,677,476</b>	<b>\$8,746,310</b>	<b>4%</b>			
<b>PUBLIC ACCESS/ENVIRONMENTAL ENHANCEMENTS TOTAL</b>								<b>\$220,527,476</b>	<b>\$10,635,081</b>	<b>5%</b>			
<b>V. Maritime Services</b>													
<b>Harbor Department Facilities</b>													
1. B. 161 - Marine Ways Modifications (2486100)	Hold	02/12/16	90%	04/30/17	0%	✗	2	\$2,020,000	\$404,226	20%	✓	1	
2. Harbor Administration Building - HVAC Replacement (2509600)	Hold	09/28/16	80%	09/30/17	0%	✗	2	\$5,100,000	\$403,510	8%	✓		
4. Harbor Administration Building - 4th Floor Furniture Purchase (2517900)	Hold	12/31/14	10%	12/31/16	0%	✗	1	\$1,975,250	\$76,739	4%	✓	1	
5. Harbor Administration Building - 1st Floor and Mail Room Furniture (2518000)	Hold	12/31/14	10%	12/31/16	0%	✗	1	\$221,000	\$40,111	18%	✓		
6. Harbor Administration Building - 2nd Floor Information Technology Furniture (2518100)	Hold	12/31/14	10%	12/31/16	0%	✗	1	\$221,000	\$27,066	12%	✓		
7. Harbor Administration Building - 3rd Floor Furniture Removal & Installation (2518200)	Hold	12/31/14	30%	12/31/16	0%	✗	1	\$1,065,000	\$79,587	7%	✓		
8. B. 68 - Port Pilot Station Back Up Generator and Electrical Upgrade (2524300)	Construction	02/26/16	100%	06/30/17	50%	✓	2	\$495,500	\$284,719	57%	✓	1	October PDC budget and schedule change
9. B. 68 - Port Pilot Station Portable Buildings Replacement (2526100)	Planning		N/A	12/31/16	85%	✓	1	\$500,000	\$201,610	40%	✓		
11. B. 161 - Boat Maintenance Cradle Modifications (2530600)	Construction		N/A	11/30/16	75%	✓	3	\$370,000	\$22,324	6%	✓		
12. Klein Billing and Port Pilot Systems Enhancement (2532400)	Construction		N/A	08/31/20	20%	✓	1	\$1,618,000	\$10,800	1%	✓	1	
13. Web-Based Construction Management System (2532900)	Design	01/02/17	15%	06/30/17	0%	✓	1	\$339,000	\$13,706	4%	✓	1	

**Audit Committee Status Report  
(Actuals Thru: September 2016)**

Project Title	Project Status	Design Finish	Percent Design Complete	Constr. Finish	Percent Constr. Complete	Sched. Trend	No. of PDC Revs.	Projected Cost	Spent To Date	Percent Spent To Date	Budg. Trend	No. of PDC Revs.	Comments
15. Liberty Hill Plaza - Replacement of all Doors (2534200)	Completed		N/A	10/14/16	100%	✓		\$85,000	\$37,645	44%	✓		Project Completed
17. Harbor Administration Building - Elevator Gearbox Replacement (2535100)	Construction		N/A	12/31/16	1%	✓	1	\$200,000	\$0	0%	✓	1	
18. B. 161 - Marine Ways Bridge Crane Electrical Infrastructure (2535800)	Construction		N/A	11/30/16	85%	✓		\$74,000	\$55,361	75%	✓		
20. Harbor Administration Building - Master Planning (2536500)	Hold		N/A	01/31/16	10%	✓		\$60,000	\$22,086	37%	✓		
21. Port of Los Angeles Police Headquarters - Shooting Range Lighting Upgrade (2537400)	Bid (Adv.) and Award	05/31/16	100%	02/28/17	0%	✓		\$200,000	\$27,064	14%	✓		
22. Harbor Administration Building - IT HVAC Emergency Back Up Unit (2539200)	Construction		N/A	06/30/17	65%	✓	1	\$283,000	\$117,890	45%	✓	1	October PDC budget and schedule change
23. Harbor Administration Building - 1st Floor Restrooms and Showers Design and Mold Abatement (2539500)	Planning	05/22/17	0%		N/A	✓		\$55,000	\$8,487	15%	✓		
25. Harbor Administration Building - First Floor Lobby - Install Nation Flags (2539700)	Design	11/30/16	90%	02/13/17	0%	✓		\$30,000	\$11,979	40%	✓		
26. Harbor Administration Building - Fourth Floor Graphics Workstations Remodel (2540200)	Completed	08/12/16	100%	10/14/16	100%	✓		\$53,000	\$27,360	52%	✓		Project Completed
27. Port of Los Angeles Police Headquarters - First Floor Kitchen Modifications (2541100)	Completed		N/A	11/07/16	100%	✓		\$36,800	\$1,314	4%	✓		Project Completed
28. B. 260 - Port Police Dive House Improvements (2541500)	Bid (Adv.) and Award		N/A	03/31/17	0%	✓		\$395,000	\$0	0%	✓		
29. Port of Los Angeles Police Headquarters - Garage Entrance Safety Lighting (2541600)	Bid (Adv.) and Award		N/A	12/23/16	0%	✓		\$13,000	\$0	0%	✓		
30. B. 161 - C&M Admin Bldg Parking Lot Improvements (2541700)	Design	11/14/16	95%	03/30/17	0%	✓		\$41,000	\$0	0%	✓		
31. Harbor Administration Building - Office Cubicles Reconfigurations For Financial Controls Section (2541800)	Design	12/05/16	2%	01/05/17	0%	✓		\$29,000	\$0	0%	✓		
32. B. 161 - Upgrade Fire Life Safety Emergency Communication System in C&M Yard (2541900)	Design	11/13/16	75%	03/17/17	0%	✓		\$652,000	\$0	0%	✓		
<b>HARBOR DEPARTMENT FACILITIES TOTAL</b>								<b>\$16,311,550</b>	<b>\$1,873,607</b>	<b>11%</b>			
<b>Miscellaneous Projects</b>													
2. Badger Avenue Bridge Rehabilitation (2525000)	Construction	02/24/16	100%	09/01/17	5%	✓	4	\$2,015,200	\$433,794	22%	✓	1	
3. B. 84 - Maritime Museum Wharf Rehabilitation (2526200)	Construction	01/29/16	100%	06/30/17	15%	✓	1	\$3,900,000	\$193,767	5%	✓		
4. 300 Water Street - Office Building Re-Roof (2528900)	Hold		N/A	06/24/15	1%	✓		\$231,500	\$2,125	1%	✓		
5. Ports O'Call - American Disability Act Compliant Restrooms (2531700)	Construction	08/30/15	100%	12/31/16	45%	✓	2	\$641,240	\$617,877	73%	✓		
9. B. 85 - Port Police Float System Replacement (2534900)	Bid (Adv.) and Award		N/A	12/24/17	0%	✓	1	\$1,500,000	\$0	0%	✓	1	

**Audit Committee Status Report  
(Actuals Thru: September 2016)**

Project Title	Project Status	Design Finish	Percent Design Complete	Constr. Finish	Percent Constr. Complete	Sched. Trend	No. of PDC Revs.	Projected Cost	Spent To Date	Percent Spent To Date	Budg. Trend	No. of PDC Revs.	Comments	
12. FY 16/17 CIP Deferred Maintenance Projects (2539100)	Design	06/30/17	25%		N/A	✓		\$4,039,105	\$0	0%	✓			
13. B. 181 - Warehouse Re-roof (2540000)	Construction		N/A	12/31/16	85%	✓	1	\$1,817,436	\$163,923	9%	✓	1	October PDC budget increase	
14. B. 72 - Municipal Fish Market - Chiller Unit Electrical Replacement (2540300)	Hold	08/08/16	90%	09/21/16	0%	✓		\$2,000	\$5,456	6%	✓			
15. B. 90-93 - Cruise Terminal Emergency Evacuation Plan Signs (2540400)	Construction	09/30/16	100%	11/12/16	20%	✓		\$25,000	\$7,845	31%	✓			
16. B. 73 - 90 - Pipeline Support Hangers Replacement (2540700)	Completed		N/A	10/31/16	100%	✓		\$145,200	\$90,393	62%	✓			
17. B. 270-271 - Sea Wall Enhancement (2540900)	Planning	06/04/18	0%	03/06/20	0%	✓		\$2,500,000	\$4,490	0%	✓			
18. Badger Avenue Bridge Conley Joints Purchase (2541200)	Bid (Adv.) and Award		N/A	10/31/17	0%	✓		\$450,329	\$0	0%	✓			
19. Badger Avenue Bridge Elevator Cars Modernization (2541400)	Planning		N/A	04/30/17	0%	✓		\$515,000	\$0	0%	✓			
<b>MISCELLANEOUS PROJECTS TOTAL</b>								<b>\$18,082,010</b>	<b>\$1,519,670</b>	<b>8%</b>				
<b>MARITIME SERVICES TOTAL</b>								<b>\$4,393,560</b>	<b>\$3,393,277</b>	<b>10%</b>				
<b>CIP TOTAL COST</b>								<b>\$1,164,506,934</b>	<b>\$238,274,104</b>	<b>20%</b>				