

# 2021 Port Truck Driver Survey



Presentation of Results  
by

Mike Keenan  
Director of Planning & Strategy

August 19, 2021



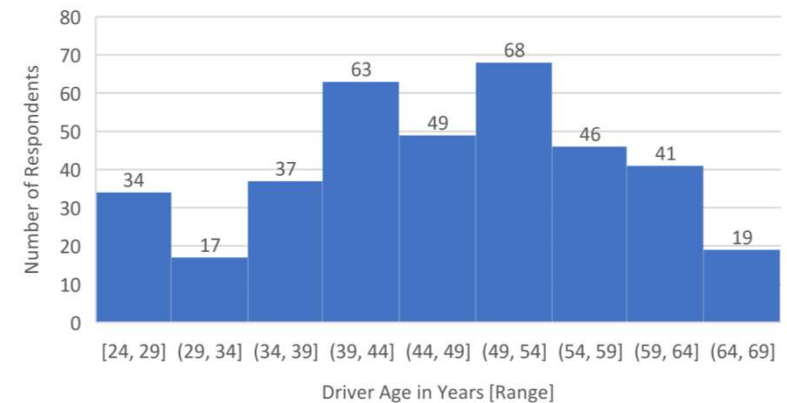
# Methodology

- Harbor Department staff conducted a survey of port truck drivers in June and July 2021
- Staff provided drivers with self-administered surveys as they entered the Fenix and APMT in-gates, which were returned at the terminal out-gates either to port staff or via drop-off box
- Surveys were available in English and Spanish; drivers self-selected which to complete
- Online versions of the survey via SurveyMonkey were advertised at the Terminal Access Center and by the Harbor Trucking Association
- Survey asked 24 questions about demographics and the trucking job
- Staff received 407 completed surveys

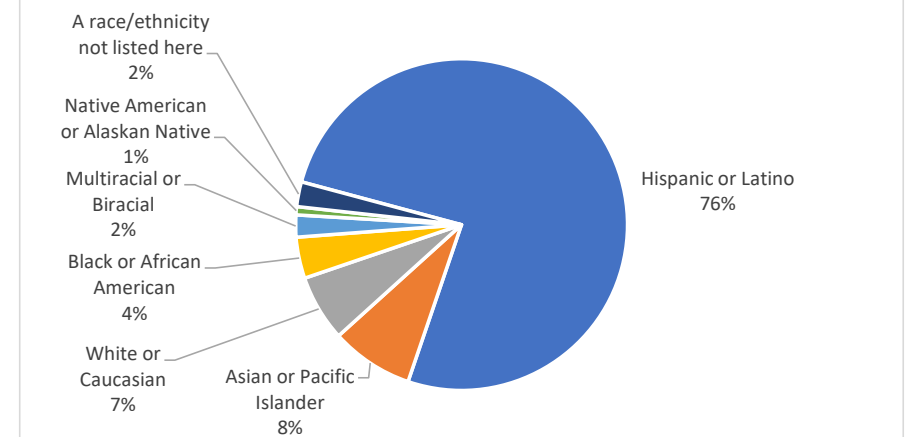
# Demographics

- Port Truck Drivers are primarily (97%) male, with a median age of 47
- 68% are immigrants to the United States
- 76% are Hispanic or Latino
- 76% are married
- 70% have dependent children
  - average of 1.7 dependent children

Q17: Respondents by Age



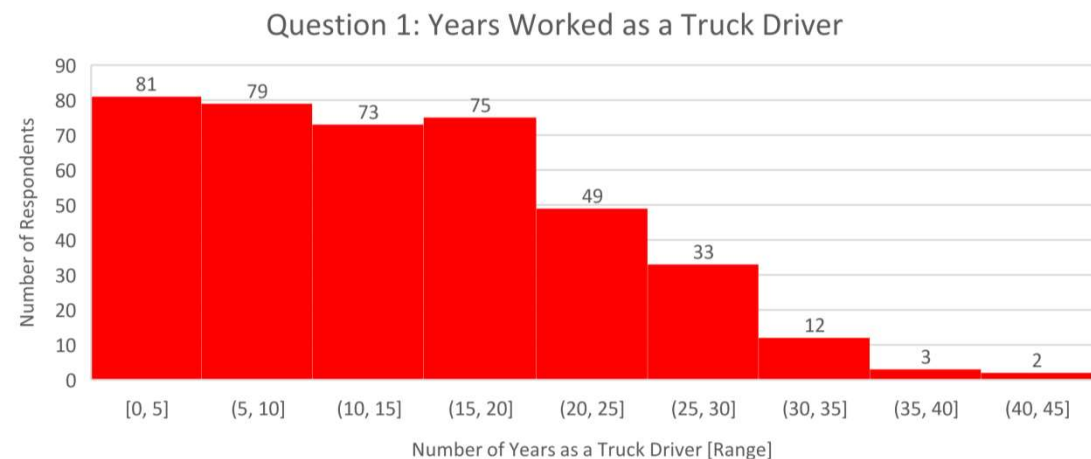
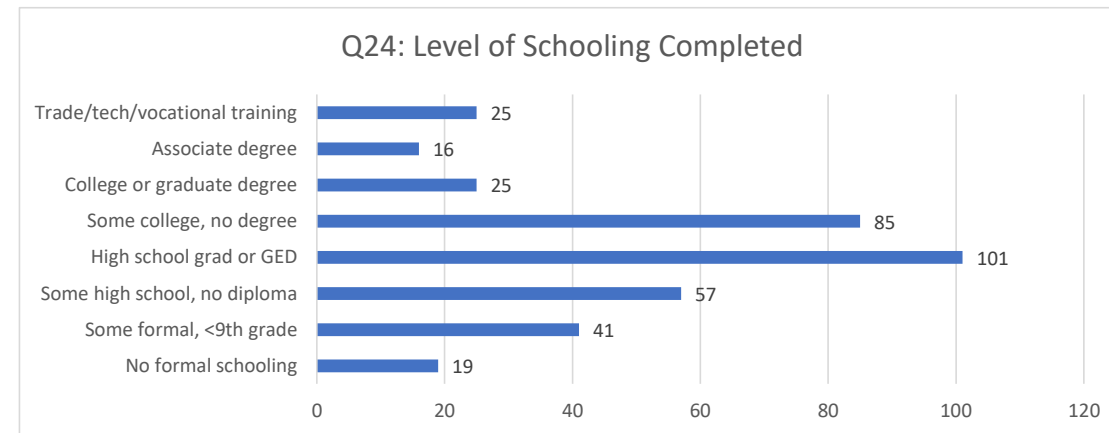
Q20: Race/Ethnicity of Respondents



# Education and Career



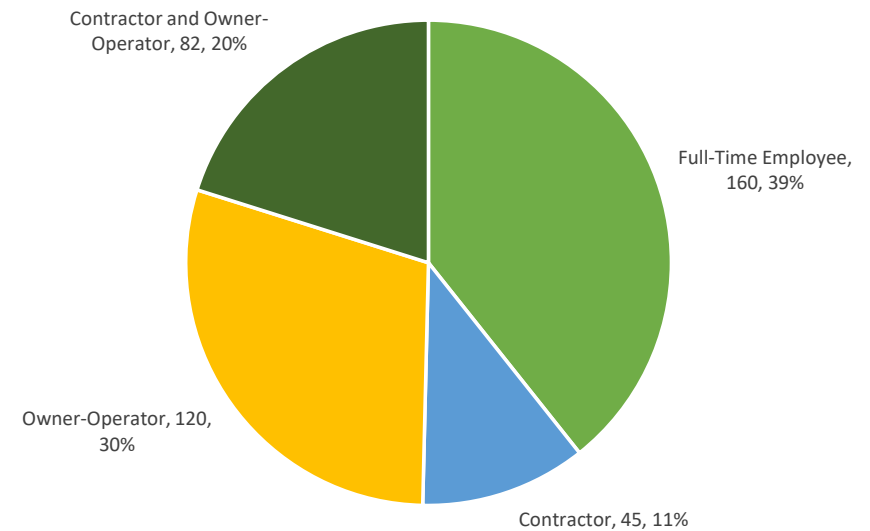
- 84% have at least some high school education
  - 68% have completed high school
  - 41% have education beyond the high school level
- Have worked an average of 14.5 years as a truck driver
  - Almost 20% have been a driver for five years or less



# Employee Status

- Full time employee of trucking company: 160 responses
- Part time employee of trucking company: 0 responses
- Contractor for trucking company: 45 responses
- Owner and operator of own trucking business: 120 responses
- Contractor for trucking co. and owner and operator of own trucking business: 82 responses
- Other: 0 responses

Q10: Employee Status



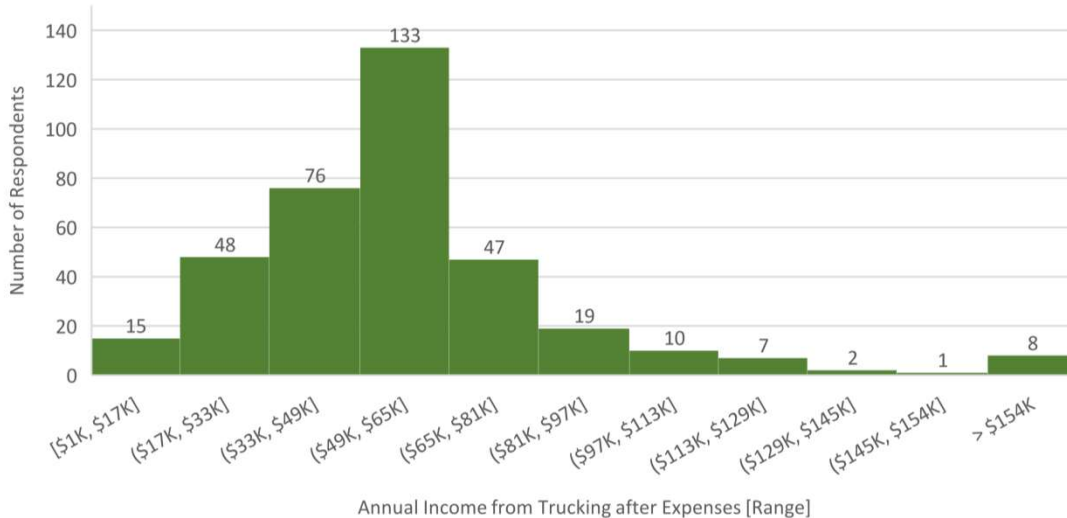
# Driver and Household Income Levels



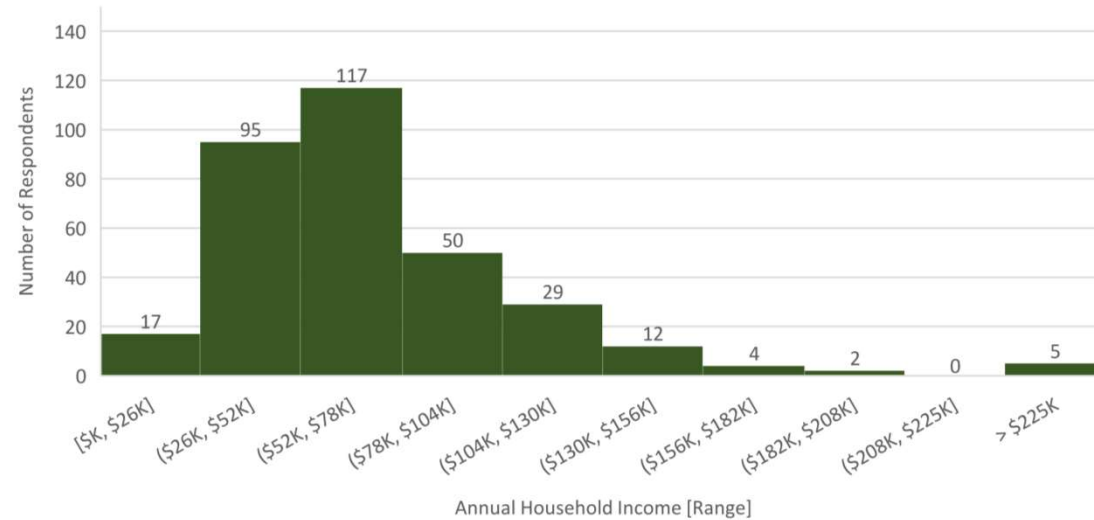
- Average income from trucking after expenses is \$57,451
- Median income from trucking after expenses is \$53,500

- Average household income is \$73,042
- Median household income is \$60,000

Q2: Annual Income from Trucking After Expenses



Q3: Annual Household Income



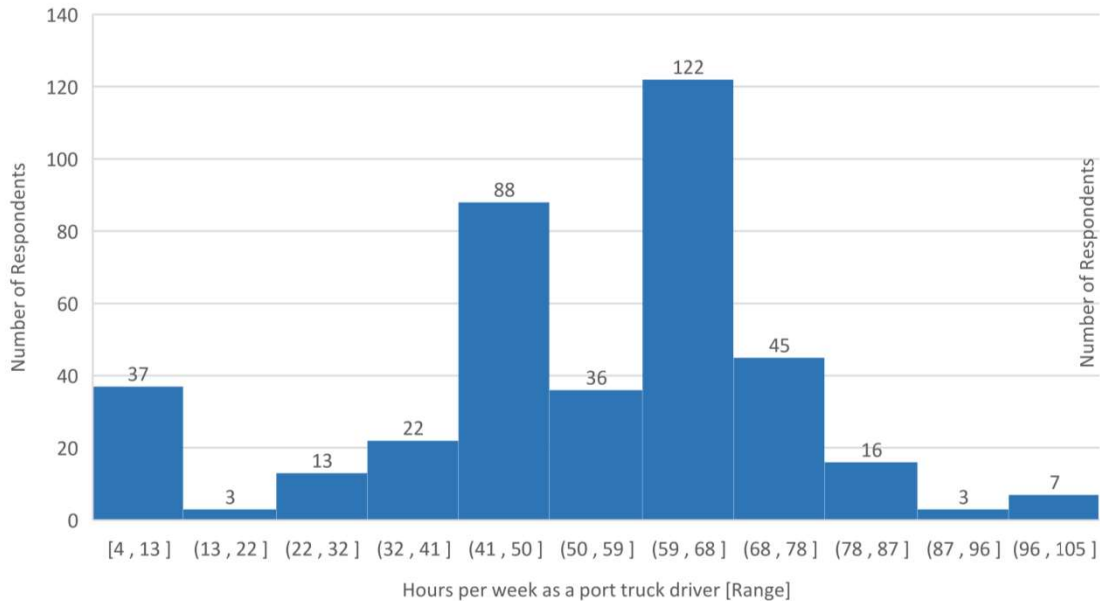
# Driver Hours per Week and per Day



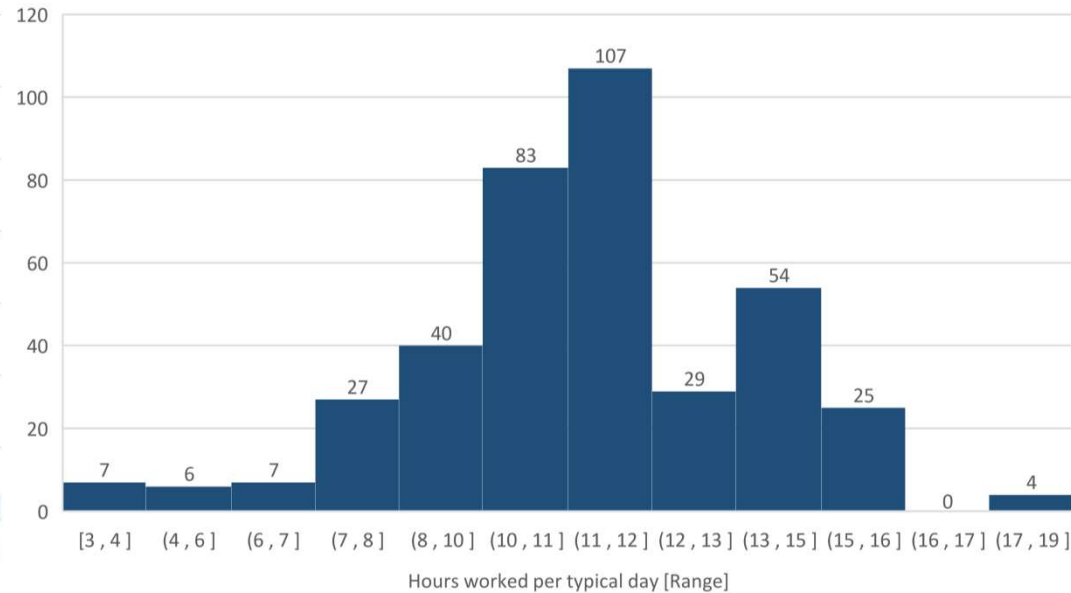
- Average hours per week: 53.1
- Median hours per week: 58

- Average hours per day: 11.1
- Median hours per day: 11  
(includes waiting and other nondriving time)

Q6: Hours per Week as a Port Truck Driver



Q7: Hours Worked per Typical Day



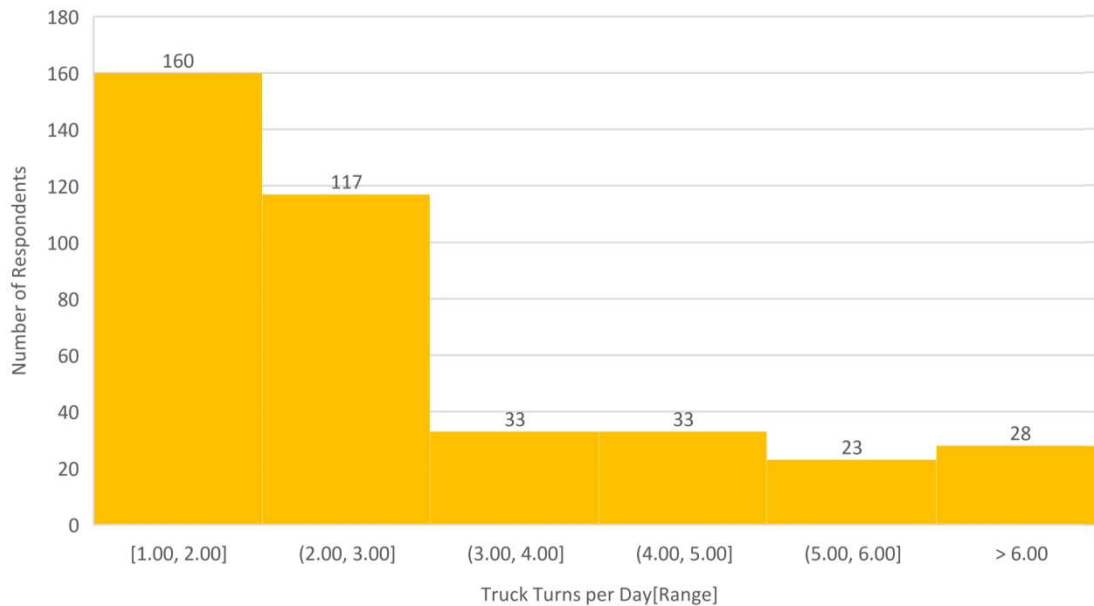


# Daily Turns and Average Trip Length

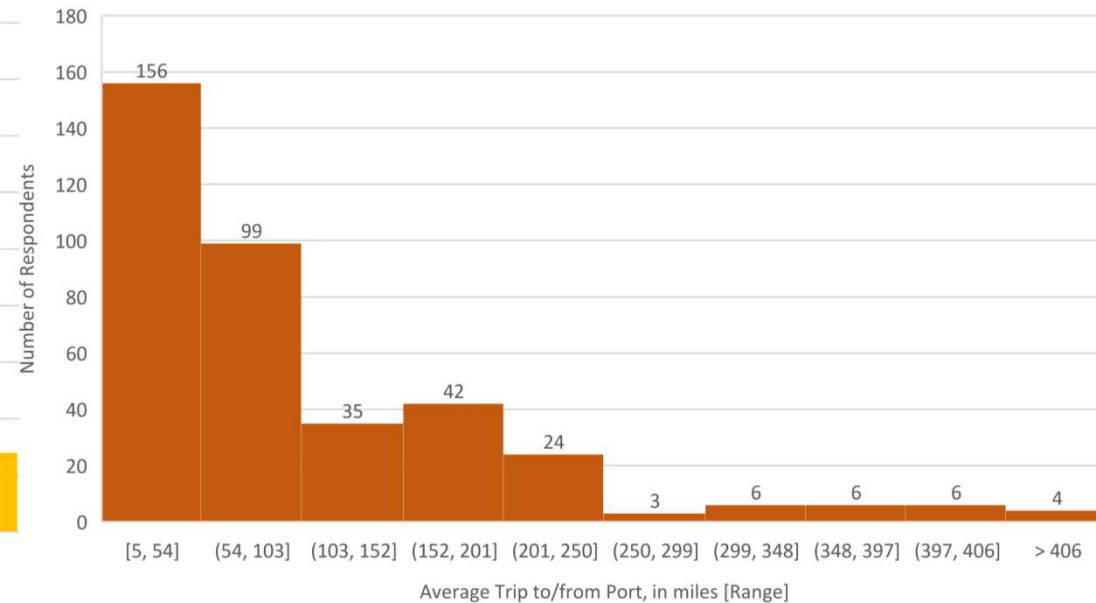
- Average turns per day: 3.3
- Median turns per day: 3
- Mode was 2 turns per day

- Average trip length: 103.4 miles
- Median trip length: 65 miles

Q8: Truck Turns per Day



Q9: Average Trip to/from the Port





# Summary of Results



- Consistent with previous demographic work, the port trucking community is made up primarily of Hispanic/Latino immigrants who work long hours as the primary earners for their families
  - Driver income represents 79% of household income
  - For 59% of the respondents, driver is the sole earner
- Average income after expenses is \$20.82/hour or \$220.97/day
- Per-turn income after expenses at 3.3 turns per day = \$66.74 per turn