

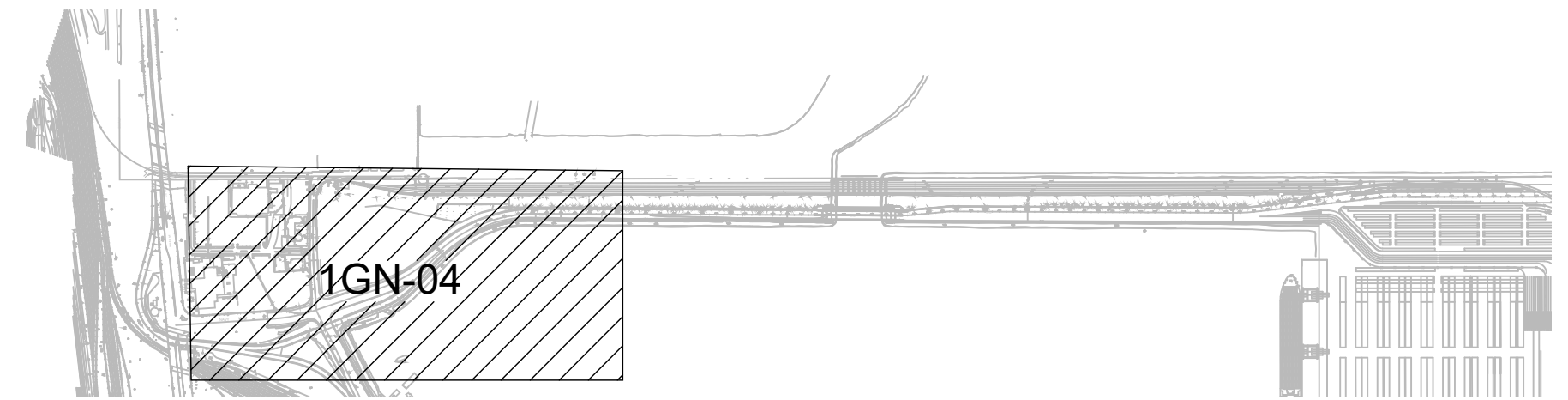
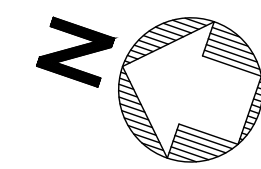
GENERAL NOTES:

1. CONTRACTOR IS RESPONSIBLE FOR CLEARING AND GRUBBING AND PATCHING POTHoles WITHIN THE POLA FIELD OFFICES AND LAYDOWN AREAS.
2. CONTRACTOR TO INSTALL ADEQUATE LIGHTING AT NIGHT FOR THE FIELD OFFICES AREA FOR DURATION OF PROJECT.
3. CONTRACTOR TO REPLACE ANY TREES REMOVED OR DISTURBED.
4. CONTRACTOR IS RESPONSIBLE FOR SECURITY OF THE SITE, POLA FIELD OFFICES, AND LAYDOWN AREAS.
5. CONTRACTOR SHALL PROVIDE 8' TALL PERIMETER FENCING AROUND FIELD OFFICE AND LAYDOWN AREAS FOR DURATION OF PROJECT.
6. CONTRACTOR TO REMOVE AND DISPOSE OF EXISTING K-RAIL, POWER POLES, TRASH, AND CLEAR AND GRUB.
7. EXISTING POLA CRUSHER SITE WILL BE USED BY VARIOUS POLA CONTRACTORS TO HAUL IN AND HAUL OFF CMB. CONTRACTOR SHALL NOT IMPEDE THIS OPERATION.
8. CONTRACTOR TO INSTALL ANTENNA AND EQUIPMENT AS CALLED OUT IN FIELD OFFICE SPECIFICATIONS (FOR POLA FIELD OFFICES INTERNET) AT TOP OF EXISTING COMMUNICATION TOWER AS SHOWN ON GN-01.
9. CONTRACTOR TO INSTALL ANTENNA AND EQUIPMENT AS CALLED OUT IN FIELD OFFICE SPECIFICATIONS (FOR POLA FIELD OFFICES INTERNET) AT TOP OF EXISTING LIGHT POLE AS SHOWN ON 1GN-04. CONTRACTOR TO INSTALL VIA SURFACE MOUNT TWO (2), 4" RIGID COMMUNICATION CONDUITS FROM EXISTING LIGHT POLE TO POLA FIELD OFFICES IN THE BACK OF POLA AND CONTRACTOR FIELD OFFICES AND PARKING LOT. CONTRACTOR TO INSTALL PULL ROPE AND WIRING IN THE CONDUITS IN ACCORDANCE WITH LADBS STANDARDS IN ORDER TO MAKE FINAL CONNECTIONS FOR POLA FIELD OFFICES INTERNET FROM THE EXISTING LIGHT POLE.

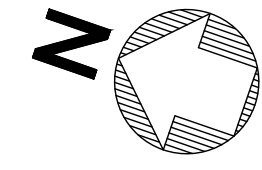
LEGEND:

- POLA AND CONTRACTOR FIELD OFFICES AND PARKING
- CONTRACTOR LAYDOWN AREA

POLA/CONTRACTOR FIELD OFFICES AND CONTRACTOR LAY DOWN AREA
 SCALE: 1" = 100'



KEY PLAN



NO.	DATE	DRAWN	REVISIONS	CHKD	APPD	NO.	DATE	DRAWN	REVISIONS	CHKD	APPD	PIER 400 CORRIDOR STORAGE TRACKS EXPANSION	
													POLA/CONTRACTOR FIELD OFFICES AND CONTRACTOR LAY DOWN AREA
SCALE: AS SHOWN DRAWN: A. HUNT CHECKED: P. KONAREDDY DESIGNED: A. HUNT ENGINEER/ARCHITECT: Daniel Amaro CHIEF HARBOR ENGINEER: [Signature] DATE: 6/03/21												DRAWING NUMBER	SHEET NUMBER
												1-3367	GN-04

DWG: N:\addproject\1-3367_Pier_400_Corridor_Storage_Tracks_Expansion\Project\01_Production\Addendum\01GN-Sheets\1-3367_GN-04.dwg USER: huntac DATE: Jun 07, 2021 11:38am