

FIRST AMENDMENT TO AGREEMENT NO. 16-3448
BETWEEN THE CITY OF LOS ANGELES AND
PRODUCTIVITY APEX, INC.

THIS FIRST AMENDMENT to Agreement No. 16-3448 is made and entered into by and between the CITY OF LOS ANGELES, a municipal corporation ("City"), acting by and through its Board of Harbor Commissioners ("Board"), and PRODUCTIVITY APEX, INC. ("Subrecipient") as follows:

1. Section III.B.1 is amended to read:

"1. Four (4) years have lapsed from the effective date of this Agreement; or"

2. Exhibit B contained within Exhibit A of Agreement No. 16-3448, is removed in its entirety and replaced with the Exhibit B which is attached hereto and made a part hereof.

3. Section II is amended to add Paragraph C, as follows:

"C. The Executive Director has the authority to execute amendments to this Agreement to implement any Letters of Agreement issued by the CEC regarding the Project, as authorized by the CEC Grant Agreement Terms and Conditions. Such amendments shall be subject to written approval by both parties pursuant to Section XXXII of the Agreement."

Except as amended herein, all remaining terms and conditions of Agreement No. 16-3448 shall remain in full force and effect.

Subject to the provisions of Charter Section 373 and Administrative Code Section 10.5, this First Amendment requires approval by City Council prior to becoming effective. After approval by City Council, the effective date of this First Amendment to Agreement No. 16-3448 shall be July 18, 2018 upon its execution by the Executive Director.

/////

/////

/////

IN WITNESS THEREOF, the parties hereto have executed this First Amendment to Agreement No. 16-3448 on the date to the left of their signatures.

THE CITY OF LOS ANGELES, by its Board of Harbor Commissioners

Dated: _____

By _____
EUGENE D. SEROKA
Executive Director

Attest _____
AMBER M. KLESGES
Board Secretary

Dated: 11/26/2018

PRODUCTIVITY APEX, INC.
By: [Signature]
W.J. Wilson, Vice President, Operations
(Print/type name and title)

Attest: [Signature]
Natalie Fernandez, Administrative
(Print/type name and title)

APPROVED AS TO FORM AND LEGALITY

December 5, 2018
MICHAEL N. FEUER, City Attorney
JANNA B. SIDLEY, General Counsel

By [Signature]
Heather M. McCloskey, Deputy

Rev. 01/11/16

Exhibit B

GRANT/LOAN AMENDMENT



Check here if additional pages are attached. 56 Pages

AGREEMENT NUMBER:
ARV-15-069

AMENDMENT NUMBER:
1

1. This Agreement is entered into between the State Agency and the Recipient named below:

STATE AGENCY'S NAME

State Energy Resources Conservation and Development Commission

RECIPIENT'S NAME

City of Los Angeles Harbor Department

2. The term of this Agreement: From: 06/30/2016 To: 4/30/2021

3. The maximum amount of this Agreement after this amendment is: \$ 5,833,000 (\$ Amendment)

4. The parties mutually agree to this amendment as follows. All actions noted below are by this reference made a part of the Agreement and incorporated herein:

The purpose of this amendment is a budget reallocation.

- Exhibit B, Budget (56 pages) is attached and replaces the previously approved Exhibit B, Budget (48 pages) in its entirety.

APPROVED AS TO FORM AND LEGALITY

September 22 2018

MICHAEL N. FEUER, City Attorney

By [Signature]
Deputy City Attorney

RECIPIENT

RECIPIENT'S NAME (If other than an individual, state whether a corporation, partnership, etc)

City of Los Angeles Harbor Department

BY (Authorized Signature)

DATE SIGNED (Do not type)

NAME AND TITLE OF PERSON SIGNING

ADDRESS

**425 S. Palos Verdes Street
San Pedro, CA 90731**

STATE OF CALIFORNIA

AGENCY NAME

State Energy Resources Conservation and Development Commission

BY (Authorized Signature)

DATE SIGNED (Do not type)

NAME AND TITLE OF PERSON SIGNING

Michael Poe, Contracts, Grants and Loans Acting Office Manager

ADDRESS

**1516 Ninth Street
Sacramento, CA 95814-5512**

Exhibit B

Category Budget

City of Los Angeles Harbor Department

Name of Organization

Contractor/Recipient
 Subcontractor
 Micro Business
 Small Business
 Disabled Veteran Business Enterprise

Cost Category	Energy Commission Reimbursable Share	Match Share	Total
Direct Labor	\$ -	\$ -	\$ -
Fringe Benefits	\$ -	\$ -	\$ -
Total Labor:	\$ -	\$ -	\$ -
Travel	\$ -	\$ -	\$ -
Equipment	\$ -	\$ -	\$ -
Materials/Miscellaneous	\$ -	\$ -	\$ -
Subcontractors	\$ 5,833,000	\$ 2,808,007	\$ 8,641,007
Total Other Direct Costs:	\$ 5,833,000	\$ 2,808,007	\$ 8,641,007
Indirect Costs	\$ -	\$ -	\$ -
Profit (not allowed for grant recipients)	\$ -	\$ -	\$ -
Total Indirect Costs and Profit:	\$ -	\$ -	\$ -
Grand Totals:	\$ 5,833,000	\$ 2,808,007	\$ 8,641,007

Exhibit B

Direct Labor (Unloaded)

City of Los Angeles Harbor Department

Hourly Rates

Employee Name	Job Classification / Title	Maximum Labor Rate (\$ per hour)	# of Hours	Energy Commission Funds	Match Share	Total
				\$ -	\$ -	\$ -
Hourly Direct Labor Totals:				\$ -	\$ -	\$ -

Monthly Salary Rates

Employee Name	Job Classification / Title	Maximum Labor Rate (\$ per month)	# of Months	Energy Commission Funds	Match Share	Total
				\$ -	\$ -	\$ -
Monthly Direct Labor Totals:				\$ -	\$ -	\$ -

				Energy Commission Funds	Match Share	Total
Direct Labor Grand Totals:				\$ -	\$ -	\$ -

Exhibit B

Fringe Benefits

City of Los Angeles Harbor Department

Fringe Benefit Base Description (Employee or Job Classification/Title)	Max. Fringe Benefit Rate (%)	Direct Labor Costs (\$)	Energy Commission Funds	Match Share	Total
			\$ -	\$ -	\$ -
Fringe Benefit Totals:			\$ -	\$ -	\$ -

Exhibit B

Travel

City of Los Angeles Harbor Department

Task No.	Traveler's Name and/or Classification	Departure and Destination	Trip Purpose	Energy Commission Funds	Match Share	Total
				\$ -	\$ -	\$ -
Totals:				\$ -	\$ -	\$ -

Exhibit B

Equipment

City of Los Angeles Harbor Department							
--	--	--	--	--	--	--	--

Task No.	Description	Purpose	# Units	Unit Cost	Energy Commission Funds	Match Share	Total
					\$ -	\$ -	\$ -
Totals:					\$ -	\$ -	\$ -

Exhibit B

Materials & Miscellaneous

City of Los Angeles Harbor Department

Task No.	Description	Purpose	# Units	Unit Cost	Energy Commission Funds	Match Share	Total
					\$ -	\$ -	\$ -
Totals:					\$ -	\$ -	\$ -

Exhibit B

Subcontracts

City of Los Angeles Harbor Department

Task No.	Subcontractor Name	Purpose	CA Business Certifications DVBE/ SB/MB/None	Energy Commission Funds	Match Share	Total
2, 4	BYD Motors, Inc.	To build and demonstrate yard tractors		\$ 1,500,000	\$ -	\$ 1,500,000
2, 4	Rev Group, Inc. dba Capacity Trucks	To build and demonstrate yard tractors		\$ 3,363,000	\$ -	\$ 3,363,000
3, 4	Productivity Apex, Inc.	To design, build, integrate, and demonstrate intelligent transportation system	SB	\$ 970,000	\$ 434,007	\$ 1,404,007
2, 4	<u>Clean Energy Fuels Corp.</u>	<u>To purchase and install HD EVSE and CNG infrastructure</u>			\$ 499,000	\$ 499,000
2, 4	<u>Everport Terminal Services, Inc.</u>	<u>To operate demonstration vehicles</u>			\$ 1,875,000	\$ 1,875,000
3, 4	<u>University of California at Riverside</u>	<u>To design, build, integrate, and demonstrate intelligent transportation system</u>		\$ -	\$ -	\$ -
3, 4	<u>InfoMagnus</u>	<u>To design, build, integrate, and demonstrate intelligent transportation system</u>	SB	\$ -	\$ -	\$ -
Totals:				\$ 5,833,000	\$ 2,808,007	\$ 8,641,007

Exhibit B

Indirect Costs and Profit

City of Los Angeles Harbor Department


Indirect Cost(s)

Name of Indirect Cost	Maximum Rate	Indirect Cost Base Description	Indirect Cost Base Amount	Energy Commission Funds	Match Share	Total
-	-	-	\$ -	\$ -	\$ -	\$ -
Totals:				\$ -	\$ -	\$ -

Profit

(Profit is not allowed for Grant Recipients)

Profit Rate	Profit Base Description	Profit Base Amount	Energy Commission Funds	Match Share	Total
			\$ -	\$ -	\$ -
Totals:			\$ -	\$ -	\$ -



Category Budget

BYD Motors, Inc.

Name of Organization

- Contractor/Recipient Subcontractor
 Small Business Micro Business Disabled Veteran Business Enterprise (DVBE)

Cost Category	Energy Commission Reimbursable Share	Match Share	Total
Direct Labor	\$ -	\$ -	\$ -
Fringe Benefits	\$ -	\$ -	\$ -
Total Labor	\$ -	\$ -	\$ -
Travel	\$ -	\$ -	\$ -
Equipment	\$ 1,500,000	\$ -	\$ 1,500,000
Materials/Miscellaneous	\$ -	\$ -	\$ -
Subcontractors	\$ -	\$ -	\$ -
Total Other Direct Costs	\$ 1,500,000	\$ -	\$ 1,500,000
Indirect Costs	\$ -	\$ -	\$ -
Profit (not allowed for grant recipients)	\$ -	\$ -	\$ -
Total Indirect and Profit	\$ -	\$ -	\$ -
Grand Totals	\$ 1,500,000	\$ -	\$ 1,500,000

Direct Labor (Unloaded)

BYD Motors, Inc.

Hourly Rates

Employee Name	Job Classification / Title	Maximum Labor Rate (\$ per hour)	# of Hours	Energy Commission Funds	Match Share	Total
				\$ -	\$ -	\$ -
Hourly Direct Labor Totals				\$ -	\$ -	\$ -

Monthly Salary Rates

Employee Name	Job Classification / Title	Maximum Labor Rate (\$ per month)	# of Months	Energy Commission Funds	Match Share	Total
				\$ -	\$ -	\$ -
Monthly Direct Labor Totals				\$ -	\$ -	\$ -

				Energy Commission Funds	Match Share	Total
Direct Labor Grand Totals				\$ -	\$ -	\$ -

Fringe Benefits

BYD Motors, Inc.

Fringe Benefit Base Description (Employee or Job Classification/Title)	Max. Fringe Benefit Rate (%)	Direct Labor Costs (\$)	Energy Commission Funds	Match Share	Total
			\$ -	\$ -	\$ -
Fringe Benefit Totals		\$ -	\$ -	\$ -	\$ -

Travel

BYD Motors, Inc.

Task No.	Traveler's Name and/or Classification	Departure and Destination	Trip Purpose	Energy Commission Funds	Match Share	Total
				\$ -	\$ -	\$ -
Total:				\$ -	\$ -	\$ -

Equipment

BYD Motors, Inc.

Task No.	Description	Purpose	# Units	Unit Cost	Energy Commission Funds	Match Share	Total
2	Battery Powered Yard Tractors	To design build, and demonstrate yard tractors	5	\$ 300,000	\$ 1,500,000	\$ -	\$ 1,500,000
Total:					\$ 1,500,000	\$ -	\$ 1,500,000

Materials & Miscellaneous

BYD Motors, Inc.

Task No.	Description	Purpose	# Units	Unit Cost	Energy Commission Funds	Match Share	Total
<u>4</u>	<u>Battery Yard Tractor Demonstration</u>	<u>To support operations and maintenance, service needs, and demonstration activities</u>	<u>Various</u>	<u>Various</u>	\$ -	\$ -	\$ -
Total:					\$ -	\$ -	\$ -

Subcontracts

BYD Motors, Inc.

Task No.	Subcontractor Name	Purpose	CA Business Certifications DVBE/ SB/MB/None	Energy Commission Funds	Match Share	Total
				\$ -	\$ -	\$ -
Total:				\$ -	\$ -	\$ -

Indirect Costs and Profit

BYD Motors, Inc.


Indirect Cost(s)

Name of Indirect Cost	Maximum Rate	Indirect Cost Base Description	Indirect Cost Base Amount	Energy Commission Funds	Match Share	Total
				\$ -	\$ -	\$ -
Total:				\$ -	\$ -	\$ -

Profit

(Profit is not allowed for Grant Recipients)

Profit Rate	Profit Base Description	Profit Base Amount	Energy Commission Funds	Match Share	Total
			\$ -	\$ -	\$ -
Total:			\$ -	\$ -	\$ -



Category Budget

Rev Group, Inc. dba Capacity Trucks

Name of Organization

- Contractor/Recipient Subcontractor
 Small Business Micro Business Disabled Veteran Business Enterprise

Cost Category	Energy Commission Reimbursable Share	Match Share	Total
Direct Labor	\$ -	\$ -	\$ -
Fringe Benefits	\$ -	\$ -	\$ -
Total Labor	\$ -	\$ -	\$ -
Travel	\$ -	\$ -	\$ -
Equipment	\$ 3,363,000	\$ -	\$ 3,363,000
Materials/Miscellaneous	\$ -	\$ -	\$ -
Subcontractors	\$ -	\$ -	\$ -
Total Other Direct Costs	\$ 3,363,000	\$ -	\$ 3,363,000
Indirect Costs	\$ -	\$ -	\$ -
Profit (not allowed for grant recipients)	\$ -	\$ -	\$ -
Total Indirect and Profit	\$ -	\$ -	\$ -
Grand Totals	\$ 3,363,000	\$ -	\$ 3,363,000

Direct Labor (Unloaded)

Rev Group, Inc. dba Capacity Trucks

Hourly Rates

Employee Name	Job Classification / Title	Maximum Labor Rate (\$ per hour)	# of Hours	Energy Commission Funds	Match Share	Total
				\$ -	\$ -	\$ -
Hourly Direct Labor Totals				\$ -	\$ -	\$ -

Monthly Salary Rates

Employee Name	Job Classification / Title	Maximum Labor Rate (\$ per month)	# of Months	Energy Commission Funds	Match Share	Total
				\$ -	\$ -	\$ -
Monthly Direct Labor Totals				\$ -	\$ -	\$ -
				Energy Commission Funds	Match Share	Total
Direct Labor Grand Totals				\$ -	\$ -	\$ -

Fringe Benefits

Rev Group, Inc. dba Capacity Trucks

Fringe Benefit Base Description (Employee or Job Classification/Title)	Max. Fringe Benefit Rate (%)	Direct Labor Costs (\$)	Energy Commission Funds	Match Share	Total
			\$ -	\$ -	\$ -
Fringe Benefit Totals			\$ -	\$ -	\$ -

Travel

Rev Group, Inc. dba Capacity Trucks

Task No.	Traveler's Name and/or Classification	Departure and Destination	Trip Purpose	Energy Commission Funds	Match Share	Total
				\$ -	\$ -	\$ -
Total:				\$ -	\$ -	\$ -

Equipment

Rev Group, Inc. dba Capacity Trucks

Task No.	Description	Purpose	# Units	Unit Cost	Energy Commission Funds	Match Share	Total
2	Off-Road Natural Gas Yard Tractors	To provide yard tractors for field demonstration	20	\$ 168,150	\$ 3,363,000	\$ -	\$ 3,363,000
2	Natural Gas Fuel and Refueling Station	To provide skid-mounted refueling tanks to support demonstration	0	\$ -	\$ -	\$ -	\$ -
Total:					\$ 3,363,000	\$ -	\$ 3,363,000

Materials & Miscellaneous

Rev Group, Inc. dba Capacity Trucks

Task No.	Description	Purpose	# Units	Unit Cost	Energy Commission Funds	Match Share	Total
<u>4</u>	<u>Natural Gas Yard Tractor</u>	<u>To support operations and maintenance, service needs, and demonstration activities</u>	<u>Variable</u>	<u>Variable</u>	\$ -	\$ -	\$ -
Total:					\$ -	\$ -	\$ -

Subcontracts

Rev Group, Inc. dba Capacity Trucks

Task No.	Subcontractor Name	Purpose	CA Business Certifications DVBE/ SB/MB/None	Energy Commission Funds	Match Share	Total
				\$ -	\$ -	\$ -
Total:				\$ -	\$ -	\$ -

Indirect Costs and Profit

Rev Group, Inc. dba Capacity Trucks


Indirect Cost(s)

Name of Indirect Cost	Maximum Rate	Indirect Cost Base Description	Indirect Cost Base Amount	Energy Commission Funds	Match Share	Total
				\$ -	\$ -	\$ -
Total:				\$ -	\$ -	\$ -

Profit

(Profit is not allowed for Grant Recipients)

Profit Rate	Profit Base Description	Profit Base Amount	Energy Commission Funds	Match Share	Total
			\$ -	\$ -	\$ -
Total:			\$ -	\$ -	\$ -



Category Budget

Clean Energy Fuels Corp.

Name of Organization
 Contractor/Recipient

 Subcontractor

 Small Business

 Micro Business

 Disabled Veteran Business Enterprise (DVBE)

Cost Category	Energy Commission Reimbursable Share	Match Share	Total
Direct Labor	\$ -	\$ -	\$ -
Fringe Benefits	\$ -	\$ -	\$ -
Total Labor	\$ -	\$ -	\$ -
Travel	\$ -	\$ -	\$ -
Equipment	\$ -	\$ 499,000	\$ 499,000
Materials/Miscellaneous	\$ -	\$ -	\$ -
Subcontractors	\$ -	\$ -	\$ -
Total Other Direct Costs	\$ -	\$ 499,000	\$ 499,000
Indirect Costs	\$ -	\$ -	\$ -
Profit (not allowed for grant recipients)	\$ -	\$ -	\$ -
Total Indirect and Profit	\$ -	\$ -	\$ -
Grand Totals	\$ -	\$ 499,000	\$ 499,000

Direct Labor (Unloaded)

Clean Energy Fuels Corp.

Hourly Rates

Employee Name	Job Classification / Title	Maximum Labor Rate (\$ per hour)	# of Hours	Energy Commission Funds	Match Share	Total
				\$ -	\$ -	\$ -
Hourly Direct Labor Totals				\$ -	\$ -	\$ -

Monthly Salary Rates

Employee Name	Job Classification / Title	Maximum Labor Rate (\$ per month)	# of Months	Energy Commission Funds	Match Share	Total
				\$ -	\$ -	\$ -
Monthly Direct Labor Totals				\$ -	\$ -	\$ -

	Energy Commission Funds	Match Share	Total
Direct Labor Grand Totals	\$ -	\$ -	\$ -

Fringe Benefits

Clean Energy Fuels Corp.

Fringe Benefit Base Description (Employee or Job Classification/Title)	Max. Fringe Benefit Rate (%)	Direct Labor Costs (\$)	Energy Commission Funds	Match Share	Total
			\$ -	\$ -	\$ -
Fringe Benefit Totals		\$ -	\$ -	\$ -	\$ -

Travel

Clean Energy Fuels Corp.

Task No.	Traveler's Name and/or Classification	Departure and Destination	Trip Purpose	Energy Commission Funds	Match Share	Total
				\$ -	\$ -	\$ -
Total:				\$ -	\$ -	\$ -

Equipment

Clean Energy Fuels Corp.

Task No.	Description	Purpose	# Units	Unit Cost	Energy Commission Funds	Match Share	Total
4.1	Clean Energy - LNG Fueling Skid	Provide fueling for at least 20 yard tractors	1	\$ 499,000	\$ -	\$ 499,000	\$ 499,000
Total:					\$ -	\$ 499,000	\$ 499,000

Materials & Miscellaneous

Clean Energy Fuels Corp.

Task No.	Description	Purpose	# Units	Unit Cost	Energy Commission Funds	Match Share	Total
					\$ -	\$ -	\$ -
Total:					\$ -	\$ -	\$ -

Subcontracts

Clean Energy Fuels Corp.

Task No.	Subcontractor Name	Purpose	CA Business Certifications DVBE/ SB/MB/None	Energy Commission Funds	Match Share	Total
				\$ -	\$ -	\$ -
Total:				\$ -	\$ -	\$ -

Indirect Costs and Profit

Clean Energy Fuels Corp.


Indirect Cost(s)

Name of Indirect Cost	Maximum Rate	Indirect Cost Base Description	Indirect Cost Base Amount	Energy Commission Funds	Match Share	Total
				\$ -	\$ -	\$ -
Total:				\$ -	\$ -	\$ -

Profit

(Profit is not allowed for Grant Recipients)

Profit Rate	Profit Base Description	Profit Base Amount	Energy Commission Funds	Match Share	Total
			\$ -	\$ -	\$ -
Total:			\$ -	\$ -	\$ -



Category Budget

Name of Organization

Everport Terminal Services, Inc.

- Contractor/Recipient Subcontractor
 Small Business Micro Business Disabled Veteran Business Enterprise (DVBE)

Cost Category	Energy Commission Reimbursable Share	Match Share	Total
Direct Labor	\$ -	\$ 1,875,000	\$ 1,875,000
Fringe Benefits	\$ -	\$ -	\$ -
Total Labor	\$ -	\$ 1,875,000	\$ 1,875,000
Travel	\$ -	\$ -	\$ -
Equipment	\$ -	\$ -	\$ -
Materials/Miscellaneous	\$ -	\$ -	\$ -
Subcontractors	\$ -	\$ -	\$ -
Total Other Direct Costs	\$ -	\$ -	\$ -
Indirect Costs	\$ -	\$ -	\$ -
Profit (not allowed for grant recipients)	\$ -	\$ -	\$ -
Total Indirect and Profit	\$ -	\$ -	\$ -
Grand Totals	\$ -	\$ 1,875,000	\$ 1,875,000

Direct Labor (Unloaded)

Everport Terminal Services, Inc.

Hourly Rates

Employee Name	Job Classification / Title	Maximum Labor Rate (\$ per hour)	# of Hours	Energy Commission Funds	Match Share	Total
TBD	Yard Tractor Operator (Day Shift)	\$ 85.13	78,983	\$ -	\$ 631,866	\$ 631,866
TBD	Yard Tractor Operator (Night Shift)	\$ 101.63	114,659	\$ -	\$ 917,273	\$ 917,273
TBD	Yard Tractor Operator (Weekend Shift)	\$ 109.75	40,733	\$ -	\$ 325,861	\$ 325,861
Hourly Direct Labor Totals				\$ -	\$ 1,875,000	\$ 1,875,000

Monthly Salary Rates

Employee Name	Job Classification / Title	Maximum Labor Rate (\$ per month)	# of Months	Energy Commission Funds	Match Share	Total
				\$ -		\$ -
Monthly Direct Labor Totals				\$ -	\$ -	\$ -

	Energy Commission Funds	Match Share	Total
Direct Labor Grand Totals	\$ -	\$ 1,875,000	\$ 1,875,000

Fringe Benefits

Everport Terminal Services, Inc.

Fringe Benefit Base Description (Employee or Job Classification/Title)	Max. Fringe Benefit Rate (%)	Direct Labor Costs (\$)	Energy Commission Funds	Match Share	Total
			\$ -	\$ -	\$ -
Fringe Benefit Totals			\$ -	\$ -	\$ -

Travel

Everport Terminal Services, Inc.						
---	--	--	--	--	--	--

Task No.	Traveler's Name and/or Classification	Departure and Destination	Trip Purpose	Energy Commission Funds	Match Share	Total
				\$ -	\$ -	\$ -
Total:				\$ -	\$ -	\$ -

Equipment

Everport Terminal Services, Inc.

Task No.	Description	Purpose	# Units	Unit Cost	Energy Commission Funds	Match Share	Total
					\$ -	\$ -	\$ -
Total:					\$ -	\$ -	\$ -

Materials & Miscellaneous

Everport Terminal Services, Inc.

Task No.	Description	Purpose	# Units	Unit Cost	Energy Commission Funds	Match Share	Total
					\$ -	\$ -	\$ -
Total:					\$ -	\$ -	\$ -

Subcontracts

Everport Terminal Services, Inc.

Task No.	Subcontractor Name	Purpose	CA Business Certifications DVBE/ SB/MB/None	Energy Commission Funds	Match Share	Total
				\$ -	\$ -	\$ -
Total:				\$ -	\$ -	\$ -

Indirect Costs and Profit

Everport Terminal Services, Inc.


Indirect Cost(s)

Name of Indirect Cost	Maximum Rate	Indirect Cost Base Description	Indirect Cost Base Amount	Energy Commission Funds	Match Share	Total
				\$ -	\$ -	\$ -
Total:				\$ -	\$ -	\$ -

Profit

(Profit is not allowed for Grant Recipients)

Profit Rate	Profit Base Description	Profit Base Amount	Energy Commission Funds	Match Share	Total
			\$ -	\$ -	\$ -
Total:			\$ -	\$ -	\$ -



Category Budget

Name of Organization

Productivity Apex, Inc.

Contractor/Recipient
 Subcontractor
 Micro Business
 Small Business
 Disabled Veteran Business Enterprise

Cost Category	Energy Commission Reimbursable Share	Match Share	Total
Direct Labor	\$ 158,782	<u>\$ 124,879</u>	\$ 283,661
Fringe Benefits	<u>\$ 31,407</u>	<u>\$ 24,701</u>	<u>\$ 56,108</u>
Total Labor:	<u>\$ 190,189</u>	<u>\$ 149,580</u>	<u>\$ 339,769</u>
Travel	\$ -	\$ -	\$ -
Equipment	\$ -	\$ -	\$ -
Materials/Miscellaneous	\$ 70,000	\$ -	\$ 70,000
Subcontractors	<u>\$ 456,002</u>	<u>\$ 127,766</u>	<u>\$ 583,768</u>
Total Other Direct Costs:	<u>\$ 526,002</u>	<u>\$ 127,766</u>	<u>\$ 653,768</u>
Indirect Costs	<u>\$ 199,197</u>	<u>\$ 156,661</u>	<u>\$ 355,858</u>
Profit (not allowed for grant recipients)	<u>\$ 54,612</u>	<u>\$ -</u>	<u>\$ 54,612</u>
Total Indirect Costs and Profit:	<u>\$ 253,809</u>	<u>\$ 156,661</u>	<u>\$ 410,470</u>
Grand Totals:	<u>\$ 970,000</u>	<u>\$ 434,007</u>	<u>\$ 1,404,007</u>

Direct Labor (Unloaded)

Productivity Apex, Inc.

Hourly Rates

Employee Name	Job Classification / Title	Maximum Labor Rate (\$ per hour)	# of Hours	Energy Commission Funds	Match Share	Total
Dr. Mansooreh Mollaghasemi	<u>Senior Program Manager</u>	\$ 90.00	<u>1147</u>	\$ 28,350	\$ 74,880	\$ 103,230
Dr. Sam Fayez	Project Manager	\$ 62.50	800	\$ -	\$ -	\$ -
<u>Walt Wilson</u>	<u>Project Manager</u>	\$ 55.29	<u>1379</u>	\$ 26,316	\$ 49,999	\$ 76,315
Dr. Ahmed El-Nashar	Scientist	\$ 38.00	<u>29</u>	\$ 1,102	\$ -	\$ 1,102
Fabio Zavagnini	Industrial Engineer	\$ 33.30	<u>1162</u>	\$ 12,678	\$ -	\$ 12,678
<u>Fabio Zavagnini</u>	<u>Senior Industrial Engineer</u>	\$ 33.30	<u>782</u>	\$ 26,017	\$ -	\$ 26,017
Surya Suluh	Software Engineer	\$ 45.66	0	\$ -	\$ -	\$ -
<u>Benjamin Miller</u>	<u>Senior Software Engineer</u>	\$ 44.23	<u>689</u>	\$ 30,440	\$ -	\$ 30,440
<u>Kelsey Abreu</u>	<u>Intermediate Software Engineer</u>	\$ 37.50	<u>688</u>	\$ 25,768	\$ -	\$ 25,768
Natalie Fernandez	<u>Administrator</u>	\$ 21.63	375	\$ 8,111	\$ -	\$ 8,111
Hourly Direct Labor Totals:				\$ 158,782	\$ 124,879	\$ 283,661

Monthly Salary Rates

Employee Name	Job Classification / Title	Labor Rate (\$ per month)	# of Months	Energy Commission Funds	Match Share	Total
				\$ -	\$ -	\$ -
Monthly Direct Labor Totals:				\$ -	\$ -	\$ -

	Energy Commission Funds	Match Share	Total
Direct Labor Grand Totals:	\$ 158,782	\$ 124,879	\$ 283,661

Fringe Benefits

Productivity Apex, Inc.

Fringe Benefit Base Description (Employee or Job Classification/Title)	Max. Fringe Benefit Rate (%)	Direct Labor Costs (\$)	Energy Commission Funds	Match Share	Total
All <u>Direct Labor (DL)</u> Classifications	19.78%	\$ <u>283,661</u>	\$ <u>31,407</u>	\$ <u>24,701</u>	\$ <u>56,108</u>
Fringe Benefit Totals:		\$ <u>283,661</u>	\$ <u>31,407</u>	\$ <u>24,701</u>	\$ <u>56,108</u>

Travel

Productivity Apex, Inc.

Task No.	Traveler's Name and/or Classification	Departure and Destination	Trip Purpose	Energy Commission Funds	Match Share	Total
				\$ -	\$ -	\$ -
Totals:				\$ -	\$ -	\$ -

Equipment

Productivity Apex, Inc.

Task No.	Description	Purpose	# Units	Unit Cost	Energy Commission Funds	Match Share	Total
Totals:					\$ -	\$ -	\$ -

Materials & Miscellaneous

Productivity Apex, Inc.

Task No.	Description	Purpose	# Units	Unit Cost	Energy Commission Funds	Match Share	Total
4	Eco-FRATIS Android Tablet with Protective Cover	For deployment and data collection	70	\$ 600	\$ 42,000	\$ -	\$ 42,000
4	1 Year Cellular Service (Data Plan) for Tablet	To provide telecommunications service for deployment and data collection	70	\$ 240	\$ 16,800	\$ -	\$ 16,800
4	1 Year Co-Pilot Truck Navigation with Traffic Service for Tablet	To deploy and communicate with transportation infrastructure	70	\$ 160	\$ 11,200	\$ -	\$ 11,200
Totals:					\$ 70,000	\$ -	\$ 70,000

Subcontracts

Productivity Apex, Inc.

Task No.	Subcontractor Name	Purpose	CA Business Certifications DVBE/ SB/MB/None	Energy Commission Funds	Match Share	Total
	<u>InfoMagnus</u>	<u>To design, build, integrate, and demonstrate intelligent transportation system</u>	<u>SB</u>	<u>\$ 96,147</u>	<u>\$ 37,628</u>	<u>\$ 133,775</u>
	<u>University of California at Riverside</u>	<u>To design, build, integrate, and demonstrate intelligent transportation system</u>		<u>\$ 359,855</u>	<u>\$ 90,138</u>	<u>\$ 449,993</u>
Totals:				<u>\$ 456,002</u>	<u>\$ 127,766</u>	<u>\$ 583,768</u>

Indirect Costs and Profit

Productivity Apex, Inc.


Indirect Cost(s)

Name of Indirect Cost	Maximum Rate	Indirect Cost Base Description	Indirect Cost Base Amount	Energy Commission Funds	Match Share	Total
<u>Indirect</u> Overhead (IOH)	29.58%	<u>DL + FB</u>	\$ 339,769	\$ 56,258	\$ 44,245	\$ 100,503
General & Administrative (G&A)	58.00%	Value-added method <u>DL + FB + IOH</u>	\$ 440,272	\$ 142,939	\$ 112,416	\$ 255,355
Totals:				\$ 199,197	\$ 166,661	\$ 355,858

Profit

(Profit is not allowed for Grant Recipients)

Profit Rate	Profit Base Description	Profit Base Amount	Energy Commission Funds	Match Share	Total
10.00%	Total costs	\$ 915,388	\$ 54,612	\$ -	\$ 54,612
Totals:			\$ 54,612	\$ -	\$ 54,612



Category Budget

University of California at Riverside

Name of Organization

Contractor/Recipient
 Subcontractor
 Micro Business
 Small Business
 Disabled Veteran Business Enterprise

Cost Category	Energy Commission Reimbursable Share	Match Share	Total
Direct Labor	\$ 138,995	\$ 36,000	\$ 174,995
Fringe Benefits	\$ 65,712	\$ -	\$ 65,712
Total Labor:	\$ 204,707	\$ 36,000	\$ 240,707
Travel	\$ 3,600	\$ -	\$ 3,600
Equipment	\$ -	\$ -	\$ -
Materials/Miscellaneous	\$ 91,971	\$ 44,778	\$ 136,749
Subcontractors	\$ -	\$ -	\$ -
Total Other Direct Costs:	\$ 95,571	\$ 44,778	\$ 140,349
Indirect Costs	\$ 59,577	\$ 9,360	\$ 68,937
Profit (not allowed for grant recipients)	\$ -	\$ -	\$ -
Total Indirect Costs and Profit:	\$ 59,577	\$ 9,360	\$ 68,937
Grand Totals:	\$ 359,855	\$ 90,138	\$ 449,993

Direct Labor (Unloaded)

University of California at Riverside

Hourly Rates

Employee Name	Job Classification / Title	Maximum Labor Rate (\$ per hour)	# of Hours	Energy Commission Funds	Match Share	Total
				\$ -	\$ -	\$ -
Hourly Direct Labor Totals:				\$ -	\$ -	\$ -

Monthly Salary Rates

Employee Name	Job Classification / Title	Labor Rate (\$ per month)	# of Months	Energy Commission Funds	Match Share	Total
Kanok Boriboonsomsin	Principal Investigator	\$ 10,759	24	\$ 39,328	\$ -	\$ 39,328
Matthew Barth	Co-Principal Investigator	\$ 17,953	6	\$ 4,255	\$ -	\$ 4,255
Peng Hao	Assistant Research Engineer	\$ 7,983	24	\$ 47,202	\$ -	\$ 47,202
Alexander Vu	Assistant Development Engineer	\$ 5,075	24	\$ 36,183	\$ -	\$ 36,183
Daniel Sandez	Junior Development Engineer	\$ 4,009	12	\$ 12,027	\$ -	\$ 12,027
TBD	Graduate Student Researcher	\$ 4,354	24	\$ -	\$ 36,000	\$ 36,000
Monthly Direct Labor Totals:				\$ 138,995	\$ 36,000	\$ 174,995

	Energy Commission Funds	Match Share	Total
Direct Labor Grand Totals:	\$ 138,995	\$ 36,000	\$ 174,995

Fringe Benefits

University of California at Riverside

Fringe Benefit Base Description (Employee or Job Classification/Title)	Max. Fringe Benefit Rate (%)	Direct Labor Costs (\$)	Energy Commission Funds	Match Share	Total
Kanok Boriboonsomsin	60.00%	\$ 39,328	\$ 18,091	\$ -	\$ 18,091
Matt Barth	60.00%	\$ 4,255	\$ 383	\$ -	\$ 383
Peng Hao	60.00%	\$ 47,202	\$ 22,717	\$ -	\$ 22,717
Alex Vu	60.00%	\$ 36,183	\$ 18,157	\$ -	\$ 18,157
Daniel Sandez	60.00%	\$ 12,027	\$ 6,364	\$ -	\$ 6,364
Fringe Benefit Totals:		\$ 138,995	\$ 65,712	\$ -	\$ 65,712

Travel

University of California at Riverside

Task No.	Traveler's Name and/or Classification	Departure and Destination	Trip Purpose	Energy Commission Funds	Match Share	Total
3, 4	Principal Investigator and/or Co-Principal Investigator	Riverside to/from Sacramento	3 trips to Sacramento for project meetings	\$ 1,500	\$ -	\$ 1,500
3, 4	TBD/Development Engineers	Riverside to/from Various Ports and Demonstrators	20 trips to the ports and participating demonstrators for ITS Installation, training, and troubleshooting	\$ 1,500	\$ -	\$ 1,500
3, 4	TBD/Development Engineers	Riverside to/from Los Angeles	10 trips to LA Metro and intersections for system installation	\$ 600	\$ -	\$ 600
Totals:				\$ 3,600	\$ -	\$ 3,600

Equipment

University of California at Riverside

Task No.	Description	Purpose	# Units	Unit Cost	Energy Commission Funds	Match Share	Total
					\$ -	\$ -	\$ -
Totals:					\$ -	\$ -	\$ -

Materials & Miscellaneous

University of California at Riverside

Task No.	Description	Purpose	# Units	Unit Cost*	Energy Commission Funds	Match Share	Total
4	Graduate Student Health Insurance Plan	Graduate Student researchers	6	\$ 5,303	\$ -	\$ 31,818	\$ 31,818
4	Communication devices and cables	Intersection instrumentation	10	\$ 500	\$ 5,000	\$ -	\$ 5,000
4	On-board computing devices	Vehicle instrumentation	10	\$ 1,000	\$ 10,000	\$ -	\$ 10,000
4	Radar unit	Vehicle instrumentation	10	\$ 1,000	\$ 10,000	\$ -	\$ 10,000
4	Miscellaneous	Intersection/vehicle instrumentation	Varies	Varies	\$ 5,000	\$ -	\$ 5,000
4	Tablets	Vehicle instrumentation	30	\$ 120	\$ -	\$ 3,600	\$ 3,600
4	26% of Modified total direct costs (Less equip, subs, and other items that do not include OH charges)	Facilities Rental	1	\$ 238,318	\$ 61,971	\$ 9,360	\$ 71,331
Totals:					\$ 91,971	\$ 44,778	\$ 136,749

* Note: Detailed costs for each item shall be provided and approved by CAM before incurring expenses.

Subcontracts

University of California at Riverside

Task No.	Subcontractor Name	Purpose	CA Business Certifications DVBE/ SB/MB/None	Energy Commission Funds	Match Share	Total
				\$ -	\$ -	\$ -
Totals:				\$ -	\$ -	\$ -

Indirect Costs and Profit

University of California at Riverside

Indirect Cost(s)

Name of Indirect Cost	Maximum Rate	Indirect Cost Base Description	Indirect Cost Base Amount	Energy Commission Funds	Match Share	Total
Modified Total Direct Cost	25.00%	Modified Direct Labor	\$ 238,307	\$ 59,577	\$ 9,360	\$ 68,937
Totals:				\$ 59,577	\$ 9,360	\$ 68,937

Profit

(Profit is not allowed for Grant Recipients)

Profit Rate	Profit Base Description	Profit Base Amount	Energy Commission Funds	Match Share	Total
			\$ -	\$ -	\$ -
Totals:			\$ -	\$ -	\$ -