



AUDIT COMMITTEE

Report to the
Board of Harbor Commissioners

DATE: JANUARY 19, 2018
TO: AUDIT COMMITTEE OF THE BOARD OF HARBOR COMMISSIONERS
SUBJECT: CAPITAL IMPROVEMENT PROGRAM REPORT

The following items are transmitted to the Audit Committee:

1. Fiscal Year 2017/2018 CIP Budget to Actual Expenditure Report– This document compares Fiscal Year 2017/2018 CIP budget to actual expenditures through November 2017.
2. CIP Status Report – This document lists current CIP projects, project status, design and construction finish dates, budget, budget and schedule trends, project budget spent to date, percent of project budget spent to date, and comments.

Mark Bleavin FOR

EUGENE D. SEROKA
Executive Director

Attachments:

Transmittal 1: Fiscal Year 2017/2018 CIP Budget to Actual Expenditure Report

Transmittal 2: CIP Status Report (Actuals thru November 2017)

Author: David M. Walsh, P.E.
Chief Harbor Engineer





Fiscal Year 2017/2018 CIP Budget to Actual Expenditure Report

	<u>Budget</u>		<u>Actuals Thru November 2017</u>	<u>Percentage Spent</u>
<u>In-House Labor</u>				
Engineering	\$ 6,420,356	\$	2,364,827	36.8%
Construction	\$ 6,728,231	\$	2,573,154	38.2%
Environmental	\$ 141,204	\$	25,615	18.1%
Const. and Maint.	\$ 948,464	\$	211,228	22.3%
<u>Consultants</u>				
Design Services	\$ 8,497,378	\$	827,860	9.7%
Env. Services	\$ 5,889,077	\$	995,276	16.9%
Construction Mgmt.	\$ 2,288,721	\$	524,797	22.9%
Misc. Prof Services	\$ 507,746	\$	216,291	42.6%
<u>Construction</u>	\$ 39,502,006	\$	12,313,702	31.2%
<u>Miscellaneous</u>				
Materials/Equipment	\$ 7,959,596	\$	779,477	9.8%
Other	\$ 18,786,632	\$	2,638,471	14.0%
<u>Grand Total</u>	\$ 97,669,411	\$	23,470,698	24.0%
			Time Elapsed	41.7%





Summary of Audit Committee Status Report

Total No. of CIP Projects	128
Total Value of CIP Projects	\$985,258,985

Schedule

Number of projects on schedule	102		80%
Number of projects at risk of falling behind schedule	3		2%
Number of projects behind schedule	5		4%
Number of projects on hold	18		14%
Total dollar value of projects on schedule	\$523,894,488		
Percent of total dollar value on schedule	99%		

Budget

Number of projects on budget	104		81%
Number of projects which may exceed budget	3		2%
Number of projects requiring budget adjustment	3		2%
Number of projects on hold	18		14%
Total dollar value of projects on hold	\$453,618,271		
Total dollar value of projects on budget	\$486,839,449		
Percent of total dollar value on budget	92%		

The Engineering Division is currently tracking a total of 128 active Capital projects representing just under \$1 Billion in total project value. From a budget perspective, 104 of these projects, or roughly 81% of all projects, are currently tracking on budget.

The 6 projects that are either over budget or at risk of being over budget include:

- 1) The Berths 93 Cruise Terminal-Customs and Border Protection Project is under review and may need PDC action to adjust the budget;
- 2) The Berth 93 Cruise Terminal Replacement of Elevator No. 6 Project is over budget and needs PDC action to adjust;
- 3) The Berth 93 Cruise Terminal Elevator No. 4 Modernization Project is over budget and needs PDC action to adjust;
- 4) The Berths 121-131 (Yang Ming) Terminal Improvements EIR/EIS is over budget and needs PDC action to adjust;
- 5) The Berths 167-169 MOTEMS (Shell) project is under review and may need PDC action to adjust budget;
- 6) The San Pedro Waterfront-7th Street & Harbor Blvd. Project is under review and may need PDC action to adjust the budget;

There are a total of 5 projects behind schedule and 3 projects at risk of falling behind schedule.

The projects that are behind schedule or are at risk of falling behind schedule include:

- 1) The Berth 93 Cruise Terminal Replacement of Elevator No. 6 Project is delayed and needs PDC action to adjust the schedule;
- 2) The Berth 93 Cruise Terminal Elevator No. 4 Modernization Project is delayed and needs PDC action to adjust the schedule;
- 3) The Berths 121-131 Terminal Redevelopment EIR is under review and may need PDC action to adjust the schedule;

- 4) The Berths 402-403 Expansion Joint Repaving Project is under review and may need PDC action to adjust the schedule;
- 5) The Avalon & Fries Closure Environmental Assessment is delayed and needs PDC action to adjust the schedule;
- 6) The Swinford Street, Front Street, and Regan Street Project is delayed and needs PDC action to adjust the project schedule;
- 7) The Berth 85 Port Police Float System Replacement is under review for type of project delivery method and needs PDC action to adjust the schedule;
- 8) The Tri-Marine Company Lighting Upgrade Project is under review and may need PDC action to adjust the project schedule;

There are a total of 18 projects that are currently on hold representing approximately \$454 M of CIP budget. The projects/programs on hold include the Berth 121-131 Redevelopment (\$118M), Berth 306 Development (\$202M), and various Motems Projects (\$88M)

Audit Committee Status Report

(Actuals Thru: November 2017)

Project Title	Project Status	Design Finish	Percent Design Complete	Constr. Finish	Percent Constr. Complete	Sched. Trend	No. of PDC Revs.	Projected Cost	Spent To Date	Percent Spent To Date	Budg. Trend	No. of PDC Revs.	Comments
I. Terminals													
Berth 90-93 - World Cruise Center													
1. B. 93 - Cruise Terminal - Customs and Border Protection Improvements (2525300)	Construction	02/12/17	100%	02/06/18	90%	✓	3	\$3,211,351	\$2,767,020	86%	⚠	3	Project under evaluation may need PDC action to adjust budget
2. B. 91-93 - Alternative Maritime Power (AMP) Upgrade and Retrofit (2527300)	Construction	03/23/16	100%	06/21/18	60%	✓	3	\$13,840,000	\$7,022,726	51%	✓	1	Jan PDC budget change
3. B. 93 - Replacement of Elevator No. 6 (2528700)	Construction		N/A	02/01/18	99%	✗	5	\$253,796	\$193,194	76%	✗	2	Need PDC action to adjust schedule and budget
4. B. 93 - Elevator No. 4 Modernization (2534600)	Construction		N/A	02/01/18	99%	✗	4	\$245,780	\$206,854	84%	✗	2	Need PDC action to adjust schedule and budget
6. B. 93 - Install Two New Elevators at the Cruise Terminal (2543900)	Design	08/08/18	40%	12/31/19	0%	✓	1	\$3,610,000	\$122,646	3%	✓	1	Dec PDC schedule and budget change
8. B. 91-93 Cruise Terminal - Passenger Access (2546900)	Design	04/12/18	20%	10/09/18	0%	✓		\$100,000	\$3,936	4%	✓		
9. B. 91-92 Cruise Terminal - Escalator Modernization (2547400)	Bid (Adv.) and Award		N/A	12/31/19	0%	✓		\$924,000	\$0	0%	✓		New Work Order C&M deferred Maintenance
BERTH 90-93 - WORLD CRUISE CENTER TOTAL								\$22,184,927	\$10,316,376	47%			
1. B. 100-102 - Marine Operations Building (2454300)	Hold	08/31/14	100%	04/30/17	0%	●		\$13,800,000	\$2,207,039	16%	●		
2. B. 100-102 - Crane Maintenance Building (2502600)	Hold	08/31/14	100%	04/30/17	0%	●		\$5,700,000	\$669,136	12%	●		
3. B. 97 - 109 - China Shipping Container Terminal Supplemental EIR (2535300)	Environmental		N/A	10/31/18	60%	✓	3	\$1,650,000	\$1,072,546	65%	✓	3	Jan PDC schedule and budget change
OTHER TOTAL								\$21,150,000	\$3,948,720	19%			
BERTH 100-102 - CHINA SHIPPING CONTAINER TERMINAL TOTAL								\$21,150,000	\$3,948,720	19%			
Berth 121-131 - Yang Ming Container Terminal													
1. Phase I & II													
1. B. 121-131 - Wharf Upgrades (2449000)	Hold	04/10/16	5%	04/10/18	0%	●		\$106,700,000	\$2,677,686	3%	●		
2. B. 121-131 - West Basin Intermodal Container Transfer Facility (WBICTF) Expansion (2481000)	Hold	04/10/16	0%	04/10/18	0%	●		\$11,100,000	\$434,548	4%	●		
3. B. 121-131 - Terminal Redevelopment - Planning and Environmental (2523200)	Environmental		N/A	08/31/18	75%	⚠	2	\$3,750,000	\$3,129,253	83%	✗	3	Need PDC action to adjust budget and possibly schedule
5. B. 127-131 - Alternative Maritime Power (AMP) Caddy System (2540100)	Hold	07/01/16	25%	12/31/16	0%	●		\$980,000	\$46,160	5%	●		
6. 2001 John S. Gibson Blvd - Yang Ming Administration Building Improvements (2545900)	Construction		N/A	06/02/18	20%	✓		\$600,000	\$69	0%	✓		

Audit Committee Status Report

(Actuals Thru: November 2017)

Project Title	Project Status	Design Finish	Percent Design Complete	Constr. Finish	Percent Constr. Complete	Sched. Trend	No. of PDC Revs.	Projected Cost	Spent To Date	Percent Spent To Date	Budg. Trend	No. of PDC Revs.	Comments
PHASE I & II TOTAL								\$123,130,000	\$6,287,716	5%			
<i>BERTH 121-131 - YANG MING CONTAINER TERMINAL TOTAL</i>								\$123,130,000	\$6,287,716	5%			
Berth 135-147 - TRAPAC Container Terminal													
8. B. 144-145 - Storm Drain Improvements (2547200)	Design	07/04/18	10%	06/29/19	0%	✓		\$58,300	\$0	0%	✓		
<i>BERTH 135-147 - TRAPAC CONTAINER TERMINAL TOTAL</i>								\$58,300	\$0	0%			
Berth 171-181 - Development													
1. B. 174-181 - Electrical Infrastructure Improvements (2544100)	Design	11/01/18	10%	08/01/20	0%	✓	1	\$3,800,000	\$27,011	1%	✓		Dec PDC schedule change
<i>BERTH 171-181 - DEVELOPMENT TOTAL</i>								\$3,800,000	\$27,011	1%			
Berth 212-224 - YTI Container Terminal													
3. B. 212-224 - Intermodal Container Transfer Facility (ICTF) Expansion (2533300)	Completed	04/29/16	100%	12/31/17	100%	✓	1	\$6,455,400	\$3,280,289	51%	✓		Project Completed
6. B. 214 - 220 - Concrete Wharf Inspection and Improvements (2537800)	Design	05/31/18	80%	09/30/20	0%	✓	2	\$10,603,000	\$381,650	4%	✓	2	Dec PDC schedule and budget change
8. B. 218-220 Concrete Pavement Improvement (2546600)	Design	03/31/18	5%	12/31/18	0%	✓		\$837,000	\$104	0%	✓		
<i>BERTH 212-224 - YTI CONTAINER TERMINAL TOTAL</i>								\$17,895,400	\$3,662,043	20%			
Berth 222-236 - Development													
1. B. 226-236 - Terminal Improvements - Planning and Environmental (2524200)	Completed		N/A	10/19/17	100%	✓	5	\$4,269,706	\$3,430,637	80%	✓	2	
2. B. 228-230 - Alternative Maritime Power (AMP) Upgrade and Retrofit (2529400)	Design	03/14/18	90%	09/17/20	0%	✓	4	\$7,000,000	\$230,715	3%	✓		
3. B. 226-236 Terminal Improvements - Wharf and Backlands (2531200)	Design	03/14/18	93%	09/17/20	0%	✓	5	\$36,110,035	\$1,575,582	4%	✓		
4. B. 226-236 - Terminal Infrastructure Reconstruction (2539400)	Design	03/14/18	95%	09/17/20	0%	✓	3	\$11,311,000	\$90,735	1%	✓	1	
5. B. 226 - Electrical Infrastructure for E-Truck Plug-In and LNG Fueling Stations (2544000)	Construction	08/31/17	100%	03/31/18	95%	✓	1	\$200,000	\$53,232	27%	✓	1	
6. B. 226-236 - Advanced Cargo Handling Demonstration (2545300)	Design	03/14/18	5%	06/28/19	0%	✓	1	\$2,000,000	\$17,459	1%	✓		Jan PDC schedule change
<i>BERTH 222-236 - DEVELOPMENT TOTAL</i>								\$60,890,741	\$5,398,361	9%			
Berth 300-306 - Development													

Audit Committee Status Report
(Actuals Thru: November 2017)

Project Title	Project Status	Design Finish	Percent Design Complete	Constr. Finish	Percent Constr. Complete	Sched. Trend	No. of PDC Revs.	Projected Cost	Spent To Date	Percent Spent To Date	Budg. Trend	No. of PDC Revs.	Comments
1. RB 301-305 - Buildings, Gates, and Backland Development (2489000)	Hold	08/04/17	2%	01/21/20	0%	●		\$30,000,000	\$617,429	2%	●		
2. B. 306 - Wharf and Backland Development (2489100)	Hold	02/01/17	59%	01/21/20	0%	●		\$163,000,000	\$1,147,099	1%	●		
3. B. 306 - Alternative Maritime Power (AMP) (2506800)	Hold	02/01/17	50%	01/31/20	0%	●		\$9,090,000	\$38,027	0%	●		
BERTH 300-306 - DEVELOPMENT TOTAL								\$202,090,000	\$1,802,555	1%			
Berth 400-409 - Development													
1. B. 402-403 - Expansion Joint Repaving (2536300)	Construction	08/09/16	100%	02/28/18	10%	⚠	3	\$287,000	\$54,200	19%	✓	1	Project under review may need PDC action to adjust schedule
3. Pier 400 - Storage Tracks Expansion (2543500)	Environmental	11/30/18	0%	11/30/18	0%	✓		\$100,000	\$25,310	25%	✓		
BERTH 400-409 - DEVELOPMENT TOTAL								\$387,000	\$79,510	21%			
Motems													
1. B. 238-239 - MOTEMS - PBF Energy (2489900)	Design	09/10/18	1%	03/09/20	0%	✓	1	\$25,675,000	\$2,504,999	10%	✓		
2. B. 167-169 - MOTEMS- Shell (2493600)	Design	01/28/19	90%	01/24/22	0%	✓	3	\$22,540,338	\$3,834,924	17%	⚠		Project under evaluation. May need PDC action to adjust budget
3. B. 163 - MOTEMS- NuStar (2493700)	Hold	07/02/18	0%	06/08/20	0%	●	1	\$23,976,000	\$1,396,814	6%	●		
4. B. 148-151 - MOTEMS- Phillips 66 (2493800)	Environmental	09/30/19	0%	03/29/21	0%	✓	2	\$24,626,142	\$2,210,717	9%	✓		Jan PDC schedule change
5. B. 164 - MOTEMS - Valero (2493900)	Design	10/08/18	40%	04/09/20	0%	✓	2	\$26,655,000	\$2,466,261	9%	✓	1	Dec PDC schedule and budget change
6. B. 187-191 - MOTEMS- Vopak (2494000)	Hold	02/16/17	0%	01/10/19	0%	●		\$61,561,271	\$2,902,303	5%	●		
9. B. 187-190 - MOTEMS Repairs - Vopak (2524600)	Hold	09/03/17	25%	12/05/18	0%	●	2	\$3,575,000	\$447,720	13%	●		
10. B. 148-149 - MOTEMS Repairs - Phillips 66 (2539800)	Design	02/03/18	98%	08/05/19	0%	✓	1	\$1,920,000	\$252,375	13%	✓		
11. B. 163 - 164 - MOTEMS Repairs - Phase 2 (2548300)	Planning	05/06/18	0%	01/15/19	0%	✓		\$600,000	\$0	0%	✓		New work order Jan PDC
MOTEMS TOTAL								\$191,128,751	\$16,016,113	8%			
Miscellaneous Terminal Improvements													
1. B. 196-199 - Wharf Rehabilitation (2516600)	Construction	02/22/16	100%	11/19/18	18%	✓	4	\$14,300,000	\$3,771,655	26%	✓	3	
3. B. 240 A, B, & C - Seawall Improvements - PBF Energy (2537600)	Bid (Adv.) and Award	10/16/17	100%	11/06/18	0%	✓	1	\$4,500,000	\$336,844	7%	✓		

Audit Committee Status Report

(Actuals Thru: November 2017)

Project Title	Project Status	Design Finish	Percent Design Complete	Constr. Finish	Percent Constr. Complete	Sched. Trend	No. of PDC Revs.	Projected Cost	Spent To Date	Percent Spent To Date	Budg. Trend	No. of PDC Revs.	Comments
4. B. 177-178 - Wharf Restoration (2538900)	Design	10/31/18	1%	10/31/19	0%	✓	1	\$7,400,000	\$8,768	0%	✓	1	
5. New Dredge Material Disposal Site (2542800)	Planning		N/A	07/31/21	10%	✓		\$248,000	\$4,881	2%	✓		
6. B. 179-181 Wharf and Bollard Repair (2543300)	Design	01/30/18	80%	09/30/18	0%	✓	1	\$1,140,000	\$75,193	7%	✓		
7. B. 243-245 - Confined Disposal Facility Modifications (2547700)	Design	03/01/18	10%	07/01/23	0%	✓		\$2,500,000	\$0	0%	✓		New work order Dec PDC
8. R.B. 206-209 - Demolition (2547800)	Planning	02/28/19	0%	05/31/20	0%	✓		\$3,310,000	\$0	0%	✓		New work order Dec PDC
9. RB 147 - 151 - Sanitary Sewer Rehabilitation (2548200)	Planning	07/31/18	0%	01/31/19	0%	✓		\$420,000	\$0	0%	✓		New work order Jan PDC
MISCELLANEOUS TERMINAL IMPROVEMENTS TOTAL								\$33,818,000	\$4,197,340	12%			
TERMINALS TOTAL								\$676,533,119	\$51,735,744	8%			
II. Transportation													
Transportation Improvements													
8. Avalon and Fries Street Closures Environmental Assessment (2516700)	Hold		N/A	06/30/17	99%	✗	1	\$779,650	\$435,066	56%	✓		Need PDC action to adjust schedule
9. At-Grade Rail Crossing Protection System for Anaheim St. Rail Crossing of McFarland Lead Track (2524100)	Construction	08/31/15	100%	03/31/18	40%	✓	3	\$463,623	\$246,961	53%	✓	2	
10. SCIG Bridge and Road Review (2532200)	Hold	06/30/16	95%		N/A	●		\$200,000	\$99,414	50%	●		
11. State Route 47/Vincent Thomas Bridge & Front St./Harbor Blvd Interchange Reconfiguration (2533400)	Planning	09/30/20	0%		N/A	✓	2	\$31,050,000	\$693,752	2%	✓	1	Dec PDC schedule and budget change
12. West Basin Lead Track Gap Closure (2536600)	Design	10/31/18	85%	09/01/20	0%	✓	2	\$10,056,000	\$471,283	5%	✓	1	
13. Navy Way Speed Hump Reconstruction and Restriping (2538300)	Bid (Adv.) and Award	07/31/17	100%	03/29/19	0%	✓	3	\$1,850,000	\$47,406	3%	✓	1	
14. Water Street Resurfacing (2538500)	Bid (Adv.) and Award	03/10/17	100%	03/29/19	0%	✓	2	\$800,000	\$60,998	8%	✓		
15. Reeves Avenue Resurfacing (2538700)	Bid (Adv.) and Award	02/10/17	100%	05/31/19	0%	✓	2	\$660,000	\$28,760	4%	✓		
16. Miner Street Resurfacing (2538800)	Bid (Adv.) and Award	04/07/17	100%	04/05/19	0%	✓	1	\$500,000	\$40,825	8%	✓		
17. B. 200 - Rail Yard and Track Connections Enhancements (2540800)	Bid (Adv.) and Award	09/30/17	100%	07/31/19	0%	✓	3	\$3,000,000	\$330,015	11%	✓	1	Dec PDC schedule change
19. Waterside Emergency Access - Various Locations (2542400)	Construction	09/15/17	100%	06/30/18	20%	✓		\$70,000	\$31,101	44%	✓		
20. Pier A - Street Resurfacing (2542900)	Design	01/31/18	60%	07/31/18	0%	✓		\$1,200,000	\$8,434	1%	✓		

Audit Committee Status Report

(Actuals Thru: November 2017)

Project Title	Project Status	Design Finish	Percent Design Complete	Constr. Finish	Percent Constr. Complete	Sched. Trend	No. of PDC Revs.	Projected Cost	Spent To Date	Percent Spent To Date	Budg. Trend	No. of PDC Revs.	Comments
21. Swinford Street, Front Street, and Regan Street - Resurfacing Project (2543100)	Design	12/29/17	85%	06/29/18	0%	✘		\$850,000	\$10,867	1%	✔		Need PDC action to adjust schedule
23. Alameda Street & Dispatch Hall Driveway Traffic Signal (2544900)	Design	01/31/18	90%	06/30/18	0%	✔		\$610,000	\$57,156	9%	✔		
TRANSPORTATION IMPROVEMENTS TOTAL								\$52,089,273	\$2,562,038	5%			
TRANSPORTATION TOTAL								\$52,089,273	\$2,562,038	5%			
III. Security													
Homeland Security													
2. Port Police 700 MHz Radio System - Phase I (2542000)	Construction		N/A	08/30/18	50%	✔	2	\$1,202,310	\$0	0%	✔	1	
3. Port Police 700 MHz Radio System - Phase II (2542100)	Bid (Adv.) and Award		N/A	09/30/20	0%	✔		\$7,884,574	\$410	0%	✔	1	
4. Port Police - LAPD LAN Network Connection (2546100)	Construction		N/A	02/07/18	40%	✔		\$88,525	\$21,300	24%	✔		
5. Port Police - Catalina Island Radio Repeater Site (2546500)	Construction		N/A	06/30/18	25%	✔		\$343,000	\$0	0%	✔		
6. Port Police - Integrated Computer Aided Dispatch and Records Management System (CAD/RMS) (2547900)	Planning		N/A	11/02/19	0%	✔		\$2,556,715	\$0	0%	✔		New work order Dec PDC
7. Port Police - Fixed License Plate Reader (LPR) System (2548000)	Planning		N/A	12/31/19	0%	✔		\$529,200	\$0	0%	✔		New work order Dec PDC
HOMELAND SECURITY TOTAL								\$12,604,324	\$21,710	0%			
SECURITY TOTAL								\$12,604,324	\$21,710	0%			
IV. Public Access/Environmental Enhancements													
Port-Wide Public Enhancements													
1. Front Street Beautification (2504700)	Construction	08/31/15	100%	09/30/19	5%	✔	2	\$7,300,000	\$1,937,608	27%	✔	1	Dec PDC schedule and budget change
PORT-WIDE PUBLIC ENHANCEMENTS TOTAL								\$7,300,000	\$1,937,608	27%			
Los Angeles Waterfront													
1. San Pedro Waterfront													
1. San Pedro Waterfront - Harbor Boulevard (SP Slip to 22nd St.) Roadway Improvements (2488200)	Hold	07/01/18	0%	01/03/21	0%	●		\$22,000,000	\$1,469,209	7%	●	1	
3. San Pedro Waterfront - B. 57 - Wharf Demolition, Seawall Repair, and Street Improvements (2500600)	Planning	06/30/20	0%	06/30/22	0%	✔	1	\$21,725,000	\$3,111,218	14%	✔	1	

Audit Committee Status Report

(Actuals Thru: November 2017)

Project Title	Project Status	Design Finish	Percent Design Complete	Constr. Finish	Percent Constr. Complete	Sched. Trend	No. of PDC Revs.	Projected Cost	Spent To Date	Percent Spent To Date	Budg. Trend	No. of PDC Revs.	Comments
4. San Pedro Waterfront - Sampson Way Roadway Improvements - 7th Street & Harbor Blvd. Intersection (2509400)	Construction	02/22/16	100%	08/28/18	54%	✓	2	\$14,800,000	\$8,650,649	58%	⚠	1	Project under evaluation. May need PDC action to adjust budget
5. San Pedro Waterfront - B. 57 - AltaSea Environmental Assessment (2531800)	Environmental		N/A	02/28/18	70%	✓	1	\$1,000,000	\$155,347	16%	✓		
6. San Pedro Waterfront - Ports O' Call Promenade and Town Square (2532100)	Design	09/01/18	40%	09/03/21	0%	✓	3	\$35,000,000	\$1,465,625	4%	✓	1	Jan PDC budget change
7. San Pedro Waterfront - B. 79 - Buildings and Floats Demolition (2538000)	Design	09/01/18	5%	09/03/21	0%	✓	2	\$488,000	\$9,193	2%	✓		
8. San Pedro Waterfront - B. 80-83 - Buildings and Floats Demolition (2538100)	Design	09/01/18	30%	09/03/21	10%	✓	2	\$1,733,000	\$102,195	6%	✓		
9. San Pedro Waterfront - B. 78 - Chevron Clean-up (2538200)	Design	09/01/18	90%	09/03/21	0%	✓	2	\$1,500,000	\$84,229	6%	✓		
10. San Pedro Waterfront - B. 80-83 - Waterside Improvements (2539000)	Design	09/01/18	5%	09/03/21	0%	✓	2	\$5,700,000	\$6,209	0%	✓		
11. San Pedro Waterfront - Harbor Boulevard From Miner Street to SP Slip Roadway Improvements (2543000)	Design	09/18/18	45%	03/20/20	0%	✓	1	\$6,000,000	\$165,698	3%	✓		Dec PDC schedule change
13. Harbor Boulevard - Automated Public Toilet Retrofits (2546000)	Construction		N/A	06/30/18	30%	✓		\$200,000	\$79,130	40%	✓		
14. Cabrillo Way Marina - Water Leak Detection System (2546700)	Bid (Adv.) and Award		N/A	06/30/18	0%	✓		\$280,000	\$0	0%	✓		
15. San Pedro Waterfront - Downtown Harbor Water Cut Sheet Piling Movement Investigation for Repair (2547500)	Planning		N/A	02/20/18	10%	✓		\$30,000	\$0	0%	✓		New work order
16. San Pedro Waterfront - 34.5KV Electric Utility Service (2548400)	Planning	01/31/19	0%	01/31/20	0%	✓		\$4,000,000	\$0	0%	✓		New work order Jan PDC
SAN PEDRO WATERFRONT TOTAL								\$114,456,000	\$15,298,702	13%			
2. Wilmington Waterfront Development													
1. Wilmington Waterfront Park Street Vacations (2525600)	Design	01/02/19	60%		N/A	✓	3	\$195,000	\$98,312	50%	✓	1	
3. Wilmington Waterfront Promenade (2533000)	Design	04/30/18	78%	10/31/20	0%	✓	1	\$52,700,000	\$2,466,100	5%	✓	1	
4. Wilmington Waterfront - Avalon Promenade and Gateway (2537700)	Design	03/27/19	11%	10/01/21	0%	✓	2	\$23,800,000	\$1,351,183	6%	✓	1	Jan PDC schedule change
5. Wilmington Waterfront Signage Improvements (2538600)	Bid (Adv.) and Award	10/31/17	100%	07/30/18	0%	✓	1	\$600,000	\$92,574	15%	✓		
6. Wilmington Waterfront - West End Park Improvements (2543200)	Design	03/31/18	40%	03/31/19	0%	✓		\$481,000	\$28,301	6%	✓		
7. Wilmington Waterfront - Site Characterization Assessments (2545600)	Environmental		N/A	09/30/18	5%	✓		\$500,000	\$2,701	1%	✓		
WILMINGTON WATERFRONT DEVELOPMENT TOTAL								\$78,276,000	\$4,039,171	5%			
LOS ANGELES WATERFRONT TOTAL								\$192,732,000	\$19,337,873	10%			

Audit Committee Status Report

(Actuals Thru: November 2017)

Project Title	Project Status	Design Finish	Percent Design Complete	Constr. Finish	Percent Constr. Complete	Sched. Trend	No. of PDC Revs.	Projected Cost	Spent To Date	Percent Spent To Date	Budg. Trend	No. of PDC Revs.	Comments
PUBLIC ACCESS/ENVIRONMENTAL ENHANCEMENTS TOTAL								\$200,032,000	\$21,275,481	11%			
V. Maritime Services													
Harbor Department Facilities													
1. B. 161 - Marine Ways Modifications (2486100)	Bid (Adv.) and Award	12/31/17	100%	01/31/19	0%	✓	3	\$2,020,000	\$410,747	20%	✓	1	
2. Harbor Administration Building - HVAC Replacement (2509600)	Design	11/30/18	80%	05/29/20	0%	✓	3	\$9,500,000	\$411,138	4%	✓	1	
4. Harbor Administration Building - 4th Floor Work Space Solutions (2517900)	Design	08/31/18	1%	12/20/19	0%	✓	2	\$3,667,200	\$85,248	2%	✓	2	
5. Harbor Administration Building - 1st Floor and Mail Room Furniture (2518000)	Hold	12/31/14	10%	12/31/16	0%	●	1	\$221,000	\$41,109	19%	●		
6. Harbor Administration Building - 2nd Floor Information Technology Furniture (2518100)	Hold	12/31/14	10%	12/31/16	0%	●	1	\$221,000	\$38,665	17%	●		
7. Harbor Administration Building - 3rd Floor Furniture Removal & Installation (2518200)	Hold	12/31/14	30%	12/31/16	0%	●	1	\$1,065,000	\$82,062	8%	●		
9. Klein Billing and Port Pilot Systems Enhancement (2532400)	Construction		N/A	08/31/20	20%	✓	1	\$1,618,000	\$381,941	24%	✓	1	
10. Web-Based Construction Management System (2532900)	Construction	09/30/17	100%	02/28/18	10%	✓	3	\$339,000	\$72,096	21%	✓	1	
15. Harbor Administration Building - IT HVAC Emergency Back Up Unit (2539200)	Construction		N/A	03/31/18	30%	✓	2	\$466,000	\$206,676	44%	✓	2	
18. B. 186 - Banning's Landing HVAC System Upgrade (2541000)	Construction		N/A	04/30/18	95%	✓	2	\$400,000	\$190,609	48%	✓		
19. B. 260 - Port Police Dive House Improvements (2541500)	Hold		N/A	04/30/17	0%	●		\$395,000	\$23,178	6%	●		
22. B. 161 - Elevator Modernization (2542500)	Construction	01/04/17	100%	07/31/18	1%	✓	2	\$241,000	\$0	0%	✓	1	
25. B. 161 - Installation of Electrical Vehicle Chargers (2544400)	Construction	05/04/17	100%	02/16/18	75%	✓		\$150,000	\$49,162	33%	✓		
27. 239 North Avalon - EV Charger Outlets Installation (2544700)	Hold	09/01/17	100%	10/13/17	0%	●		\$34,000	\$6,382	19%	●		
29. Harbor Administration Building - New Skylight at Penthouse Roof (2545100)	Construction	08/19/17	100%	04/30/18	40%	✓		\$93,000	\$2,006	2%	✓		
30. B. 161 - C&M Maintenance Yard Carpenter Shop Remodel (2545200)	Construction	07/11/17	100%	10/31/18	25%	✓		\$910,000	\$369,564	41%	✓		
31. Harbor Administrative Building - Garage Doors Replacement (2545500)	Design	02/09/18	90%	11/30/18	0%	✓	1	\$307,000	\$21,221	7%	✓	1	Jan PDC scope schedule and budget change
32. B. 161 - Renovate Office Building (2545700)	Design	08/15/18	40%	03/27/19	0%	✓		\$1,000,000	\$41,819	4%	✓		
33. 272 South Fries Ave - Building Improvements (2545800)	Construction		N/A	09/30/18	2%	✓		\$800,000	\$16,578	2%	✓		

Audit Committee Status Report

(Actuals Thru: November 2017)

Project Title	Project Status	Design Finish	Percent Design Complete	Constr. Finish	Percent Constr. Complete	Sched. Trend	No. of PDC Revs.	Projected Cost	Spent To Date	Percent Spent To Date	Budg. Trend	No. of PDC Revs.	Comments
34. 514 Pier A Street - Soils Lab Interior Upgrades (2546200)	Bid (Adv.) and Award		N/A	08/30/18	0%	✓		\$150,000	\$0	0%	✓		
35. 514 Pier A Street - Soils Lab Elevator Modernization (2546400)	Construction		N/A	09/01/18	2%	✓		\$150,000	\$0	0%	✓		
36. B. 161 - Warehouse Lighting Overhaul (2546800)	Construction		N/A	05/31/18	1%	✓		\$170,000	\$0	0%	✓		
37. Harbor Administration Building - Exterior Landscaping (2547000)	Bid (Adv.) and Award	12/22/17	100%	02/17/18	0%	✓		\$100,000	\$8,724	9%	✓		
38. Harbor Administration Building - 3rd Floor Conference Rooms Upgrades (2547300)	Design	01/31/18	1%	06/01/18	0%	✓		\$30,000	\$104	0%	✓		
HARBOR DEPARTMENT FACILITIES TOTAL								\$24,047,200	\$2,459,029	10%			
Miscellaneous Projects													
2. B. 84 - Maritime Museum Wharf Rehabilitation (2526200)	Construction	01/29/16	100%	01/31/18	95%	✓	2	\$3,900,000	\$1,571,747	40%	✓		
3. 300 Water Street - Office Building Re-Roof and Cooling Tower Replacement (2528900)	Bid (Adv.) and Award		N/A	12/31/18	0%	✓	2	\$940,500	\$34,168	4%	✓	2	
4. Ports O'Call - American Disability Act Compliant Restrooms (2531700)	Construction	08/30/15	100%	05/31/18	95%	✓	5	\$1,241,240	\$1,176,187	95%	✓	2	Dec PDC schedule and budget adjustment
5. B. 85 - Port Police Float System Replacement (2534900)	Bid (Adv.) and Award		N/A	12/24/17	0%	✗	1	\$1,500,000	\$0	0%	✓	1	Project under evaluation for delivery method. Need PDC action to adjust schedule
7. B. 72 - Municipal Fish Market - Chiller Unit Electrical Replacement (2540300)	Construction	11/03/16	100%	06/30/18	95%	✓		\$92,000	\$45,888	50%	✓		
9. B. 270-271 - Sea Wall Enhancement (2540900)	Design	06/04/18	80%	03/06/20	0%	✓		\$2,500,000	\$70,200	3%	✓		
10. Badger Avenue Bridge Conley Joints Purchase (2541200)	Construction		N/A	03/31/18	1%	✓	1	\$460,329	\$0	0%	✓		
11. Badger Avenue Bridge Elevator Cars Modernization (2541400)	Completed		N/A	12/31/17	100%	✓	1	\$583,000	\$377,362	65%	✓	1	Project completed
12. FY 17/18 CIP Deferred Maintenance Projects (2542600)	Planning		N/A		N/A	✓		\$3,631,425	\$0	0%	✓		
14. B. 72 - Municipal Fish Market Door Replacement (2543800)	Construction	02/13/17	100%	01/31/18	95%	✓		\$247,000	\$86,308	35%	✓		
15. Tri-Marine Fish Company Lighting Upgrade (2545000)	Construction	07/25/17	100%	01/15/18	50%	⚠		\$80,000	\$8,590	11%	✓		
16. POLA Sidewalk Repair Program - Sidewalk within POLA Facilities (2546300)	Design	12/31/21	10%	06/30/22	0%	✓		\$3,600,000	\$0	0%	✓		
17. B. 155A - Building Improvements (2547100)	Planning		N/A	06/30/19	0%	✓		\$998,575	\$0	0%	✓		
18. Vincent Thomas Bridge Air Gap Sensor Electrical Installation (2547600)	Construction		N/A	07/01/18	1%	✓		\$98,000	\$0	0%	✓		New work order
19. Cabrillo Way Marina - Electrical Service Meter Separation (2548100)	Design	04/24/18	1%	07/24/18	0%	✓		\$81,000	\$0	0%	✓		New work order

Audit Committee Status Report

(Actuals Thru: November 2017)

Project Title	Project Status	Design Finish	Percent Design Complete	Constr. Finish	Percent Constr. Complete	Sched. Trend	No. of PDC Revs.	Projected Cost	Spent To Date	Percent Spent To Date	Budg. Trend	No. of PDC Revs.	Comments
MISCELLANEOUS PROJECTS TOTAL								\$19,953,069	\$3,370,448	17%			
MARITIME SERVICES TOTAL								\$44,000,269	\$5,829,477	13%			
CIP TOTAL COST								\$985,258,985	\$81,424,450	8%			