



AUDIT COMMITTEE

Report to the
Board of Harbor Commissioners

Item #3a

DATE: JUNE 12, 2015
TO: AUDIT COMMITTEE OF THE BOARD OF HARBOR COMMISSIONERS
SUBJECT: CAPITAL IMPROVEMENT PROGRAM REPORT

The following items are transmitted to the Audit Committee:

1. Fiscal Year 2014/2015 CIP Budget to Actual Expenditure Report Expenditures– This document compares Fiscal Year 2014/2015 CIP budget to actual expenditures through April 2015.
2. CIP Status Report – This document lists current CIP projects, project status, design and construction finish dates, budget, budget and schedule trends, project budget spent to date, percent of project budget spent to date, and comments.



EUGENE D. SEROKA
Executive Director

Attachments:

Transmittal 1: Fiscal Year 2014/2015 CIP Budget to Actual Expenditure Report

Transmittal 2: CIP Status Report (Actuals thru April 2015)

Author: D. Walsh, Engineering




Fiscal Year 2014/2015 CIP Budget to Actual Expenditure Report

		<u>Budget</u>		<u>Actuals Thru</u> <u>April 2015</u>	<u>Percentage Spent</u>
<u>In-House Labor</u>					
Engineering	\$	7,886,015	\$	5,103,245	64.7%
Construction	\$	8,251,780	\$	6,113,303	74.1%
Environmental	\$	544,708	\$	184,505	33.9%
Const. and Maint.	\$	2,587,915	\$	960,362	37.1%
<u>Consultants</u>					
Design Services	\$	15,973,478	\$	7,179,912	44.9%
Env. Services	\$	13,546,969	\$	2,013,004	14.9%
Construction Mgmt.	\$	14,084,825	\$	7,427,314	52.7%
Misc. Prof Services	\$	1,224,211	\$	213,712	17.5%
<u>Construction</u>	\$	177,944,799	\$	124,550,979	70.0%
<u>Miscellaneous</u>					
Materials/Equipment	\$	8,042,785	\$	2,938,195	36.5%
Other	\$	30,875,533	\$	11,438,552	37.0%
<u>Grand Total</u>	\$	280,963,018	\$	168,123,083	59.8%
				Time Elapsed	83.3%

Summary of Audit Committee Status Report

Total No. of CIP Projects	126
Total Value of CIP Projects	\$1,340,046,868

Schedule

Number of projects on schedule	109		87%
Number of projects at risk of falling behind schedule	6		5%
Number of projects behind schedule	11		9%
Total dollar value of projects on schedule	\$1,034,451,343		
Percent of total dollar value on schedule	77%		

Budget

Number of projects on budget	122		97%
Number of projects which may exceed budget	0		0%
Number of projects requiring budget adjustment	4		3%
Total dollar value of projects on budget	\$1,330,077,344		
Percent of total dollar value on budget	99%		

The Engineering Division is currently tracking a total of 126 active Capital projects representing just over \$1.34B in total project value. From a budget perspective, 122 of these projects, or roughly 97% of all projects, are currently tracking on budget.

The 4 projects that are either over budget or at risk of being over budget are:

- 1) Berths 196-199 & 200A - Wharf Rehabilitation project is being revised for both cost and schedule. This item was brought to the June PDC meeting. No action was taken and a request was made to return to the July PDC with further rate of return analysis;
- 2) The Port Pilot Station Backup Generator and Electrical System Upgrade which may require additional service equipment upgrade at the request of DWP;
- 3) The Cabrillo Beach Eel Grass Mitigation Site. Contractor quote exceeded estimate and is under evaluation;
- 4) The 338 Cannery St. Admin Bldg HVAC Upgrade is over budget by approx. \$50K and is currently under evaluation;

From a schedule tracking perspective, projects at risk of falling behind schedule include:

- 1) Six projects in the MOTEMS Program that are currently working through the lease/permit extension process and staff has decided not to advance the projects until the Board of Harbor Commissioners approve the new permits;

Projects that are behind schedule include:

- 1) Three projects for the B. 121-131 (Yang Ming) Terminal Improvements are under re-evaluation of the projects alignment with the Business Development Plan; and also there are new scope elements under consideration for the EIR/EIS;
- 2) B. 226-232 (Everport) wharf paving is awaiting the project area to be made available;

- 3) Berths 196-199 & 200A - Wharf Rehabilitation project is being revised for both cost and schedule. This item was brought to the June PDC meeting. No action was taken and a request to return to the July PDC with further rate of return analysis;
- 4) The Cabrillo Beach Eel Grass Mitigation Site project is under evaluation and has been deferred to next fiscal year;
- 5) Four projects in the SNAP Program that are delayed due to a re-evaluation of the space needs of the HAB Building;
- 6) The Port Pilot Station Backup Generator and Electrical System Upgrade is on hold pending Port Pilot facility study results which is expected by the end of this calendar year;

Audit Committee Status Report

Actuals Thru: April 2015

Project Title	Project Status	Design Finish	Percent Design Complete	Construction Finish	Percent Constr. Complete	Schedule Trend	Projected Cost	Spent To Date	Percent Spent To Date	Budget Trend	Comments
I. Terminals											
Berth 90-93 - World Cruise Center											
4. B. 93 - Cruise Terminal - Customs and Border Protection Improvements (2525300)	Design	06/30/16	5%	02/28/18	0%	✓	\$2,740,000	\$121,424	4%	✓	
5. B. 91-93 - Alternative Maritime Power (AMP) Upgrade and Retrofit (2527300)	Design	06/27/15	60%	06/26/17	0%	✓	\$12,890,000	\$123,132	1%	✓	
6. B. 91-92 - Replacement of Elevator No. 1 (2528400)	Bid and Award		N/A	06/30/16	0%	✓	\$96,000	\$0	0%	✓	
7. B. 93 - Replacement of Elevator No. 1 (2528600)	Bid and Award		N/A	06/30/16	0%	✓	\$90,000	\$17,914	20%	✓	
8. B. 93 - Replacement of Elevator No. 6 (2528700)	Bid and Award		N/A	06/30/16	0%	✓	\$180,000	\$0	0%	✓	
9. B. 93 - Cruise Terminal Water Line Replacement (2529700)	Construction		N/A	09/30/15	55%	✓	\$750,000	\$310,747	41%	✓	
10. B. 93 - Elevator No. 4 Modernization (2534600)	Planning		N/A	06/24/16	0%	✓	\$125,000	\$0	0%	✓	
11. B. 90-93 Cruise Terminal - Conceptual Planning and Preliminary Engineering (2535200)	Planning		N/A	07/31/15	5%	✓	\$95,000	\$0	0%	✓	
12. B. 53-55 - Cruise Ship Fendering Improvements (2535600)	Planning	06/10/15	0%	10/02/15	0%	✓	\$260,000	\$0	0%	✓	New Project June PDC Mtg
BERTH 90-93 - WORLD CRUISE CENTER TOTAL							\$17,226,000	\$573,218	3%		
Berth 100-102 - China Shipping Container Terminal											
1. B. 100-102 - Marine Operations Building (2454300)	Bid and Award	08/31/14	100%	04/30/17	0%	✓	\$13,800,000	\$1,997,867	14%	✓	
3. B. 100-102 - Crane Maintenance Building (2502600)	Bid and Award	08/31/14	100%	04/30/17	0%	✓	\$5,700,000	\$567,442	10%	✓	
OTHER TOTAL							\$19,500,000	\$2,565,329	13%		
BERTH 100-102 - CHINA SHIPPING CONTAINER TERMINAL TOTAL							\$19,500,000	\$2,565,329	13%		
Berth 121-131 - Yang Ming Container Terminal											
1. Phase I & II											
1. B. 121-131 - Wharf Upgrades (2449000)	Planning	04/10/16	0%	04/10/18	0%	✗	\$106,700,000	\$2,410,111	2%	✓	
2. B. 121-131 - West Basin Intermodal Container Transfer Facility (WBCTF) Expansion (2481000)	Hold	04/10/16	0%	04/10/18	0%	✗	\$11,100,000	\$434,548	4%	✓	
4. B. 121-131 - Terminal Redevelopment - Planning and Environmental (2523200)	Environmental		N/A	04/15/16	40%	✗	\$3,200,000	\$934,079	29%	✓	

**Audit Committee Status Report
Actuals Thru: April 2015**

5. B. 121 - Yang Ming Administration Building Re-roof (2528800)	Bid and Award		N/A	06/30/16	0%	✓	\$255,000	\$0	0%	✓
7. B. 121-126 - Electrical Upgrades - Vacuum Breakers (2533600)	Planning		N/A	06/24/16	0%	✓	\$550,000	\$0	0%	✓
PHASE I & II TOTAL							\$121,805,000	\$3,778,739	3%	
BERTH 121-131 - YANG MING CONTAINER TERMINAL TOTAL							\$121,805,000	\$3,778,739	3%	
Berth 135-147 - TRAPAC Container Terminal										
2. B. 142-143 - Backland Improvements - Phases 2-4 (2449800)	Construction	09/09/13	100%	03/22/17	35%	✓	\$143,422,405	\$53,654,881	37%	✓
3. B. 142-147 - ICTF (2455100)	Construction	09/08/13	100%	02/02/16	30%	✓	\$85,865,560	\$31,587,897	37%	✓
4. RB 136-139 - Terminal Buildings & Main Gate (2458500)	Construction	08/22/12	100%	07/10/15	85%	✓	\$80,000,000	\$64,297,888	80%	✓
7. B. 134-135 - Backland Expansion (S-acre) (2513800)	Design	01/27/16	80%	04/21/17	0%	✓	\$10,753,500	\$212,974	2%	✓
10. B. 142 - Crane Maintenance Building (2517700)	Bid and Award	01/31/15	100%	08/02/16	0%	✓	\$5,680,302	\$608,806	11%	✓
11. B. 212 - Underground Valves Replacement (2534300)	Planning		N/A	06/24/16	0%	✓	\$81,820	\$0	0%	✓
BERTH 135-147 - TRAPAC CONTAINER TERMINAL TOTAL							\$325,803,687	\$150,372,446	46%	
Berth 212-224 - YTI Container Terminal										
3. B. 214 - 220 - Redevelopment (2519800)	Bid and Award	03/25/15	100%	05/12/17	0%	✓	\$49,575,140	\$2,372,515	5%	✓
5. B. 214-220 - Alternative Maritime Power (AMP) Improvements (2532500)	Bid and Award	03/25/15	100%	05/12/17	0%	✓	\$7,705,140	\$6,268	0%	✓
6. B. 212-224 - Intermodal Container Transfer Facility (ICTF) Expansion (2533300)	Design	06/30/15	80%	03/03/17	0%	✓	\$6,455,400	\$10,555	0%	✓
7. B. 214-220 - 480V Main Breakers Replacement (2533500)	Bid and Award	02/12/15	100%	05/12/17	0%	✓	\$1,500,000	\$4,213	0%	✓
BERTH 212-224 - YTI CONTAINER TERMINAL TOTAL							\$65,235,680	\$2,393,551	4%	
Berth 222-236 - Development										
4. B. 226-236 - Leak Detection And Warning System (2519400)	Construction	03/24/14	100%	06/12/16	1%	✓	\$300,000	\$50,119	17%	✓
5. B. 226-236 - Terminal Improvements - Planning and Environmental (2524200)	Environmental		N/A	07/01/16	20%	✓	\$3,360,000	\$606,914	18%	✓
8. B. 226-232 - EverPort Wharf Pavement Resurfacing and Striping (2527700)	Hold	08/15/14	100%	11/21/14	0%	✗	\$1,600,000	\$3,153	0%	✓
9. B. 226-230 - Alternative Maritime Power (AMP) Upgrade and Retrofit (2529400)	Design	06/10/16	30%	12/10/18	0%	✓	\$7,000,000	\$17,585	0%	✓

**Audit Committee Status Report
Actuals Thru: April 2015**

Miscellaneous Terminal Improvements											
2. B. 196-198 & 200A - Wharf Rehabilitation (2516600)	Hold	11/21/14	90%	11/01/16	N/A	⊗	\$8,794,299	\$1,430,601	16%	⊗	June PDC action under further review
6. B. 154-155 - Paint Warehouses (2528200)	Construction		N/A	06/30/15	85%	✓	\$800,000	\$341,471	43%	✓	
7. B. 179-180 - Warehouse Re-roof (2529000)	Bid and Award		N/A	06/30/16	0%	✓	\$600,000	\$6,685	1%	✓	
8. B. 154-155 Warehouse Doors and Windows Upgrades (2529200)	Completed		N/A	05/18/15	100%	✓	\$250,000	\$202,122	81%	✓	project completed under budget
9. B. 194 - Sea Wall Improvements (2530100)	Construction	07/25/14	N/A	09/30/15	5%	✓	\$200,000	\$0	0%	✓	
10. B. 153-155 - Water and Sewer Line Replacement (2531500)	Construction		N/A	06/30/15	75%	✓	\$328,732	\$309,601	94%	✓	
MISCELLANEOUS TERMINAL IMPROVEMENTS TOTAL											
							\$10,973,031	\$2,290,481	21%		
TERMINALS TOTAL							\$568,190,943	\$176,327,613	18%		
II. Transportation											
Transportation Improvements											
3. I-110/ISR 47 Connector Improvement (2466100)	Construction	06/19/13	100%	06/26/16	50%	✓	\$21,000,000	\$9,411,996	45%	✓	
5. John S. Gibson Intersection & NB I-110 Ramp Access Improvements (2469900)	Construction	06/19/13	100%	06/26/16	50%	✓	\$32,100,000	\$15,254,318	48%	✓	
7. C Street/I-110 Access Ramp Improvements (2485200)	Construction	07/31/13	100%	01/05/17	45%	✓	\$51,000,000	\$18,955,557	37%	✓	
11. B. 200 - Rail Yard Track Connections (2513000)	Construction	12/12/12	100%	04/30/17	90%	✓	\$25,000,000	\$18,704,732	75%	✓	
12. Avalon and Fries Street Closures Environmental Assessment (2516700)	Hold		N/A	12/31/14	60%	✓	\$575,172	\$432,346	75%	✓	
15. At-Grade Rail Crossing Protection System for Anaheim St. Rail Crossing of McFarland Lead Track (2524100)	Design	08/31/15	85%	12/31/16	0%	✓	\$288,623	\$122,972	43%	✓	
19. SCIG Bridge and Road Review (2532200)	Design	06/30/16	35%	06/30/16	N/A	✓	\$200,000	\$16,636	8%	✓	
20. State Route 47/Vincent Thomas Bridge & Front St./Harbor Blvd Interchange Reconfiguration - Study Reports (2533400)	Design	02/28/17	1%	02/28/17	N/A	✓	\$1,500,000	\$0	0%	✓	
TRANSPORTATION IMPROVEMENTS TOTAL											
							\$131,663,795	\$62,898,558	48%		
TRANSPORTATION TOTAL							\$131,663,795	\$62,898,558	48%		
III. Security											
Homeland Security											

**Audit Committee Status Report
Actuals Thru: April 2015**

10. IT Cyber Security Improvements - Phase II (2526000)	Construction	09/01/14	N/A	08/31/15	70%	✓	\$2,364,000	\$621,216	26%	✓
HOMELAND SECURITY TOTAL							\$2,364,000	\$621,216	26%	
SECURITY TOTAL							\$2,364,000	\$621,216	26%	
IV. Public Access/Environmental Enhancements										
Port-Wide Public Enhancements										
1. Front Street Beautification (2504700)	Design	08/31/15	90%	07/31/17	0%	✓	\$6,850,000	\$1,028,820	15%	✓
PORT-WIDE PUBLIC ENHANCEMENTS TOTAL							\$6,850,000	\$1,028,820	15%	
Los Angeles Waterfront										
1. San Pedro Waterfront										
8. San Pedro Waterfront - B. 57 - Wharf Retrofit and Signal Street Improvements (2500600)	Design	04/02/17	12%	03/29/19	0%	✓	\$58,215,492	\$2,309,399	4%	✓
11. San Pedro Waterfront - Sampson Way Roadway Improvements - 7th Street & Harbor Blvd. Intersection (2509400)	Design	09/22/15	40%	09/12/17	0%	✓	\$13,600,000	\$1,047,082	8%	✓
16. San Pedro Waterfront - Ports O Call Redevelopment Conceptual Planning and Preliminary Engineering Support (2523300)	Construction		N/A	06/30/15	97%	✓	\$500,000	\$303,521	61%	✓
18. Fanfare Fountain Palm Tree Drainage Repair and Tree Installation (2527400)	Construction		N/A	07/06/15	50%	✓	\$360,000	\$8,519	2%	✓
19. Cabrillo Way Marina - V Dock Fire Line Replacement and Pipe Hangar Repairs (2528100)	Construction	06/29/14	100%	06/30/15	50%	✓	\$1,330,000	\$578,136	43%	✓
21. San Pedro Waterfront - B. 57 - AltaSea Environmental Assessment (2531800)	Environmental		N/A	06/30/16	5%	✓	\$1,000,000	\$10,415	1%	✓
22. San Pedro Waterfront - Ports O' Call Promenade and Town Square (2532100)	Planning	12/31/16	0%	12/31/18	0%	✓	\$32,900,000	\$24,664	0%	✓
23. San Pedro Waterfront - Paid Parking for Ports O'Call Village and Bluff Parking Lot (2532300)	Planning	03/31/16	0%	06/30/17	0%	✓	\$5,700,000	\$995	0%	✓
24. B. 80 - Fisherman Seafood Building Demolition (2535500)	Planning	09/15/15	0%	02/15/16	0%	✓	\$275,000	\$0	0%	✓
SAN PEDRO WATERFRONT TOTAL							\$113,880,492	\$4,282,751	4%	
2. Wilmington Waterfront Development										
4. Wilmington Waterfront Park Street Vacations (2525600)	Design	07/02/15	59%		N/A	✓	\$140,000	\$58,035	41%	✓
5. Wilmington Waterfront Park Slope Improvements (2532600)	Planning	08/31/15	0%	06/30/16	0%	✓	\$260,000	\$0	0%	✓
6. Wilmington Waterfront Promenade (2533000)	Planning	06/30/17	0%	12/31/20	0%	✓	\$52,200,000	\$4,010	0%	✓

**Audit Committee Status Report
Actuals Thru: April 2015**

7. B. 164-185 - Catalina Freight Demolition (2533100)	Environmental	12/31/15	0%	09/30/17	0%	✓	\$500,000	\$0	0%	✓
8. Banning's Landing - Building Upgrades (2535000)	Planning		N/A	06/24/16	0%	✓	\$20,000	\$0	0%	✓
WILMINGTON WATERFRONT DEVELOPMENT TOTAL							\$53,120,000	\$62,044	0%	
LOS ANGELES WATERFRONT TOTAL							\$167,000,492	\$4,344,796	3%	
Environmental Enhancements										
6. 2013 Biological Surveys of Los Angeles and Long Beach Harbors (2518700)	Environmental		N/A	02/28/16	70%	✓	\$548,580	\$392,973	72%	✓
7. Pier 300/Seaplane Lagoon - Eelgrass Mitigation Site - Preliminary Design and Planning (2525700)	Environmental	12/31/15	2%		N/A	✓	\$400,000	\$8,325	2%	✓
8. Cabrillo Beach Eelgrass Mitigation Site (2527200)	Bid and Award	09/30/14	100%	05/15/15	0%	✗	\$654,725	\$86,107	13%	✗
10. DWP Recycled Water Line - San Pedro (2532700)	Planning	09/01/18	0%	03/01/21	0%	✓	\$10,000,000	\$0	0%	✓
ENVIRONMENTAL ENHANCEMENTS TOTAL							\$11,603,305	\$487,406	4%	
PUBLIC ACCESS/ENVIRONMENTAL ENHANCEMENTS TOTAL							\$185,463,787	\$5,851,022	3%	
V. Maritime Services										
Harbor Department Facilities										
2. B. 161 - Marine Ways Modifications (2486100)	Bid and Award	12/31/15	90%	04/30/17	0%	✓	\$2,020,000	\$338,601	17%	✓
4. POLA Facilities Water Efficient Toilets and Urinals (2499200)	Construction	11/1/09	100%	06/30/15	90%	✓	\$148,000	\$88,127	46%	✓
6. Harbor Department Buildings - Miscellaneous Office and Cubicle Furniture Installations (2509000)	Construction		N/A	12/31/15	50%	✓	\$724,022	\$646,579	89%	✓
7. Harbor Administration Building - 3rd, 4th, and 5th Floor Restrooms (2509200)	Construction	05/27/14	100%	10/30/15	50%	✓	\$670,000	\$462,854	69%	✓
8. Harbor Administration Building - HVAC Replacement (2509600)	Design	03/28/16	95%	09/30/17	0%	✓	\$5,100,000	\$395,090	8%	✓
13. B. 68 - Port Pilot Station Dispatch Center Window Replacement (2517300)	Design	05/25/15	80%	10/30/15	0%	✓	\$165,000	\$59,208	36%	✓
14. Harbor Administration Building - 4th Floor Furniture Purchase (2517900)	Hold	12/31/14	10%	12/31/16	0%	✗	\$1,975,250	\$71,638	4%	✓
15. Harbor Administration Building - 1st Floor and Mail Room Furniture (2518000)	Hold	12/31/14	10%	12/31/16	0%	✗	\$221,000	\$30,490	14%	✓
16. Harbor Administration Building - 2nd Floor Information Technology Furniture (2518100)	Hold	12/31/14	10%	12/31/16	0%	✗	\$221,000	\$17,322	8%	✓
17. Harbor Administration Building - 3rd Floor Furniture Removal & Installation (2518200)	Hold	12/31/14	30%	12/31/16	0%	✗	\$1,065,000	\$79,261	7%	✓

Audit Committee Status Report

Actuals Thru: April 2015

Item Description	Construction	05/31/14	100%	10/30/15	65%	✓	\$485,000	\$181,761	37%	✓
19 Harbor Administration Building - Light Fixture Upgrade - 1st & 2nd Floors (2521900)	Construction	05/31/14	100%	10/30/15	65%	✓	\$485,000	\$181,761	37%	✓
21. B. 161 C&M - Carpenter's Shop Remodel (2522900)	Design	09/30/15	80%	09/30/15	N/A	✓	\$226,500	\$100,367	44%	✓
24. B. 68 - Port Pilot Station Back Up Generator and Electrical Upgrade (2524300)	Hold	07/02/14	15%	02/02/15	0%	✗	\$460,500	\$26,744	6%	✗
26. B. 68 - Port Pilot Station Portable Buildings Replacement (2526100)	Planning		N/A	07/31/16	25%	✓	\$500,000	\$54,273	11%	✓
28. Harbor Administration Building - Drain Mainlines Replacement (2526900)	Construction	06/23/14	100%	09/30/15	75%	✓	\$1,350,000	\$919,971	68%	✓
31 Harbor Administration Building - 2nd Floor & 5th Floor Kitchen Remodel (2527500)	Bid and Award	02/28/15	100%	08/11/15	0%	✓	\$160,000	\$37,920	24%	✓
32. B. 161 - Maintenance Dock Extension (2530000)	Construction		N/A	06/29/15	80%	✓	\$130,000	\$29,444	22%	✓
34. Harbor Administration Building - 5th Floor Sunshade Roller Blinds (2530400)	Construction	09/25/14	100%	05/31/15	70%	✓	\$65,000	\$24,694	29%	✓
35 Harbor Administration Building - 2nd floor IT Pre-Action Fire Life Safety System (2530500)	Construction		N/A	06/25/15	75%	✓	\$145,000	\$2,823	2%	✓
36. B. 161 - Boat Maintenance Cradle Modifications (2530600)	Bid and Award		N/A	06/30/16	0%	✓	\$370,000	\$0	0%	✓
38. B. 161 - Electrical Equipment Retrofit. (2530800)	Construction		N/A	06/23/15	80%	✓	\$140,000	\$24,820	18%	✓
40. B. 84 - Slope Repair (2531000)	Construction	10/31/14	100%	06/13/15	90%	✓	\$150,000	\$22,260	15%	✓
41. Liberty Hill Plaza - Fire Life Safety System Replacement (2531300)	Completed		N/A	05/21/15	100%	✓	\$425,000	\$15,429	4%	✓
42. 338 Canary Street - Administration Building AC Replacement (2531900)	Construction	04/15/15	100%	06/30/15	75%	✓	\$60,000	\$40,866	68%	✗
43. B. 161 - Electrical Equipment Retrofit - Phase 2 (2532000)	Planning		N/A	12/01/15	0%	✓	\$70,000	\$0	0%	✓
44. Klein Billing and Port Pilot Systems Enhancement (2532400)	Bid and Award		N/A	03/31/18	0%	✓	\$680,800	\$0	0%	✓
45. Web-Based Construction Management System (2532900)	Planning		N/A	03/31/16	0%	✓	\$150,000	\$0	0%	✓
47. B. 161 - Repave Yard and Remove Rail (2533700)	Planning		N/A	06/24/16	0%	✓	\$168,000	\$0	0%	✓
48. B. 161 - Warehouse Roof Improvements (2533900)	Planning		N/A	06/24/16	0%	✓	\$140,875	\$0	0%	✓
49. B. 73C - Restroom Re-Roof (2534000)	Planning		N/A	06/24/16	0%	✓	\$17,936	\$0	0%	✓
50. B. 73X - Restroom Re-Roof (2534100)	Planning		N/A	06/24/16	0%	✓	\$17,936	\$0	0%	✓
51. Liberty Hill Plaza - Replacement of all Doors (2534200)	Planning		N/A	06/24/16	0%	✓	\$85,000	\$0	0%	✓
52. B. 161 - Boat Shop Dust Filtration System (2534600)	Planning		N/A	06/24/16	0%	✓	\$36,000	\$0	0%	✓

Project cost increases (approx \$50k) under evaluation

**Audit Committee Status Report
Actuals Thru: April 2015**

53. Harbor Administration Building - Elevator Gearbox Replacement (2535100)	Bid and Award	N/A	06/24/16	0%	✓	\$145,000	\$0	0%	✓
HARBOR DEPARTMENT FACILITIES TOTAL									
Miscellaneous Projects									
4. B. 72 - Municipal Fish Market Site Drainage Improvements (2512800)	Design	75%	04/22/17	0%	✓	\$5,000,000	\$440,523	9%	✓
8. Badger Avenue Bridge Rehabilitation (2525000)	Design	90%	09/30/16	0%	✓	\$1,715,200	\$198,168	12%	✓
9. B. 84 - Maritime Museum Wharf Rehabilitation (2526200)	Design	72%	06/30/17	0%	✓	\$3,900,000	\$83,122	2%	✓
10. B. 88 - Mooring Fender Modification (2526700)	Construction	100%	08/15/15	13%	✓	\$250,000	\$226,438	91%	✓
12. Liberty Hill Plaza HVAC System Upgrade (2528300)	Bid and Award	N/A	12/31/15	0%	✓	\$210,000	\$659	0%	✓
14. 300 Water Street - Office Building Re-Roof (2528900)	Hold	N/A	06/24/15	1%	✓	\$231,500	\$0	0%	✓
16. Ports O'Call - American Disability Act Compliant Restrooms (2531700)	Design	50%	03/31/16	0%	✓	\$841,240	\$185	0%	✓
17. B. 73-83 - Pipeline Support Hangers Replacement (2534400)	Planning	N/A	06/24/16	0%	✓	\$323,780	\$0	0%	✓
18. 2001 John S. Gibson Blvd. - Fire Life Safety System Replacement (2534500)	Planning	N/A	06/24/16	0%	✓	\$331,694	\$0	0%	✓
19. B. 68 - Wharf Upgrades and Deck Replacement (2534700)	Planning	N/A	06/24/16	0%	✓	\$150,000	\$0	0%	✓
20. B. 84 - Marina Improvements (2534900)	Planning	N/A	06/24/16	0%	✓	\$630,000	\$0	0%	✓
21. B. 95 - Catalina Channel Express - Waterside Improvements (2535400)	Bid and Award	N/A	12/31/15	0%	✓	\$280,000	\$0	0%	✓
MISCELLANEOUS PROJECTS TOTAL									
MARITIME SERVICES TOTAL									
CIP TOTAL COST									
						\$13,863,414	\$949,095	7%	
						\$32,374,333	\$4,637,638	14%	
						\$1,340,046,888	\$250,306,047	19%	